


SKF Xtra Power Belts

V-belts designed for maximum performance





The SKF brand now stands for more than ever before, and means more to you as a valued customer.

While SKF maintains its leadership as the hallmark of quality bearings throughout the world, new dimensions in technical advances, product support and services have evolved SKF into a truly solutions-oriented supplier, creating greater value for customers.


These solutions encompass ways to bring greater productivity to customers, not only with breakthrough application-specific products, but also through leading-edge design simulation tools and consultancy services, plant asset efficiency maintenance programmes, and the industry's most advanced supply management techniques.

The SKF brand still stands for the very best in rolling bearings, but it now stands for much more.

SKF – the knowledge engineering company

Contents

SKF Xtra Power Belts	3
Advantages	3
Available profiles	3
Construction details	3
Selection guide for SKF Xtra Power Belts	4
Selection procedure and formulae	4
Service factors	5
Belt cross section	6
Correction factors	7
Power ratings	8
Section SPZ-XP	8
Section SPA-XP	9
Section SPB-XP	10
Section SPC-XP	11
Section 3V-XP	12
Section 5V-XP	13
Section 8V-XP	14
Product tables	15
SKF Xtra Power wrapped wedge belts	15
SKF Xtra Power wrapped narrow wedge belts	17
Design optimization	18
Belt drive calculation program	18
Product solutions for belt drives	19
Belt tools	20
SKF Belt Frequency Meter	20
SKF Belt Alignment Tool	21
SKF Belt Tension System	21



SKF Xtra Power Belts

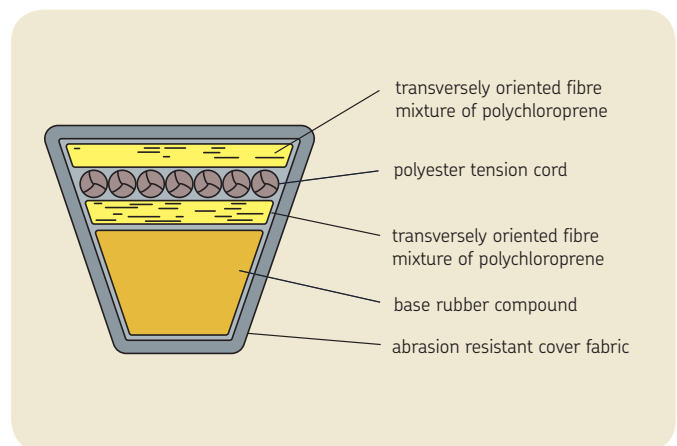
SKF Xtra Power Belts have been designed to deliver up to 40% more power than standard wrapped belts. In addition, these belts will extend the service life of your application, thus reducing costs. When replacing existing belts with SKF Xtra Power Belts, you can potentially increase your service life by up to 40%. Increased service life = less downtime = less maintenance = **less cost**.

Advantages

- Homogeneous, coordinated integration of the belt, flank and the pulley groove
- Reduced pulley groove wear due to optimized cover fabric
- Up to 97% drive efficiency
- Oil and heat resistant, antistatic cover
- One-shot tensioning, no need to retension the belts after the initial run-in period
- Improved smooth running behaviour and low vibration levels
- Good resistance to shock loads

Available profiles

SPZ, SPA, SPB, SPC ISO wedge standard 3V, 5V, 8V RMA standard narrow wedge.



Construction details

Tension members for SKF Xtra Power Belts are polyester coated, to accommodate heavy tension loads with minimal elongation. A fibre filled compound that encases the tension cords enables the belts to accommodate higher dynamic loads without compromising flexibility. The cover fabric provides excellent wear and abrasion resistance while providing excellent bending strength.

Selection guide for SKF Xtra Power Belts

Selection procedure and formulae

Example:

Driver: Electrical motor 45 kW, 1 450 r/min, direct online start.

Driven: Fan, 550 r/min

Service: 8–10 h/day

Approximate center distance is 900 mm

1 Service factor (C_2)

Service factors describe the severity of drive conditions. Refer to **table 1** and **2** on **page 5**.

Example: Medium duty class, heavy start

$$C_2 = 1,2$$

2 Design power (P_d)

Multiply drive power and service factor C_2 to get the design power.

$$P_d = P C_2$$

Where:

P_d = design power [kW]

P = motor rated power or power absorbed by the load [kW]

C_2 = service factor

Example:

$$P_d = 45 \times 1,2 = 54 \text{ kW}$$

3 Belt cross section

Refer to **diagrams 1** and **2** on **page 6** for the appropriate belt cross section based on speed and design power.

Example:

Selected cross section SPB-XP

4 Required speed ratio (I_r)

Divide speed of faster shaft by speed of slower shaft to get the required pulley speed ratio.

$$I_r = \frac{\text{r/min (faster shaft)}}{\text{r/min (slower shaft)}}$$

Example:

$$I_r = \frac{1\,450}{550} = 2,6$$

5 Belt Length determination (L_d)

Part 1

Calculate theoretical belt length allowed by the pulley size selected and the allowable minimum and maximum center distances (CCp) offered by the application.

$$L_d = \frac{2 \text{ CCp} + 1,57(D+d) + (D-d)^2}{4 \text{ CCp}}$$

Where:

L_d = belt length (mm)

CCp = preliminary center distance between pulleys (mm)

D = large pulley diameter (mm)

d = small pulley diameter (mm)

Part 2

Calculate actual center distance based on selected belt length.

$$CC = \frac{a + \sqrt{A^2 - 8(D-d)^2}}{8}$$

Where:

$a = 2(L_d) - 3,14(D-d)$

L_d = selected belt length

D = large pulley diameter

d = small pulley diameter

Example:

Speed ratio = 2,63

Pulley D = 500 mm

Pulley d = 190 mm

CC distance = 945 mm

Belt length = 3 000 mm

6 Belt basic power rating (P_b)

Refer to power rating tables for selected belts on **pages 8** to **14** to get the power rating values. The total belt basic power rating consists of basic power rating + power rating based on speed ratio.

Example:

$$P_b = 13,50 + 1,21 = 14,7 \text{ kW}$$

7 Belt power rating (P_r)

Multiply belt basic power rating with C_1 and C_3 to get actual belt power rating. Refer to **tables 3** and **4** on **page 7**.

$$P_r = P_b C_3 C_1$$

Example:

$$P_r = 14,7 \times 0,95 \times 0,98 = 13,68$$

8 Number of belts (N)

Divide drive power (design power) by power rating of selected belt to get the required number of belts.

$$N = \frac{P_d}{P_r}$$

Round up to first integer.

Example:

$$N = \frac{54}{13,68} = 3,95 \rightarrow 4$$

4 PHG SPB3000XP belts are needed.

The resulting power that the belts in the above example would give is 54,7 kW which will provide an actual service factor of 1,22.

Service factors

Table 1

Speed increase ratio	Types of prime mover	
	Soft starts Electric motors	Heavy starts Electric motors
For speed increasing drives of		
Speed ratio 1,00-1,24 multiply service factor by 1,00	AC-Star delta start	AC-Direct-online start
Speed ratio 1,25-1,74 multiply service factor by 1,05	DC-Shunt wound	DC-Series & compound wound
Speed ratio 1,75-2,49 multiply service factor by 1,11	Internal combustion engines with 4 or more cylinders	Internal combustion engines with less than 4 cylinders
Speed ratio 2,50-3,49 multiply service factor by 1,18	Prime movers fitted with centrifugal clutches, dry or fluid couplings or electronic soft start devices	Prime movers not fitted with soft start devices
Speed ratio 3,50 and over multiply service factor by 1,25		

Table 2

	Types of driven machine	Duty time h/day					
		10 and under	Over 10 to 16	Over 16	10 and under	Over 10 to 16	Over 16
"Class 1 Light duty"	Blowers, exhausters and fans (up to 7,5 kW), centrifugal compressors and pumps. Belt conveyors (uniformly loaded).	1,0	1,1	1,2	1,1	1,2	1,3
"Class 2 Medium duty"	Agitators (uniform density), blowers, exhausters and fans (over 7,5 kW). Rotary compressors and pumps (other than centrifugal). Belt conveyors (not uniformly loaded), generators and exciters, laundry machinery, lineshafts, machine tools, printing machinery, sawmill and woodworking machinery, screens (rotary).	1,1	1,2	1,3	1,2	1,3	1,4
"Class 3 Heavy duty"	Agitators and mixers (variable density), brick machinery, bucket elevators, compressors and pumps (reciprocating), conveyors (heavy duty). Hoists, mills (hammer), pulverisers, punches, presses, shears, quarry plant, rubber machinery, screens (vibrating), textile machinery.	1,2	1,3	1,4	1,4	1,5	1,6
"Class 4 Extra heavy duty"	Crushers (gyratory-jaw roll), mills (ball-rod-tube).	1,3	1,4	1,5	1,5	1,6	1,8

Belt cross section

Diagram 1

SKF Xtra Power wrapped wedge belts

Speed of small pulley [r/min]

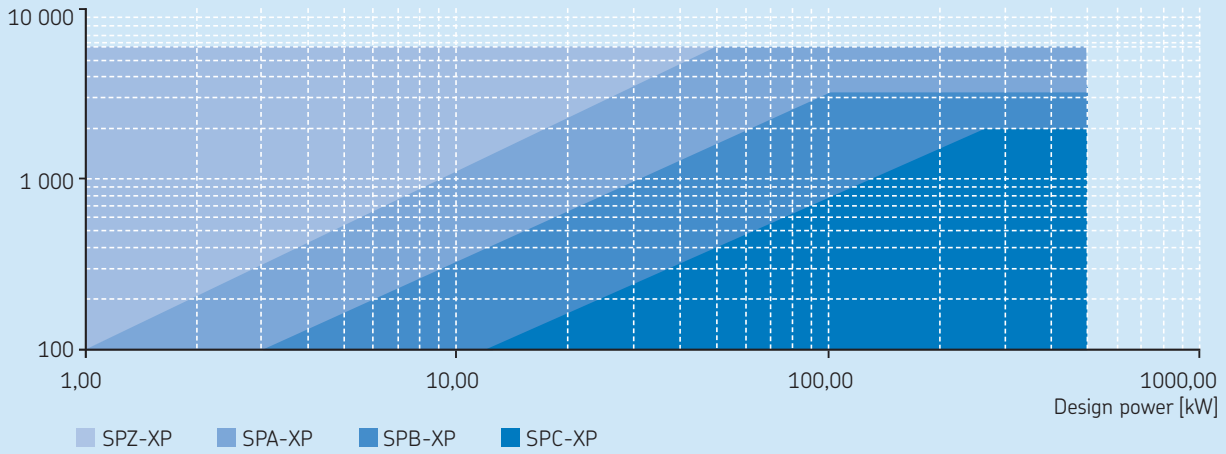
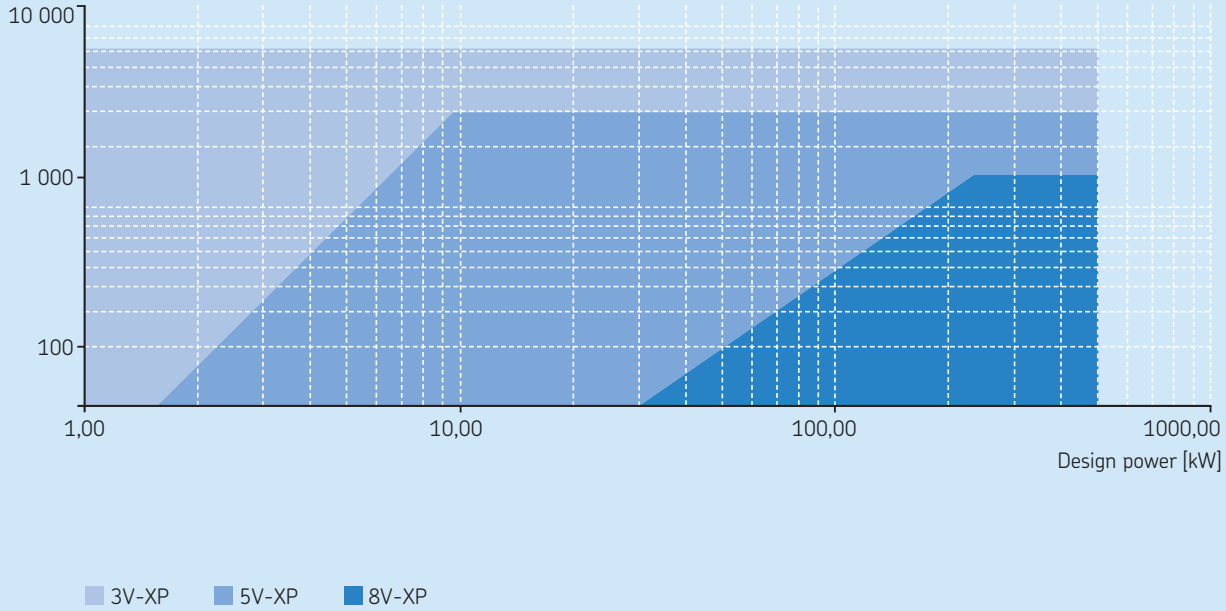


Diagram 2

SKF Xtra Power wrapped narrow wedge belts

Speed of small pulley [r/min]



Correction factors

Table 3

Arc of contact power correction factor C_3

$\frac{D-d}{CC}^*$	Arc of contact on small pulley	Arc of contact correction factor C_3
mm	°	-
0,00	180	1,00
0,05	177	0,99
0,10	174	0,99
0,15	171	0,98
0,20	169	0,97
0,25	166	0,97
0,30	163	0,96
0,35	160	0,95
0,40	157	0,94
0,45	154	0,93
0,50	151	0,93
0,55	148	0,92
0,60	145	0,91
0,65	142	0,90
0,70	139	0,89
0,75	136	0,88
0,80	133	0,87
0,85	130	0,86
0,90	127	0,85
0,95	123	0,83
1,00	120	0,82
1,05	117	0,81
1,10	113	0,80
1,15	100	0,78
1,20	107	0,77
1,25	104	0,75
1,30	101	0,73
1,35	97	0,72
1,40	93	0,70

* D large pulley diameter
d small pulley diameter
CC center to center distance

Table 4

Belt length correction factor C_1

Belt length	Correction factor (ISO, DIN)				
	SPZ 3V	SPA	SPB 5V	SPC	8V
mm	-				
400	0,50				
475	0,65				
530	0,74				
630	0,82	0,77			
710	0,84	0,79			
900	0,88	0,83	0,76		
1 000	0,90	0,85	0,78		
1 120	0,93	0,87	0,80		
1 250	0,95	0,89	0,82		
1 400	0,96	0,91	0,84	0,70	
1 600	1,00	0,93	0,86	0,74	
1 800	1,01	0,95	0,88	0,77	
2 000	1,02	0,96	0,90	0,80	0,78
2 240	1,05	0,98	0,92	0,83	0,80
2 500	1,07	1,00	0,94	0,86	0,80
2 800	1,09	1,02	0,96	0,88	0,82
3 150	1,11	1,04	0,98	0,90	0,84
3 550	1,13	1,06	1,00	0,92	0,86
4 000	1,13	1,08	1,02	0,94	0,89
4 500	1,13	1,09	1,04	0,96	0,91
5 000		1,09	1,06	0,98	0,94
5 600		1,09	1,08	1,00	0,96
6 300			1,10	1,02	0,99
7 100			1,12	1,04	1,02
8 000			1,14	1,06	1,04
9 000			1,14	1,08	1,07
10 000			1,14	1,10	1,09
11 200				1,12	1,12
12 500				1,14	1,15

Power ratings

Section SPZ-XP

Table 5

Faster shaft speed	Rated power per belt for small pulley pitch diameter [mm]												Additional power per belt for speed ratio			
	67	71	75	80	85	90	95	100	112	125	132	140	100 to 1,05	1,06 to 1,24	1,25 to 1,59	> 1,59
r/min	kW												kW			
100	0,13	0,15	0,16	0,18	0,20	0,22	0,24	0,25	0,30	0,35	0,37	0,40	0,00	0,01	0,01	0,01
500	0,53	0,60	0,67	0,75	0,83	0,92	1,00	1,08	1,28	1,49	1,61	1,74	0,01	0,04	0,06	0,07
720	0,72	0,82	0,91	1,03	1,15	1,26	1,38	1,50	1,77	2,07	2,23	2,41	0,01	0,05	0,09	0,10
800	0,79	0,89	1,00	1,13	1,26	1,39	1,51	1,64	1,95	2,27	2,45	2,65	0,01	0,06	0,10	0,11
900	0,87	0,99	1,10	1,25	1,39	1,53	1,68	1,82	2,16	2,52	2,72	2,94	0,01	0,07	0,11	0,12
960	0,92	1,04	1,16	1,32	1,47	1,62	1,78	1,93	2,29	2,67	2,88	3,11	0,02	0,07	0,11	0,13
1 000	0,95	1,08	1,21	1,36	1,52	1,68	1,84	2,00	2,37	2,77	2,98	3,23	0,02	0,07	0,12	0,14
1 100	1,03	1,17	1,31	1,48	1,65	1,83	2,00	2,17	2,58	3,01	3,24	3,51	0,02	0,08	0,13	0,15
1 200	1,10	1,25	1,41	1,59	1,78	1,97	2,15	2,34	2,78	3,25	3,50	3,79	0,02	0,09	0,14	0,17
1 300	1,18	1,34	1,50	1,71	1,91	2,11	2,31	2,51	2,98	3,49	3,76	4,06	0,02	0,09	0,15	0,18
1 400	1,25	1,42	1,60	1,82	2,03	2,25	2,46	2,67	3,18	3,72	4,01	4,33	0,02	0,10	0,17	0,19
1 440	1,28	1,46	1,64	1,86	2,08	2,30	2,52	2,74	3,26	3,81	4,10	4,44	0,02	0,10	0,17	0,20
1 500	1,32	1,51	1,69	1,92	2,15	2,38	2,61	2,84	3,37	3,95	4,25	4,60	0,02	0,11	0,18	0,21
1 600	1,39	1,59	1,79	2,03	2,27	2,52	2,76	3,00	3,56	4,17	4,49	4,86	0,03	0,12	0,19	0,22
1 700	1,46	1,67	1,88	2,14	2,39	2,65	2,90	3,15	3,75	4,39	4,73	5,12	0,03	0,12	0,20	0,24
1 800	1,53	1,75	1,97	2,24	2,51	2,78	3,05	3,31	3,94	4,61	4,97	5,37	0,03	0,13	0,21	0,25
1 900	1,59	1,83	2,06	2,34	2,63	2,91	3,19	3,46	4,12	4,83	5,20	5,62	0,03	0,14	0,23	0,26
2 000	1,66	1,90	2,14	2,44	2,74	3,03	3,33	3,62	4,30	5,04	5,43	5,86	0,03	0,15	0,24	0,28
2 100	1,72	1,98	2,23	2,54	2,85	3,16	3,46	3,77	4,48	5,25	5,65	6,10	0,03	0,15	0,25	0,29
2 200	1,79	2,05	2,31	2,64	2,96	3,28	3,60	3,91	4,66	5,45	5,87	6,34	0,04	0,16	0,26	0,30
2 300	1,85	2,12	2,40	2,74	3,07	3,40	3,73	4,06	4,83	5,65	6,08	6,57	0,04	0,17	0,27	0,32
2 400	1,91	2,20	2,48	2,83	3,18	3,52	3,86	4,20	5,00	5,85	6,30	6,80	0,04	0,17	0,29	0,33
2 500	1,97	2,27	2,56	2,92	3,28	3,64	3,99	4,34	5,17	6,04	6,51	7,02	0,04	0,18	0,30	0,35
2 600	2,03	2,34	2,64	3,02	3,39	3,76	4,12	4,48	5,34	6,24	6,71	7,24	0,04	0,19	0,31	0,36
2 700	2,09	2,41	2,72	3,11	3,49	3,87	4,25	4,62	5,50	6,42	6,91	7,46	0,04	0,20	0,32	0,37
2 800	2,15	2,47	2,80	3,20	3,59	3,98	4,37	4,75	5,66	6,61	7,11	7,67	0,05	0,20	0,33	0,39
2 880	2,19	2,53	2,86	3,27	3,67	4,07	4,47	4,86	5,78	6,75	7,26	7,83	0,05	0,21	0,34	0,40
2 900	2,20	2,54	2,87	3,28	3,69	4,09	4,49	4,89	5,81	6,79	7,30	7,87	0,05	0,21	0,34	0,40
3 000	2,26	2,60	2,95	3,37	3,79	4,20	4,61	5,02	5,97	6,96	7,49	8,07	0,05	0,22	0,36	0,42
3 100	2,31	2,67	3,02	3,46	3,89	4,31	4,73	5,15	6,12	7,14	7,67	8,26	0,05	0,23	0,37	0,43
3 200	2,37	2,73	3,09	3,54	3,98	4,42	4,85	5,27	6,27	7,31	7,85	8,45	0,05	0,23	0,38	0,44
3 300	2,42	2,79	3,16	3,62	4,07	4,52	4,96	5,39	6,41	7,47	8,02	8,64	0,05	0,24	0,39	0,46
3 400	2,47	2,86	3,23	3,70	4,17	4,62	5,07	5,52	6,55	7,63	8,19	8,82	0,06	0,25	0,40	0,47
3 500	2,52	2,92	3,30	3,78	4,26	4,72	5,18	5,63	6,69	7,79	8,36	8,99	0,06	0,25	0,42	0,49
3 600	2,57	2,97	3,37	3,86	4,34	4,82	5,29	5,75	6,83	7,94	8,52	9,16	0,06	0,26	0,43	0,50
3 700	2,62	3,03	3,44	3,94	4,43	4,92	5,40	5,87	6,96	8,09	8,68	9,32	0,06	0,27	0,44	0,51
3 800	2,67	3,09	3,50	4,01	4,52	5,01	5,50	5,98	7,09	8,24	8,83	9,48	0,06	0,28	0,45	0,53
3 900	2,72	3,14	3,57	4,09	4,60	5,10	5,60	6,09	7,22	8,38	8,97	9,63	0,06	0,28	0,46	0,54
4 000	2,76	3,20	3,63	4,16	4,68	5,20	5,70	6,19	7,34	8,51	9,11	9,77	0,07	0,29	0,48	0,55
4 200	2,85	3,30	3,75	4,30	4,84	5,37	5,89	6,40	7,58	8,77	9,38	10,04	0,07	0,31	0,50	0,58
4 400	2,93	3,40	3,87	4,44	4,99	5,54	6,07	6,60	7,80	9,01	9,62	10,29	0,07	0,32	0,52	0,61
4 600	3,02	3,50	3,98	4,56	5,14	5,70	6,25	6,78	8,00	9,23	9,85	10,51	0,08	0,34	0,55	0,64
4 800	3,09	3,59	4,08	4,69	5,28	5,85	6,41	6,96	8,20	9,43	10,05	10,70	0,08	0,35	0,57	0,67
5 000	3,16	3,68	4,18	4,80	5,41	5,99	6,56	7,12	8,38	9,61	10,22	10,87	0,08	0,36	0,59	0,69
5 200	3,23	3,76	4,28	4,91	5,53	6,13	6,71	7,27	8,54	9,77	10,38	11,01	0,09	0,38	0,62	0,72
5 400	3,30	3,84	4,37	5,02	5,64	6,25	6,84	7,41	8,68	9,91	10,50	11,11	0,09	0,39	0,64	0,75
5 600	3,36	3,91	4,45	5,11	5,75	6,37	6,97	7,54	8,81	10,03	10,60	11,19	0,09	0,41	0,67	0,78
5 800	3,41	3,98	4,53	5,20	5,85	6,48	7,08	7,65	8,93	10,12	10,68	11,24	0,10	0,42	0,69	0,80
6 000	3,46	4,04	4,60	5,28	5,94	6,57	7,18	7,76	9,02	10,19	10,73	-	0,10	0,44	0,71	0,83
6 200	3,51	4,09	4,67	5,36	6,02	6,66	7,27	7,85	9,10	10,24	-	-	0,10	0,45	0,74	0,86
6 400	3,55	4,15	4,73	5,43	6,10	6,74	7,35	7,92	9,16	10,26	-	-	0,11	0,47	0,76	0,89
6 600	3,58	4,19	4,78	5,49	6,16	6,80	7,41	7,98	9,20	-	-	-	0,11	0,48	0,79	0,91
6 800	3,62	4,23	4,83	5,54	6,22	6,86	7,47	8,03	9,22	-	-	-	0,11	0,50	0,81	0,94
7 000	3,64	4,27	4,87	5,58	6,26	6,91	7,51	8,07	9,22	-	-	-	0,12	0,51	0,83	0,97
7 200	3,67	4,29	4,90	5,62	6,30	6,94	7,54	8,09	-	-	-	-	0,12	0,52	0,86	1,00
7 400	3,68	4,32	4,93	5,65	6,33	6,96	7,55	8,09	-	-	-	-	0,12	0,54	0,88	1,03
7 600	3,69	4,33	4,94	5,67	6,35	6,98	7,55	-	-	-	-	-	0,13	0,55	0,90	1,05
7 800	3,70	4,34	4,96	5,68	6,35	-	-	-	-	-	-	-	0,13	0,57	0,93	1,08
8 000	3,70	4,35	4,96	5,68	-	-	-	-	-	-	-	-	0,13	0,58	0,95	1,11

For speeds exceeding 33 m/s, SKF recommends to use dynamically balanced pulleys made of steel.

Power ratings

Section SPA-XP

Table 6

Faster shaft speed	Rated power per belt for small pulley pitch diameter [mm]													Additional power per belt for speed ratio			
	90	95	100	106	112	118	125	132	140	150	160	180	200	1,00 to 1,05	1,06 to 1,24	1,25 to 1,59	> 1,59
r/min	kW													kW			
100	0,26	0,29	0,32	0,36	0,40	0,43	0,48	0,52	0,57	0,63	0,70	0,82	0,94	0,00	0,02	0,03	0,03
200	0,47	0,53	0,59	0,66	0,74	0,81	0,89	0,98	1,07	1,19	1,31	1,54	1,78	0,01	0,04	0,06	0,06
300	0,66	0,75	0,84	0,95	1,05	1,16	1,28	1,40	1,54	1,72	1,89	2,23	2,57	0,01	0,06	0,08	0,09
400	0,85	0,96	1,08	1,22	1,36	1,49	1,65	1,81	2,00	2,22	2,45	2,90	3,34	0,02	0,07	0,11	0,12
500	1,02	1,16	1,30	1,48	1,65	1,82	2,01	2,21	2,44	2,72	2,99	3,55	4,09	0,02	0,09	0,14	0,15
600	1,18	1,35	1,52	1,73	1,93	2,13	2,36	2,60	2,86	3,20	3,52	4,18	4,83	0,03	0,11	0,17	0,18
700	1,34	1,54	1,74	1,97	2,20	2,44	2,71	2,98	3,28	3,66	4,04	4,80	5,55	0,03	0,13	0,19	0,21
720	1,37	1,58	1,78	2,02	2,26	2,50	2,77	3,05	3,37	3,76	4,15	4,92	5,69	0,03	0,13	0,20	0,22
800	1,50	1,72	1,94	2,21	2,47	2,73	3,04	3,35	3,69	4,12	4,55	5,41	6,25	0,04	0,15	0,22	0,24
900	1,65	1,89	2,14	2,44	2,73	3,03	3,37	3,71	4,09	4,58	5,05	6,00	6,94	0,04	0,17	0,25	0,27
960	1,73	2,00	2,26	2,57	2,89	3,20	3,56	3,92	4,33	4,84	5,35	6,35	7,35	0,04	0,18	0,26	0,29
1 000	1,79	2,07	2,34	2,66	2,99	3,31	3,69	4,06	4,49	5,02	5,54	6,59	7,62	0,04	0,18	0,28	0,30
1 100	1,93	2,23	2,53	2,89	3,24	3,59	4,00	4,41	4,88	5,45	6,03	7,16	8,28	0,05	0,20	0,30	0,33
1 200	2,07	2,39	2,72	3,10	3,49	3,87	4,31	4,75	5,26	5,88	6,50	7,73	8,94	0,05	0,22	0,33	0,36
1 300	2,20	2,55	2,90	3,32	3,73	4,14	4,62	5,09	5,63	6,30	6,97	8,28	9,58	0,06	0,24	0,36	0,39
1 400	2,34	2,71	3,08	3,52	3,97	4,41	4,92	5,42	6,00	6,71	7,42	8,83	10,21	0,06	0,26	0,39	0,42
1 440	2,39	2,77	3,15	3,61	4,06	4,51	5,03	5,55	6,14	6,88	7,61	9,04	10,46	0,06	0,26	0,40	0,44
1 500	2,46	2,86	3,26	3,73	4,20	4,67	5,21	5,75	6,36	7,12	7,87	9,36	10,82	0,07	0,28	0,41	0,45
1 600	2,59	3,01	3,43	3,93	4,43	4,92	5,50	6,07	6,72	7,52	8,32	9,89	11,43	0,07	0,29	0,44	0,48
1 700	2,71	3,15	3,60	4,13	4,65	5,18	5,78	6,38	7,07	7,91	8,75	10,40	12,02	0,08	0,31	0,47	0,51
1 800	2,83	3,30	3,76	4,32	4,87	5,42	6,06	6,69	7,41	8,30	9,18	10,91	12,60	0,08	0,33	0,50	0,55
1 900	2,94	3,44	3,93	4,51	5,09	5,67	6,33	7,00	7,75	8,68	9,60	11,40	13,17	0,08	0,35	0,52	0,58
2 000	3,06	3,57	4,08	4,70	5,30	5,90	6,60	7,29	8,08	9,05	10,01	11,89	13,72	0,09	0,37	0,55	0,61
2 100	3,17	3,71	4,24	4,88	5,51	6,14	6,87	7,59	8,40	9,41	10,41	12,36	14,26	0,09	0,39	0,58	0,64
2 200	3,28	3,84	4,39	5,06	5,71	6,37	7,12	7,87	8,72	9,77	10,80	12,82	14,78	0,10	0,40	0,61	0,67
2 300	3,38	3,96	4,54	5,23	5,92	6,59	7,38	8,16	9,04	10,12	11,19	13,28	15,30	0,10	0,42	0,63	0,70
2 400	3,48	4,09	4,69	5,40	6,11	6,82	7,63	8,43	9,34	10,46	11,57	13,72	15,79	0,11	0,44	0,66	0,73
2 500	3,58	4,21	4,83	5,57	6,30	7,03	7,87	8,70	9,64	10,80	11,93	14,15	16,27	0,11	0,46	0,69	0,76
2 600	3,68	4,33	4,93	5,74	6,49	7,24	8,11	8,97	9,94	11,13	12,29	14,56	16,74	0,12	0,48	0,72	0,79
2 700	3,77	4,44	5,11	5,90	6,68	7,45	8,34	9,23	10,22	11,44	12,64	14,97	17,19	0,12	0,50	0,74	0,82
2 800	3,87	4,56	5,24	6,05	6,86	7,65	8,57	9,48	10,50	11,76	12,99	15,36	17,63	0,12	0,51	0,77	0,85
2 880	3,94	4,64	5,34	6,18	7,00	7,81	8,75	9,68	10,72	12,00	13,25	15,67	17,96	0,13	0,53	0,79	0,87
2 900	3,96	4,67	5,37	6,21	7,03	7,85	8,80	9,73	10,78	12,06	13,32	15,74	18,04	0,13	0,53	0,80	0,88
3 000	4,04	4,77	5,50	6,36	7,21	8,05	9,01	9,97	11,04	12,36	13,64	16,11	18,44	0,13	0,55	0,83	0,91
3 100	4,13	4,88	5,62	6,50	7,37	8,24	9,23	10,20	11,30	12,64	13,95	16,46	18,83	0,14	0,57	0,85	0,94
3 200	4,21	4,98	5,74	6,64	7,54	8,42	9,43	10,43	11,55	12,92	14,25	16,81	19,19	0,14	0,59	0,88	0,97
3 300	4,29	5,08	5,86	6,78	7,70	8,60	9,64	10,66	11,80	13,19	14,55	17,13	19,54	0,15	0,61	0,91	1,00
3 400	4,36	5,17	5,97	6,92	7,85	8,77	9,83	10,87	12,04	13,45	14,83	17,45	19,87	0,15	0,62	0,94	1,03
3 500	4,44	5,26	6,08	7,05	8,00	8,94	10,02	11,08	12,27	13,71	15,10	17,74	20,18	0,16	0,64	0,96	1,06
3 600	4,51	5,35	6,19	7,18	8,15	9,11	10,21	11,28	12,49	13,95	15,36	18,03	20,47	0,16	0,66	0,99	1,09
3 700	4,57	5,44	6,29	7,30	8,29	9,27	10,39	11,48	12,70	14,18	15,61	18,30	20,74	0,16	0,68	1,02	1,12
3 800	4,64	5,52	6,39	7,42	8,43	9,42	10,56	11,67	12,91	14,41	15,85	18,55	20,99	0,17	0,70	1,05	1,15
3 900	4,70	5,60	6,48	7,53	8,56	9,57	10,72	11,85	13,11	14,62	16,08	18,79	21,22	0,17	0,72	1,07	1,18
4 000	4,76	5,68	6,58	7,64	8,69	9,71	10,88	12,03	13,30	14,83	16,29	19,01	-	0,18	0,74	1,10	1,21
4 100	4,82	5,75	6,67	7,75	8,81	9,85	11,04	12,20	13,48	15,02	16,49	19,22	-	0,18	0,75	1,13	1,24
4 200	4,87	5,82	6,75	7,85	8,93	9,98	11,19	12,36	13,65	15,21	16,69	19,41	-	0,19	0,77	1,16	1,27
4 300	4,92	5,88	6,83	7,95	9,04	10,11	11,33	12,51	13,82	15,38	16,87	19,58	-	0,19	0,79	1,18	1,30
4 400	4,97	5,95	6,91	8,04	9,15	10,23	11,46	12,66	13,97	15,54	17,03	19,73	-	0,20	0,81	1,21	1,33
4 500	5,01	6,01	6,98	8,13	9,25	10,35	11,59	12,79	14,12	15,70	17,19	-	-	0,20	0,83	1,24	1,36
4 600	5,06	6,06	7,05	8,21	9,35	10,46	11,71	12,92	14,26	15,84	17,33	-	-	0,20	0,85	1,27	1,39
4 700	5,09	6,12	7,12	8,29	9,44	10,56	11,83	13,05	14,38	15,97	17,45	-	-	0,21	0,86	1,29	1,42
4 800	5,13	6,16	7,18	8,37	9,53	10,66	11,93	13,16	14,50	16,09	17,57	-	-	0,21	0,88	1,32	1,45
4 900	5,16	6,21	7,24	8,44	9,61	10,75	12,03	13,27	14,61	16,20	17,67	-	-	0,22	0,90	1,35	1,48
5 000	5,19	6,25	7,29	8,51	9,69	10,83	12,13	13,36	14,71	16,29	-	-	-	0,22	0,92	1,38	1,51
5 100	5,22	6,29	7,34	8,57	9,76	10,91	12,21	13,45	14,80	16,38	-	-	-	0,23	0,94	1,40	1,54
5 200	5,24	6,32	7,38	8,62	9,82	10,99	12,29	13,53	14,88	16,45	-	-	-	0,23	0,96	1,43	1,57
5 300	5,26	6,35	7,43	8,67	9,88	11,05	12,36	13,61	14,95	-	-	-	-	0,24	0,97	1,46	1,61
5 400	5,27	6,38	7,46	8,72	9,94	11,11	12,42	13,67	15,01	-	-	-	-	0,24	0,99	1,49	1,64
5 500	5,29	6,41	7,49	8,76	9,99	11,16	12,48	13,72	15,06	-	-	-	-	0,24	1,01	1,51	1,67
5 600	5,30	6,42	7,52	8,80	10,03	11,21	12,52	13,77	15,10	-	-	-	-	0,25	1,03	1,54	1,70
5 700	5,30	6,44	7,55	8,83	10,06	11,25	12,56	13,80	-	-	-	-	-	0,25	1,05	1,57	1,73
5 800	5,30	6,45	7,56	8,86	10,09	11,28	12,59	13,83	-	-	-	-	-	0,26	1,07	1,60	1,76
5 900	-	6,46	7,58	8,88	10,12	11,31	12,62	13,85	-	-	-	-	-	0,26	1,08	1,63	1,79
6 000	-	6,46	7,59	8,89	10,14	11,32	12,63	0,00	-	-	-	-	-	0,27	1,10	1,65	1,82
6 100	-	-	7,59	8,90	10,15	11,33	12,64	-	-	-	-	-	-	0,27	1,12	1,68	1,85
6 200	-	-	7,59	8,90	10,15	11,34	-	-	-	-	-	-	-	0,28	1,14	1,71	1,88

For speeds exceeding 33 m/s, SKF recommends to use dynamically balanced pulleys made of steel.

Power ratings

Section SPB-XP

Table 7

Faster shaft speed	Rated power per belt for small pulley pitch diameter [mm]													Additional power per belt for speed ratio			
	140	150	160	170	180	190	200	212	224	236	250	280	315	1,00 to 1,05	1,06 to 1,24	1,25 to 1,59	> 1,59
	r/min	kW													kW		
100	0,76	0,86	0,95	1,05	1,15	1,25	1,34	1,46	1,58	1,69	1,83	2,11	2,44	0,01	0,04	0,07	0,08
200	1,39	1,58	1,76	1,95	2,14	2,32	2,51	2,73	2,95	3,17	3,43	3,98	4,61	0,02	0,08	0,14	0,16
300	1,97	2,24	2,52	2,79	3,07	3,34	3,61	3,93	4,25	4,58	4,95	5,74	6,66	0,03	0,12	0,21	0,24
400	2,52	2,88	3,24	3,60	3,95	4,31	4,66	5,08	5,50	5,92	6,41	7,45	8,65	0,04	0,17	0,27	0,32
500	3,04	3,49	3,93	4,37	4,81	5,24	5,68	6,20	6,72	7,23	7,83	9,10	10,57	0,05	0,21	0,34	0,41
600	3,55	4,08	4,60	5,12	5,64	6,15	6,67	7,28	7,90	8,50	9,21	10,71	12,45	0,06	0,25	0,41	0,49
700	4,04	4,65	5,25	5,85	6,45	7,04	7,63	8,34	9,05	9,75	10,56	12,29	14,28	0,07	0,29	0,48	0,57
720	4,14	4,76	5,38	5,99	6,61	7,22	7,83	8,55	9,27	9,99	10,83	12,60	14,65	0,07	0,30	0,49	0,58
800	4,52	5,20	5,88	6,56	7,24	7,91	8,58	9,38	10,17	10,96	11,88	13,83	16,08	0,07	0,33	0,55	0,65
900	4,98	5,74	6,50	7,26	8,01	8,76	9,50	10,39	11,28	12,16	13,17	15,34	17,83	0,08	0,37	0,62	0,73
960	5,25	6,06	6,87	7,67	8,47	9,26	10,05	10,99	11,93	12,86	13,94	16,23	18,87	0,09	0,40	0,66	0,78
1 000	5,43	6,27	7,11	7,94	8,77	9,59	10,41	11,39	12,36	13,32	14,44	16,82	19,55	0,09	0,41	0,69	0,81
1 100	5,87	6,79	7,70	8,61	9,51	10,41	11,30	12,36	13,42	14,47	15,69	18,27	21,23	0,10	0,46	0,76	0,89
1 200	6,30	7,30	8,28	9,26	10,24	11,21	12,17	13,32	14,46	15,59	16,91	19,68	22,87	0,11	0,50	0,82	0,97
1 300	6,73	7,79	8,85	9,90	10,95	11,99	13,02	14,26	15,48	16,69	18,10	21,07	24,47	0,12	0,54	0,89	1,05
1 400	7,14	8,28	9,41	10,53	11,65	12,76	13,86	15,18	16,48	17,78	19,27	22,43	26,04	0,13	0,58	0,96	1,13
1 440	7,30	8,47	9,63	10,78	11,93	13,07	14,20	15,54	16,88	18,20	19,73	22,97	26,66	0,13	0,60	0,99	1,17
1 500	7,54	8,75	9,96	11,15	12,34	13,52	14,69	16,08	17,46	18,83	20,42	23,76	27,57	0,14	0,62	1,03	1,22
1 600	7,94	9,22	10,49	11,76	13,01	14,26	15,50	16,97	18,43	19,87	21,54	25,06	29,06	0,15	0,66	1,10	1,30
1 700	8,32	9,68	11,02	12,35	13,68	14,99	16,29	17,84	19,37	20,89	22,64	26,33	30,51	0,16	0,70	1,17	1,38
1 800	8,70	10,12	11,54	12,94	14,32	15,70	17,07	18,69	20,30	21,89	23,72	27,57	31,91	0,17	0,75	1,24	1,46
1 900	9,07	10,56	12,04	13,51	14,96	16,40	17,83	19,53	21,20	22,86	24,77	28,77	33,28	0,18	0,79	1,31	1,54
2 000	9,43	10,99	12,54	14,07	15,59	17,09	18,58	20,34	22,09	23,81	25,80	29,95	34,60	0,19	0,83	1,37	1,62
2 100	9,79	11,41	13,02	14,62	16,20	17,76	19,31	21,14	22,95	24,74	26,80	31,09	35,88	0,20	0,87	1,44	1,70
2 200	10,13	11,82	13,50	15,16	16,80	18,42	20,02	21,92	23,80	25,65	27,77	32,19	37,11	0,21	0,91	1,51	1,78
2 300	10,47	12,23	13,96	15,68	17,38	19,06	20,72	22,69	24,62	26,53	28,72	33,26	38,30	0,22	0,95	1,58	1,86
2 400	10,80	12,62	14,42	16,20	17,96	19,69	21,41	23,43	25,43	27,39	29,64	34,30	39,44	0,22	0,99	1,65	1,94
2 500	11,13	13,01	14,87	16,70	18,52	20,31	22,07	24,16	26,21	28,23	30,53	35,29	40,52	0,23	1,04	1,72	2,03
2 600	11,44	13,38	15,30	17,19	19,06	20,91	22,72	24,87	26,97	29,04	31,40	36,25	-	0,24	1,08	1,79	2,11
2 700	11,75	13,75	15,73	17,67	19,60	21,49	23,36	25,56	27,71	29,83	32,23	37,18	-	0,25	1,12	1,86	2,19
2 800	12,05	14,11	16,14	18,14	20,12	22,06	23,97	26,22	28,43	30,59	33,04	38,06	-	0,26	1,16	1,92	2,27
2 880	12,28	14,39	16,46	18,51	20,52	22,50	24,45	26,74	28,99	31,18	33,66	-	-	0,27	1,19	1,98	2,33
2 900	12,34	14,46	16,54	18,60	20,62	22,61	24,57	26,87	29,12	31,32	33,82	-	-	0,27	1,20	1,99	2,35
3 000	12,62	14,80	16,94	19,05	21,12	23,15	25,15	27,50	29,79	32,03	34,56	-	-	0,28	1,24	2,06	2,43
3 100	12,90	15,13	17,32	19,48	21,60	23,67	25,71	28,11	30,44	32,71	35,27	-	-	0,29	1,29	2,13	2,51
3 200	13,17	15,45	17,69	19,90	22,06	24,18	26,26	28,69	31,06	33,36	-	-	-	0,30	1,33	2,20	2,59
3 300	13,43	15,76	18,05	20,30	22,51	24,67	26,78	29,26	31,66	33,99	-	-	-	0,31	1,37	2,27	2,67
3 400	13,68	16,06	18,40	20,70	22,95	25,14	27,29	29,80	32,23	-	-	-	-	0,32	1,41	2,34	2,75
3 500	13,92	16,36	18,74	21,08	23,37	25,60	27,78	30,32	32,78	-	-	-	-	0,33	1,45	2,41	2,84
3 600	14,15	16,64	19,07	21,45	23,77	26,04	28,25	30,82	-	-	-	-	-	0,34	1,49	2,47	2,92
3 700	14,38	16,91	19,39	21,80	24,16	26,46	28,69	31,29	-	-	-	-	-	0,35	1,53	2,54	3,00
3 800	14,60	17,17	19,69	22,14	24,54	26,86	29,12	-	-	-	-	-	-	0,36	1,58	2,61	3,08
3 900	14,81	17,43	19,98	22,47	24,89	27,25	29,53	-	-	-	-	-	-	0,37	1,62	2,68	3,16
4 000	15,01	17,67	20,26	22,79	25,24	27,61	-	-	-	-	-	-	-	0,37	1,66	2,75	3,24
4 100	15,20	17,90	20,53	23,08	25,56	27,96	-	-	-	-	-	-	-	0,38	1,70	2,82	3,32
4 200	15,38	18,12	20,78	23,37	25,87	-	-	-	-	-	-	-	-	0,39	1,74	2,89	3,40
4 300	15,55	18,33	21,03	23,64	26,16	-	-	-	-	-	-	-	-	0,40	1,78	2,95	3,48
4 400	15,72	18,53	21,26	23,89	-	-	-	-	-	-	-	-	-	0,41	1,82	3,02	3,57
4 500	15,87	18,72	21,47	24,13	-	-	-	-	-	-	-	-	-	0,42	1,87	3,09	3,65
4 600	16,02	18,90	21,68	24,36	-	-	-	-	-	-	-	-	-	0,43	1,91	3,16	3,73
4 700	16,15	19,06	21,87	-	-	-	-	-	-	-	-	-	-	0,44	1,95	3,23	3,81
4 800	16,28	19,22	22,04	-	-	-	-	-	-	-	-	-	-	0,45	1,99	3,30	3,89
4 900	16,39	19,36	-	-	-	-	-	-	-	-	-	-	-	0,46	2,03	3,37	3,97
5 000	16,50	19,49	-	-	-	-	-	-	-	-	-	-	-	0,47	2,07	3,44	4,05
5 100	16,60	19,61	-	-	-	-	-	-	-	-	-	-	-	0,48	2,11	3,50	4,13
5 200	16,68	19,71	-	-	-	-	-	-	-	-	-	-	-	0,49	2,16	3,57	4,21
5 300	16,76	-	-	-	-	-	-	-	-	-	-	-	-	0,50	2,20	3,64	4,29
5 400	16,82	-	-	-	-	-	-	-	-	-	-	-	-	0,51	2,24	3,71	4,38
5 500	16,88	-	-	-	-	-	-	-	-	-	-	-	-	0,51	2,28	3,78	4,46

For speeds exceeding 33 m/s, SKF recommends to use dynamically balanced pulleys made of steel.

Power ratings

Section SPC-XP

Table 8

Faster shaft speed	Rated power per belt for small pulley pitch diameter [mm]																Additional power per belt for speed ratio				
	224	236	250	265	280	300	315	335	355	375	400	425	450	475	500	530	560	1,00 to 1,05	1,06 to 1,24	1,25 to 1,59	> 1,59
r/min	kW																kW				
100	2,21	2,42	2,67	2,94	3,20	3,55	3,81	4,15	4,50	4,84	5,27	5,69	6,12	6,54	6,96	7,46	7,96	0,03	0,12	0,22	0,28
200	4,01	4,42	4,89	5,39	5,89	6,55	7,04	7,70	8,35	9,00	9,81	10,62	11,42	12,22	13,01	13,96	14,91	0,05	0,25	0,44	0,55
300	5,65	6,24	6,92	7,65	8,38	9,34	10,06	11,01	11,96	12,90	14,07	15,24	16,40	17,55	18,70	20,07	21,43	0,08	0,37	0,66	0,83
400	7,19	7,96	8,85	9,79	10,73	11,98	12,92	14,15	15,38	16,61	18,13	19,64	21,14	22,63	24,11	25,88	27,64	0,11	0,49	0,88	1,10
500	8,65	9,59	10,67	11,83	12,99	14,52	15,66	17,17	18,67	20,16	22,02	23,86	25,68	27,50	29,30	31,44	33,57	0,13	0,62	1,09	1,38
600	10,04	11,14	12,43	13,79	15,15	16,95	18,29	20,07	21,83	23,59	25,76	27,92	30,05	32,17	34,28	36,78	39,25	0,16	0,74	1,31	1,65
700	11,37	12,64	14,11	15,68	17,24	19,30	20,83	22,87	24,89	26,89	29,37	31,82	34,26	36,66	39,05	41,88	44,67	0,19	0,86	1,53	1,93
720	11,63	12,93	14,44	16,05	17,64	19,76	21,33	23,42	25,48	27,53	30,07	32,59	35,08	37,54	39,98	42,87	45,72	0,19	0,89	1,58	1,98
800	12,65	14,07	15,73	17,50	19,25	21,56	23,29	25,57	27,83	30,07	32,84	35,58	38,29	40,97	43,61	46,74	49,83	0,21	0,98	1,75	2,20
900	13,87	15,46	17,30	19,25	21,19	23,75	25,66	28,17	30,67	33,13	36,18	39,19	42,15	45,08	47,96	51,37	54,71	0,24	1,11	1,97	2,48
960	14,59	16,26	18,21	20,27	22,32	25,03	27,04	29,69	32,32	34,92	38,12	41,28	44,39	47,46	50,47	54,02	57,50	0,26	1,18	2,10	2,64
1 000	15,05	16,79	18,80	20,94	23,06	25,86	27,94	30,69	33,40	36,08	39,39	42,64	45,85	49,00	52,10	55,74	59,31	0,27	1,23	2,19	2,75
1 100	16,19	18,07	20,25	22,57	24,87	27,90	30,14	33,10	36,02	38,91	42,46	45,94	49,36	52,72	56,00	59,86	63,61	0,29	1,35	2,41	3,03
1 200	17,28	19,31	21,65	24,14	26,61	29,85	32,26	35,42	38,54	41,61	45,38	49,08	52,69	56,22	59,67	63,69	67,59	0,32	1,48	2,63	3,30
1 300	18,32	20,49	23,00	25,66	28,28	31,74	34,29	37,65	40,95	44,19	48,17	52,05	55,83	59,51	63,09	67,24	71,23	0,35	1,60	2,85	3,58
1 400	19,33	21,63	24,29	27,11	29,89	33,54	36,24	39,77	43,24	46,65	50,80	54,84	58,76	62,57	66,24	70,48	74,53	0,37	1,72	3,06	3,85
1 440	19,72	22,07	24,79	27,67	30,51	34,24	36,99	40,60	44,13	47,59	51,81	55,91	59,88	63,72	67,43	71,69	75,75	0,38	1,77	3,15	3,96
1 500	20,29	22,72	25,53	28,50	31,42	35,26	38,09	41,80	45,42	48,97	53,28	57,45	61,49	65,38	69,12	73,40	-	0,40	1,85	3,28	4,13
1 600	21,20	23,76	26,71	29,83	32,89	36,91	39,86	43,71	47,48	51,15	55,59	59,88	64,00	67,94	71,71	-	-	0,43	1,97	3,50	4,40
1 700	22,08	24,76	27,84	31,09	34,29	38,47	41,53	45,52	49,41	53,18	57,74	62,10	66,28	-	-	-	-	0,45	2,09	3,72	4,68
1 800	22,90	25,70	28,91	32,29	35,61	39,94	43,11	47,22	51,21	55,07	59,71	64,13	-	-	-	-	-	0,48	2,22	3,94	4,95
1 900	23,69	26,59	29,93	33,43	36,86	41,32	44,58	48,80	52,88	56,81	61,50	-	-	-	-	-	-	0,51	2,34	4,16	5,23
2 000	24,42	27,43	30,88	34,50	38,04	42,62	45,96	50,27	54,41	58,38	63,10	-	-	-	-	-	-	0,53	2,46	4,38	5,50
2 100	25,12	28,22	31,78	35,50	39,13	43,82	47,23	51,61	55,80	59,79	-	-	-	-	-	-	-	0,56	2,58	4,60	5,78
2 200	25,76	28,96	32,61	36,43	40,14	44,93	48,39	52,82	57,04	-	-	-	-	-	-	-	-	0,59	2,71	4,82	6,05
2 300	26,35	29,64	33,38	37,29	41,07	45,93	49,43	53,90	-	-	-	-	-	-	-	-	-	0,61	2,83	5,03	6,33
2 400	26,90	30,27	34,09	38,07	41,92	46,84	50,37	-	-	-	-	-	-	-	-	-	-	0,64	2,95	5,25	6,60
2 500	27,40	30,83	34,73	38,78	42,68	47,64	51,18	-	-	-	-	-	-	-	-	-	-	0,66	3,08	5,47	6,88
2 600	27,84	31,34	35,31	39,41	43,34	48,33	-	-	-	-	-	-	-	-	-	-	-	0,69	3,20	5,69	7,15
2 700	28,23	31,79	35,81	39,96	43,92	-	-	-	-	-	-	-	-	-	-	-	-	0,72	3,32	5,91	7,43
2 800	28,57	32,18	36,25	40,42	44,40	-	-	-	-	-	-	-	-	-	-	-	-	0,74	3,45	6,13	7,71
2 900	28,85	32,51	36,61	40,80	-	-	-	-	-	-	-	-	-	-	-	-	-	0,77	3,57	6,35	7,98
3 000	29,08	32,77	36,90	-	-	-	-	-	-	-	-	-	-	-	-	-	-	0,80	3,69	6,57	8,26
3 100	29,25	32,97	37,11	-	-	-	-	-	-	-	-	-	-	-	-	-	-	0,82	3,82	6,79	8,53
3 200	29,36	33,09	-	-	-	-	-	-	-	-	-	-	-	-	-	-	-	0,85	3,94	7,01	8,81
3 300	29,41	33,15	-	-	-	-	-	-	-	-	-	-	-	-	-	-	-	0,88	4,06	7,22	9,08

For speeds exceeding 33 m/s, SKF recommends to use dynamically balanced pulleys made of steel.

Power ratings

Section 3V-XP

Table 9

Faster shaft speed	Rated power per belt for small pulley outside diameter [mm]													Additional power per belt for speed ratio			
	inch	2,65	2,80	3,00	3,15	3,35	3,65	4,12	4,50	4,75	5,00	5,30	5,60	1,00 to	1,06 to	1,25 to	> 1,59
	mm	67	71	76	80	85	93	105	114	121	127	135	142	1,05	1,24	1,59	
r/min	kW													kW			
100	0,13	0,14	0,16	0,18	0,19	0,22	0,27	0,30	0,33	0,35	0,38	0,40	0,00	0,01	0,01	0,01	0,01
500	0,51	0,58	0,67	0,73	0,81	0,94	1,14	1,30	1,40	1,51	1,63	1,75	0,01	0,04	0,06	0,07	0,07
720	0,70	0,79	0,91	1,00	1,12	1,30	1,58	1,80	1,94	2,09	2,26	2,43	0,01	0,05	0,09	0,10	0,10
800	0,76	0,86	1,00	1,10	1,23	1,42	1,73	1,97	2,13	2,29	2,48	2,67	0,01	0,06	0,10	0,11	0,11
900	0,84	0,95	1,10	1,21	1,36	1,58	1,92	2,19	2,37	2,55	2,76	2,97	0,01	0,07	0,11	0,12	0,12
960	0,89	1,00	1,16	1,28	1,43	1,67	2,03	2,32	2,51	2,69	2,92	3,14	0,02	0,07	0,11	0,13	0,13
1 000	0,92	1,04	1,21	1,33	1,49	1,73	2,10	2,40	2,60	2,79	3,03	3,26	0,02	0,07	0,12	0,14	0,14
1 100	0,99	1,12	1,31	1,44	1,61	1,88	2,29	2,61	2,83	3,04	3,29	3,54	0,02	0,08	0,13	0,15	0,15
1 200	1,07	1,21	1,41	1,55	1,74	2,02	2,47	2,82	3,05	3,28	3,55	3,82	0,02	0,09	0,14	0,17	0,17
1 300	1,14	1,29	1,50	1,66	1,86	2,17	2,64	3,02	3,27	3,52	3,81	4,10	0,02	0,09	0,15	0,18	0,18
1 400	1,21	1,37	1,60	1,76	1,98	2,31	2,82	3,22	3,49	3,75	4,06	4,37	0,02	0,10	0,17	0,19	0,19
1 440	1,24	1,40	1,64	1,81	2,03	2,37	2,89	3,30	3,57	3,84	4,16	4,48	0,02	0,10	0,17	0,20	0,20
1 500	1,28	1,45	1,69	1,87	2,10	2,45	2,99	3,42	3,70	3,98	4,31	4,64	0,02	0,11	0,18	0,21	0,21
1 600	1,35	1,53	1,79	1,97	2,22	2,59	3,16	3,62	3,91	4,21	4,56	4,91	0,03	0,12	0,19	0,22	0,22
1 700	1,41	1,61	1,88	2,07	2,33	2,73	3,33	3,81	4,12	4,43	4,80	5,17	0,03	0,12	0,20	0,24	0,24
1 800	1,48	1,68	1,97	2,17	2,45	2,86	3,49	4,00	4,33	4,65	5,04	5,42	0,03	0,13	0,21	0,25	0,25
1 900	1,54	1,76	2,06	2,27	2,56	2,99	3,65	4,18	4,53	4,87	5,27	5,67	0,03	0,14	0,23	0,26	0,26
2 000	1,61	1,83	2,14	2,37	2,67	3,12	3,82	4,37	4,73	5,08	5,50	5,92	0,03	0,15	0,24	0,28	0,28
2 100	1,67	1,90	2,23	2,47	2,78	3,25	3,97	4,55	4,92	5,29	5,73	6,16	0,03	0,15	0,25	0,29	0,29
2 200	1,73	1,97	2,31	2,56	2,88	3,38	4,13	4,73	5,11	5,50	5,95	6,40	0,04	0,16	0,26	0,30	0,30
2 300	1,79	2,04	2,40	2,65	2,99	3,50	4,28	4,90	5,30	5,70	6,17	6,64	0,04	0,17	0,27	0,32	0,32
2 400	1,85	2,11	2,48	2,75	3,09	3,63	4,43	5,08	5,49	5,90	6,39	6,87	0,04	0,17	0,29	0,33	0,33
2 500	1,91	2,18	2,56	2,84	3,20	3,75	4,58	5,25	5,67	6,10	6,60	7,09	0,04	0,18	0,30	0,35	0,35
2 600	1,96	2,25	2,64	2,93	3,30	3,87	4,73	5,41	5,85	6,29	6,81	7,31	0,04	0,19	0,31	0,36	0,36
2 700	2,02	2,31	2,72	3,01	3,40	3,98	4,87	5,58	6,03	6,48	7,01	7,53	0,04	0,20	0,32	0,37	0,37
2 800	2,08	2,38	2,80	3,10	3,50	4,10	5,02	5,74	6,21	6,66	7,21	7,74	0,05	0,20	0,33	0,39	0,39
2 880	2,12	2,43	2,86	3,17	3,57	4,19	5,13	5,87	6,34	6,81	7,36	7,90	0,05	0,21	0,34	0,40	0,40
2 900	2,13	2,44	2,87	3,19	3,59	4,21	5,16	5,90	6,38	6,85	7,40	7,94	0,05	0,21	0,34	0,40	0,40
3 000	2,18	2,50	2,95	3,27	3,69	4,33	5,29	6,05	6,54	7,02	7,59	8,14	0,05	0,22	0,36	0,42	0,42
3 100	2,23	2,56	3,02	3,35	3,78	4,44	5,43	6,21	6,71	7,20	7,78	8,34	0,05	0,23	0,37	0,43	0,43
3 200	2,29	2,62	3,09	3,43	3,88	4,55	5,56	6,36	6,87	7,37	7,96	8,53	0,05	0,23	0,38	0,44	0,44
3 300	2,34	2,68	3,16	3,51	3,97	4,65	5,69	6,50	7,02	7,53	8,13	8,72	0,05	0,24	0,39	0,46	0,46
3 400	2,39	2,74	3,23	3,59	4,06	4,76	5,82	6,65	7,18	7,70	8,31	8,90	0,06	0,25	0,40	0,47	0,47
3 500	2,43	2,80	3,30	3,67	4,14	4,86	5,94	6,79	7,33	7,86	8,47	9,07	0,06	0,25	0,42	0,49	0,49
3 600	2,48	2,85	3,37	3,74	4,23	4,96	6,07	6,92	7,47	8,01	8,63	9,24	0,06	0,26	0,43	0,50	0,50
3 700	2,53	2,91	3,44	3,82	4,31	5,06	6,19	7,06	7,62	8,16	8,79	9,40	0,06	0,27	0,44	0,51	0,51
3 800	2,57	2,96	3,50	3,89	4,40	5,16	6,30	7,19	7,75	8,30	8,94	9,56	0,06	0,28	0,45	0,53	0,53
3 900	2,62	3,02	3,57	3,96	4,48	5,26	6,42	7,32	7,89	8,45	9,09	9,71	0,06	0,28	0,46	0,54	0,54
4 000	2,66	3,07	3,63	4,03	4,56	5,35	6,53	7,44	8,02	8,58	9,23	9,85	0,07	0,29	0,48	0,55	0,55
4 200	2,75	3,17	3,75	4,17	4,71	5,53	6,74	7,68	8,27	8,84	9,50	10,13	0,07	0,31	0,50	0,58	0,58
4 400	2,83	3,26	3,87	4,30	4,86	5,70	6,95	7,90	8,50	9,08	9,75	10,37	0,07	0,32	0,52	0,61	0,61
4 600	2,91	3,36	3,98	4,42	5,00	5,87	7,14	8,11	8,72	9,30	9,97	10,59	0,08	0,34	0,55	0,64	0,64
4 800	2,98	3,44	4,08	4,54	5,14	6,02	7,32	8,31	8,92	9,51	10,17	10,79	0,08	0,35	0,57	0,67	0,67
5 000	3,05	3,53	4,18	4,66	5,26	6,17	7,49	8,49	9,10	9,69	10,34	10,95	0,08	0,36	0,59	0,69	0,69
5 200	3,11	3,60	4,28	4,76	5,38	6,31	7,65	8,65	9,26	9,85	10,49	11,08	0,09	0,38	0,62	0,72	0,72
5 400	3,17	3,68	4,37	4,86	5,49	6,43	7,79	8,79	9,41	9,98	10,62	11,19	0,09	0,39	0,64	0,75	0,75
5 600	3,23	3,74	4,45	4,96	5,60	6,55	7,92	8,92	9,53	10,10	10,71	11,26	0,09	0,41	0,67	0,78	0,78
5 800	3,28	3,81	4,53	5,04	5,70	6,66	8,04	9,04	9,64	10,19	10,78	-	0,10	0,42	0,69	0,80	0,80
6 000	3,33	3,87	4,60	5,12	5,79	6,76	8,14	9,13	9,72	10,26	10,83	-	0,10	0,44	0,71	0,83	0,83
6 200	3,37	3,92	4,67	5,20	5,87	6,85	8,23	9,21	9,78	10,30	-	-	0,10	0,45	0,74	0,86	0,86
6 400	3,41	3,97	4,73	5,26	5,94	6,92	8,30	9,26	9,82	10,32	-	-	0,11	0,47	0,76	0,89	0,89
6 600	3,45	4,01	4,78	5,32	6,00	6,99	8,36	9,30	9,84	-	-	-	0,11	0,48	0,79	0,91	0,91
6 800	3,48	4,05	4,83	5,37	6,06	7,05	8,40	9,32	-	-	-	-	0,11	0,50	0,81	0,94	0,94
7 000	3,50	4,08	4,87	5,41	6,10	7,09	8,43	-	-	-	-	-	0,12	0,51	0,83	0,97	0,97
7 200	3,52	4,11	4,90	5,45	6,14	7,13	8,44	-	-	-	-	-	0,12	0,52	0,86	1,00	1,00
7 400	3,54	4,13	4,93	5,48	6,17	7,15	-	-	-	-	-	-	0,12	0,54	0,88	1,03	1,03
7 600	3,55	4,14	4,94	5,50	6,19	7,16	-	-	-	-	-	-	0,13	0,55	0,90	1,05	1,05
7 800	3,55	4,15	4,96	5,51	6,20	-	-	-	-	-	-	-	0,13	0,57	0,93	1,08	1,08
8 000	-	4,16	4,96	5,51	-	-	-	-	-	-	-	-	0,13	0,58	0,95	1,11	1,11

For speeds exceeding 33 m/s, SKF recommends to use dynamically balanced pulleys made of steel.

Power ratings

Section 5V-XP

Table 10

Faster shaft speed	Rated power per belt for small pulley outside diameter [mm]														Additional power per belt for speed ratio			
	inch	7,10	7,50	8,00	8,50	9,00	9,25	9,75	10,30	10,90	11,80	12,50	13,20	14,00	1,00	1,06	1,25	> 1,59
	mm	180	191	203	216	229	235	248	262	277	300	318	335	356	to 1,05	to 1,24	to 1,59	
r/min	kW														kW			
100	1,08	1,18	1,30	1,42	1,55	1,61	1,73	1,86	2,01	2,23	2,39	2,56	2,75	0,01	0,04	0,07	0,09	
200	2,00	2,19	2,43	2,66	2,90	3,01	3,25	3,50	3,78	4,19	4,51	4,83	5,20	0,02	0,09	0,15	0,18	
300	2,86	3,14	3,49	3,83	4,17	4,34	4,68	5,05	5,46	6,06	6,53	6,99	7,52	0,03	0,13	0,22	0,28	
400	3,69	4,05	4,50	4,95	5,40	5,62	6,06	6,55	7,07	7,86	8,47	9,08	9,77	0,04	0,17	0,30	0,37	
500	4,49	4,93	5,48	6,03	6,58	6,86	7,40	8,00	8,64	9,61	10,36	11,10	11,94	0,05	0,21	0,37	0,46	
600	5,26	5,78	6,44	7,09	7,74	8,06	8,70	9,41	10,17	11,31	12,19	13,07	14,07	0,06	0,26	0,45	0,55	
700	6,01	6,61	7,37	8,12	8,86	9,24	9,98	10,79	11,67	12,98	13,99	15,00	16,14	0,07	0,30	0,52	0,64	
720	6,16	6,78	7,55	8,32	9,09	9,47	10,23	11,06	11,96	13,31	14,34	15,38	16,55	0,07	0,31	0,54	0,66	
800	6,74	7,43	8,28	9,13	9,97	10,39	11,22	12,14	13,13	14,61	15,75	16,88	18,16	0,08	0,34	0,60	0,73	
900	7,46	8,22	9,17	10,11	11,05	11,51	12,44	13,46	14,56	16,20	17,46	18,72	20,14	0,08	0,39	0,67	0,83	
960	7,88	8,69	9,69	10,69	11,69	12,18	13,16	14,24	15,41	17,14	18,48	19,80	21,31	0,09	0,41	0,72	0,88	
1 000	8,16	9,00	10,04	11,08	12,11	12,62	13,64	14,76	15,96	17,76	19,14	20,52	22,07	0,09	0,43	0,75	0,92	
1 100	8,85	9,76	10,90	12,03	13,15	13,70	14,81	16,03	17,34	19,29	20,79	22,28	23,96	0,10	0,47	0,82	1,01	
1 200	9,52	10,51	11,74	12,95	14,16	14,77	15,96	17,27	18,69	20,78	22,40	24,00	25,80	0,11	0,52	0,90	1,10	
1 300	10,18	11,24	12,56	13,87	15,16	15,81	17,09	18,49	20,01	22,25	23,97	25,68	27,60	0,12	0,56	0,97	1,19	
1 400	10,83	11,96	13,37	14,76	16,15	16,83	18,20	19,69	21,30	23,68	25,51	27,31	29,35	0,13	0,60	1,05	1,29	
1 440	11,09	12,25	13,69	15,12	16,53	17,24	18,64	20,16	21,81	24,24	26,11	27,96	30,04	0,14	0,62	1,08	1,32	
1 500	11,47	12,67	14,16	15,64	17,11	17,84	19,28	20,86	22,56	25,08	27,01	28,91	31,05	0,14	0,64	1,12	1,38	
1 600	12,09	13,36	14,94	16,50	18,05	18,82	20,35	22,01	23,80	26,45	28,47	30,46	32,70	0,15	0,69	1,20	1,47	
1 700	12,70	14,04	15,70	17,35	18,98	19,78	21,39	23,13	25,01	27,78	29,89	31,97	34,30	0,16	0,73	1,27	1,56	
1 800	13,30	14,71	16,45	18,18	19,88	20,73	22,41	24,23	26,19	29,08	31,28	33,44	35,85	0,17	0,77	1,34	1,65	
1 900	13,89	15,37	17,19	18,99	20,77	21,65	23,40	25,30	27,34	30,34	32,62	34,86	37,35	0,18	0,82	1,42	1,74	
2 000	14,47	16,01	17,91	19,79	21,64	22,56	24,38	26,35	28,46	31,57	33,92	36,23	38,79	0,19	0,86	1,49	1,84	
2 100	15,04	16,64	18,61	20,56	22,49	23,44	25,33	27,37	29,55	32,76	35,18	37,55	40,17	0,20	0,90	1,57	1,93	
2 200	15,59	17,25	19,30	21,32	23,32	24,30	26,25	28,36	30,61	33,91	36,40	38,82	41,50	0,21	0,95	1,64	2,02	
2 300	16,13	17,85	19,98	22,07	24,13	25,14	27,15	29,32	31,64	35,02	37,57	40,04	42,76	0,22	0,99	1,72	2,11	
2 400	16,66	18,44	20,64	22,79	24,92	25,96	28,03	30,26	32,64	36,10	38,69	41,20	-	0,23	1,03	1,79	2,20	
2 500	17,18	19,02	21,28	23,50	25,69	26,76	28,88	31,17	33,60	37,13	39,77	-	-	0,24	1,07	1,87	2,30	
2 600	17,69	19,58	21,91	24,19	26,43	27,54	29,71	32,05	34,53	38,12	-	-	-	0,24	1,12	1,94	2,39	
2 700	18,18	20,13	22,52	24,86	27,16	28,29	30,51	32,90	35,43	39,07	-	-	-	0,25	1,16	2,02	2,48	
2 800	18,67	20,66	23,12	25,52	27,86	29,02	31,29	33,71	36,28	-	-	-	-	0,26	1,20	2,09	2,57	
2 880	19,04	21,08	23,58	26,02	28,41	29,58	31,89	34,35	36,94	-	-	-	-	0,27	1,24	2,15	2,64	
2 900	19,14	21,18	23,69	26,15	28,55	29,72	32,03	34,50	37,11	-	-	-	-	0,27	1,25	2,17	2,66	
3 000	19,60	21,69	24,26	26,76	29,21	30,40	32,75	35,26	-	-	-	-	-	0,28	1,29	2,24	2,75	
3 100	20,04	22,18	24,80	27,36	29,84	31,06	33,44	35,98	-	-	-	-	-	0,29	1,33	2,32	2,85	
3 200	20,47	22,66	25,33	27,93	30,46	31,69	34,10	-	-	-	-	-	-	0,30	1,38	2,39	2,94	
3 300	20,89	23,12	25,84	28,48	31,05	32,30	34,74	-	-	-	-	-	-	0,31	1,42	2,46	3,03	
3 400	21,30	23,57	26,33	29,01	31,61	32,88	-	-	-	-	-	-	-	0,32	1,46	2,54	3,12	
3 500	21,69	24,00	26,81	29,52	32,15	-	-	-	-	-	-	-	-	0,33	1,50	2,61	3,21	
3 600	22,07	24,41	27,26	30,01	-	-	-	-	-	-	-	-	-	0,34	1,55	2,69	3,31	
3 700	22,43	24,81	27,70	30,48	-	-	-	-	-	-	-	-	-	0,35	1,59	2,76	3,40	
3 800	22,78	25,19	28,11	30,92	-	-	-	-	-	-	-	-	-	0,36	1,63	2,84	3,49	
3 900	23,12	25,56	28,51	-	-	-	-	-	-	-	-	-	-	0,37	1,68	2,91	3,58	
4 000	23,44	25,91	28,89	-	-	-	-	-	-	-	-	-	-	0,38	1,72	2,99	3,67	
4 100	23,75	26,24	-	-	-	-	-	-	-	-	-	-	-	0,39	1,76	3,06	3,76	
4 200	24,04	26,56	-	-	-	-	-	-	-	-	-	-	-	0,40	1,80	3,14	3,86	
4 300	24,31	26,85	-	-	-	-	-	-	-	-	-	-	-	0,40	1,85	3,21	3,95	
4 400	24,57	-	-	-	-	-	-	-	-	-	-	-	-	0,41	1,89	3,29	4,04	
4 500	24,82	-	-	-	-	-	-	-	-	-	-	-	-	0,42	1,93	3,36	4,13	

For speeds exceeding 33 m/s, SKF recommends to use dynamically balanced pulleys made of steel.

Power ratings

Section 8V-XP

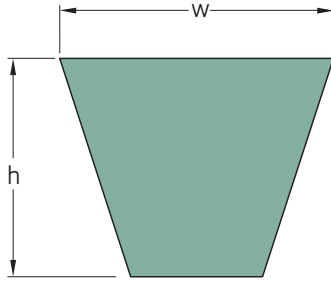
Table 11

Faster shaft speed	Rated power per belt for small pulley outside diameter [mm]												Additional power per belt for speed ratio			
	inch	12,50	13,20	14,00	15,00	16,00	17,00	18,00	19,00	20,00	21,20	22,40	1,00 to	1,06 to	1,25 to	> 1,59
	mm	318	335	356	381	406	432	457	483	508	538	569	1,05	1,24	1,59	
r/min	kW												kW			
100	4,65	5,09	5,59	6,21	6,83	7,45	8,07	8,68	9,29	10,02	10,75	0,04	0,20	0,34	0,41	
150	6,69	7,33	8,06	8,97	9,87	10,77	11,67	12,56	13,45	14,52	15,58	0,06	0,29	0,51	0,62	
200	8,63	9,47	10,43	11,62	12,80	13,97	15,14	16,31	17,47	18,86	20,24	0,09	0,39	0,67	0,82	
250	10,52	11,55	12,72	14,18	15,63	17,08	18,51	19,94	21,37	23,06	24,75	0,11	0,49	0,84	1,03	
300	12,34	13,56	14,95	16,67	18,39	20,09	21,79	23,47	25,15	27,15	29,13	0,13	0,59	1,01	1,23	
350	14,12	15,52	17,12	19,10	21,07	23,03	24,97	26,91	28,83	31,11	33,38	0,15	0,69	1,18	1,44	
400	15,85	17,43	19,23	21,47	23,69	25,89	28,08	30,25	32,40	34,97	37,51	0,17	0,79	1,35	1,64	
450	17,53	19,29	21,30	23,78	26,24	28,68	31,10	33,50	35,88	38,70	41,50	0,19	0,88	1,52	1,85	
500	19,18	21,11	23,31	26,03	28,72	31,39	34,04	36,65	39,25	42,32	45,36	0,22	0,98	1,69	2,05	
550	20,78	22,89	25,27	28,22	31,14	34,03	36,89	39,72	42,51	45,82	49,08	0,24	1,08	1,86	2,26	
600	22,35	24,61	27,18	30,36	33,50	36,60	39,66	42,68	45,66	49,19	52,65	0,26	1,18	2,02	2,46	
650	23,87	26,30	29,04	32,43	35,78	39,08	42,34	45,54	48,70	52,43	56,08	0,28	1,28	2,19	2,67	
700	25,36	27,94	30,85	34,45	38,00	41,49	44,92	48,30	51,62	55,53	59,34	0,30	1,37	2,36	2,88	
750	26,80	29,53	32,61	36,41	40,14	43,81	47,42	50,95	54,42	58,49	62,44	0,32	1,47	2,53	3,08	
800	28,21	31,08	34,32	38,30	42,22	46,05	49,81	53,49	57,09	61,30	65,37	0,35	1,57	2,70	3,29	
850	29,57	32,58	35,97	40,13	44,21	48,21	52,11	55,92	59,63	63,95	68,12	0,37	1,67	2,87	3,49	
900	30,89	34,03	37,57	41,90	46,13	50,27	54,30	58,22	62,03	66,44	70,68	0,39	1,77	3,04	3,70	
950	32,17	35,43	39,11	43,60	47,98	52,24	56,38	60,39	64,28	68,76	73,04	0,41	1,86	3,21	3,90	
1 000	33,40	36,79	40,59	45,22	49,73	54,11	58,35	62,44	66,38	70,91	75,20	0,43	1,96	3,37	4,11	
1 050	34,59	38,09	42,01	46,78	51,41	55,88	60,20	64,35	68,33	72,87	77,14	0,45	2,06	3,54	4,31	
1 100	35,73	39,33	43,36	48,26	52,99	57,55	61,93	66,12	70,11	74,64	78,86	0,48	2,16	3,71	4,52	
1 150	36,82	40,53	44,66	49,66	54,48	59,11	63,53	67,74	71,73	76,21	80,35	0,50	2,26	3,88	4,72	
1 200	37,86	41,66	45,89	50,99	55,88	60,56	65,01	69,21	73,17	77,58	81,60	0,52	2,36	4,05	4,93	
1 250	38,86	42,74	47,05	52,23	57,18	61,89	66,35	70,53	74,44	78,74	82,60	0,54	2,45	4,22	5,13	
1 300	39,80	43,76	48,14	53,39	58,39	63,11	67,55	71,69	75,51	79,67	83,34	0,56	2,55	4,39	5,34	
1 350	40,69	44,72	49,16	54,47	59,49	64,20	68,61	72,67	76,40	80,38	83,82	0,58	2,65	4,56	5,55	
1 400	41,53	45,61	50,11	55,45	60,48	65,17	69,52	73,49	77,08	80,85	84,02	0,61	2,75	4,72	5,75	
1 440	42,16	46,28	50,81	56,17	61,20	65,86	70,14	74,02	77,48	81,06	-	0,63	2,85	4,89	5,96	
1 500	43,03	47,21	51,77	57,15	62,14	66,72	70,88	74,59	77,83	-	-	0,65	2,94	5,06	6,16	
1 550	43,70	47,91	52,49	57,85	62,79	67,29	71,32	74,85	77,87	-	-	0,67	3,04	5,23	6,37	
1 600	44,31	48,54	53,12	58,46	63,33	67,72	71,59	74,93	-	-	-	0,69	3,14	5,40	6,57	
1 650	44,85	49,10	53,67	58,96	63,75	68,00	71,70	-	-	-	-	0,71	3,24	5,57	6,78	
1 700	45,34	49,58	54,14	59,36	64,04	68,14	-	-	-	-	-	0,74	3,34	5,74	6,98	
1 750	45,76	49,99	54,51	59,66	64,20	-	-	-	-	-	-	0,76	3,44	5,91	7,19	
1 800	46,11	50,33	54,80	59,84	64,23	-	-	-	-	-	-	0,78	3,53	6,07	7,39	
1 850	46,40	50,58	54,99	59,91	-	-	-	-	-	-	-	0,80	3,63	6,24	7,60	
1 900	46,62	50,76	55,09	-	-	-	-	-	-	-	-	0,82	3,73	6,41	7,80	
1 950	46,76	50,86	55,10	-	-	-	-	-	-	-	-	0,84	3,83	6,58	8,01	
2 000	46,84	50,87	-	-	-	-	-	-	-	-	-	0,87	3,93	6,75	8,21	
2 050	46,85	-	-	-	-	-	-	-	-	-	-	0,89	4,02	6,92	8,42	

For speeds exceeding 33 m/s, SKF recommends to use dynamically balanced pulleys made of steel.

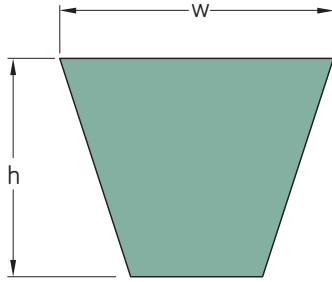
SKF Xtra Power wrapped wedge belts

Section SPZ-XP | SPA-XP



Section	Dimensions			Designation	Section	Dimensions			Designation
	Pitch length	w	h			Pitch length	w	h	
-	mm	-	-	-	-	mm	-	-	-
SPZ	1 202	9,7	8	PHG SPZ1202XP	SPA	1 207	12,7	10	PHG SPA1207XP
	1 212	9,7	8	PHG SPZ1212XP		1 232	12,7	10	PHG SPA1232XP
	1 237	9,7	8	PHG SPZ1237XP		1 250	12,7	10	PHG SPA1250XP
	1 250	9,7	8	PHG SPZ1250XP		1 257	12,7	10	PHG SPA1257XP
	1 262	9,7	8	PHG SPZ1262XP		1 282	12,7	10	PHG SPA1282XP
	1 287	9,7	8	PHG SPZ1287XP		1 307	12,7	10	PHG SPA1307XP
	1 312	9,7	8	PHG SPZ1312XP		1 320	12,7	10	PHG SPA1320XP
	1 320	9,7	8	PHG SPZ1320XP		1 332	12,7	10	PHG SPA1332XP
	1 337	9,7	8	PHG SPZ1337XP		1 357	12,7	10	PHG SPA1357XP
	1 362	9,7	8	PHG SPZ1362XP		1 382	12,7	10	PHG SPA1382XP
	1 387	9,7	8	PHG SPZ1387XP		1 400	12,7	10	PHG SPA1400XP
	1 400	9,7	8	PHG SPZ1400XP		1 407	12,7	10	PHG SPA1407XP
	1 412	9,7	8	PHG SPZ1412XP		1 432	12,7	10	PHG SPA1432XP
	1 437	9,7	8	PHG SPZ1437XP		1 457	12,7	10	PHG SPA1457XP
	1 462	9,7	8	PHG SPZ1462XP		1 482	12,7	10	PHG SPA1482XP
	1 487	9,7	8	PHG SPZ1487XP		1 500	12,7	10	PHG SPA1500XP
	1 500	9,7	8	PHG SPZ1500XP		1 507	12,7	10	PHG SPA1507XP
	1 512	9,7	8	PHG SPZ1512XP		1 532	12,7	10	PHG SPA1532XP
	1 537	9,7	8	PHG SPZ1537XP		1 557	12,7	10	PHG SPA1557XP
	1 562	9,7	8	PHG SPZ1562XP		1 582	12,7	10	PHG SPA1582XP
	1 587	9,7	8	PHG SPZ1587XP		1 600	12,7	10	PHG SPA1600XP
	1 600	9,7	8	PHG SPZ1600XP		1 607	12,7	10	PHG SPA1607XP
	1 612	9,7	8	PHG SPZ1612XP		1 632	12,7	10	PHG SPA1632XP
	1 637	9,7	8	PHG SPZ1637XP		1 657	12,7	10	PHG SPA1657XP
	1 662	9,7	8	PHG SPZ1662XP		1 682	12,7	10	PHG SPA1682XP
	1 687	9,7	8	PHG SPZ1687XP		1 700	12,7	10	PHG SPA1700XP
	1700	9,7	8	PHG SPZ1700XP		1 707	12,7	10	PHG SPA1707XP
	1 737	9,7	8	PHG SPZ1737XP		1 732	12,7	10	PHG SPA1732XP
	1 762	9,7	8	PHG SPZ1762XP		1 757	12,7	10	PHG SPA1757XP
	1 787	9,7	8	PHG SPZ1787XP		1 782	12,7	10	PHG SPA1782XP
	1 800	9,7	8	PHG SPZ1800XP		1 800	12,7	10	PHG SPA1800XP
	1 837	9,7	8	PHG SPZ1837XP		1 807	12,7	10	PHG SPA1807XP
	1 862	9,7	8	PHG SPZ1862XP		1 832	12,7	10	PHG SPA1832XP
	1 887	9,7	8	PHG SPZ1887XP		1 857	12,7	10	PHG SPA1857XP
	1 900	9,7	8	PHG SPZ1900XP		1 882	12,7	10	PHG SPA1882XP
	1 937	9,7	8	PHG SPZ1937XP		1 900	12,7	10	PHG SPA1900XP
	1 987	9,7	8	PHG SPZ1987XP		1 907	12,7	10	PHG SPA1907XP
	2 000	9,7	8	PHG SPZ2000XP		1 932	12,7	10	PHG SPA1932XP
	2 037	9,7	8	PHG SPZ2037XP		1 957	12,7	10	PHG SPA1957XP
	2 120	9,7	8	PHG SPZ2120XP		1 982	12,7	10	PHG SPA1982XP
2 137	9,7	8	PHG SPZ2137XP	2 000	12,7	10	PHG SPA2000XP		
2 187	9,7	8	PHG SPZ2187XP	2 032	12,7	10	PHG SPA2032XP		
2 240	9,7	8	PHG SPZ2240XP	2 057	12,7	10	PHG SPA2057XP		
2 287	9,7	8	PHG SPZ2287XP	2 082	12,7	10	PHG SPA2082XP		
2 360	9,7	8	PHG SPZ2360XP	2 120	12,7	10	PHG SPA2120XP		
2 500	9,7	8	PHG SPZ2500XP	2 132	12,7	10	PHG SPA2132XP		
2 650	9,7	8	PHG SPZ2650XP	2 182	12,7	10	PHG SPA2182XP		
2 800	9,7	8	PHG SPZ2800XP	2 207	12,7	10	PHG SPA2207XP		
3 000	9,7	8	PHG SPZ3000XP	2 232	12,7	10	PHG SPA2232XP		
3 150	9,7	8	PHG SPZ3150XP	2 240	12,7	10	PHG SPA2240XP		
3 350	9,7	8	PHG SPZ3350XP	2 282	12,7	10	PHG SPA2282XP		
3 550	9,7	8	PHG SPZ3550XP						

SKF Xtra Power wrapped wedge belts
 Section SPA-XP | SPB-XP | SPC-XP

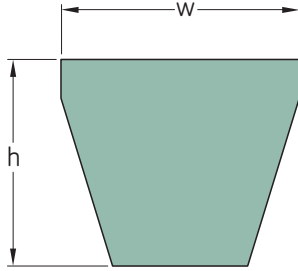


Section	Dimensions			Designation
	Pitch length	w	h	
-	mm	-	-	-
SPA	2 300	12,7	10	PHG SPA2300XP
	2 307	12,7	10	PHG SPA2307XP
	2 332	12,7	10	PHG SPA2332XP
	2 360	12,7	10	PHG SPA2360XP
	2 382	12,7	10	PHG SPA2382XP
	2 432	12,7	10	PHG SPA2432XP
	2 482	12,7	10	PHG SPA2482XP
	2 500	12,7	10	PHG SPA2500XP
	2 532	12,7	10	PHG SPA2532XP
	2 582	12,7	10	PHG SPA2582XP
	2 607	12,7	10	PHG SPA2607XP
	2 632	12,7	10	PHG SPA2632XP
	2 650	12,7	10	PHG SPA2650XP
	2 682	12,7	10	PHG SPA2682XP
	2 732	12,7	10	PHG SPA2732XP
	2 782	12,7	10	PHG SPA2782XP
	2 800	12,7	10	PHG SPA2800XP
	2 832	12,7	10	PHG SPA2832XP
	2 847	12,7	10	PHG SPA2847XP
	2 882	12,7	10	PHG SPA2882XP
	2 932	12,7	10	PHG SPA2932XP
	2 982	12,7	10	PHG SPA2982XP
	3 000	12,7	10	PHG SPA3000XP
	3 032	12,7	10	PHG SPA3032XP
	3 082	12,7	10	PHG SPA3082XP
	3 150	12,7	10	PHG SPA3150XP
	3 182	12,7	10	PHG SPA3182XP
	3 282	12,7	10	PHG SPA3282XP
	3 350	12,7	10	PHG SPA3350XP
	3 382	12,7	10	PHG SPA3382XP
	3 550	12,7	10	PHG SPA3550XP
	3 750	12,7	10	PHG SPA3750XP
	4 000	12,7	10	PHG SPA4000XP
SPB	1 250	16,3	13	PHG SPB1250XP
	1 320	16,3	13	PHG SPB1320XP
	1 400	16,3	13	PHG SPB1400XP
	1 500	16,3	13	PHG SPB1500XP
	1 600	16,3	13	PHG SPB1600XP
	1 700	16,3	13	PHG SPB1700XP
	1 800	16,3	13	PHG SPB1800XP
	1 900	16,3	13	PHG SPB1900XP
	2 000	16,3	13	PHG SPB2000XP
	2 120	16,3	13	PHG SPB2120XP
	2 240	16,3	13	PHG SPB2240XP
	2 360	16,3	13	PHG SPB2360XP
	2 500	16,3	13	PHG SPB2500XP
	2 650	16,3	13	PHG SPB2650XP
2 800	16,3	13	PHG SPB2800XP	

Section	Dimensions			Designation
	Pitch length	w	h	
-	mm	-	-	-
SPB	3 000	16,3	13	PHG SPB3000XP
	3 150	16,3	13	PHG SPB3150XP
	3 350	16,3	13	PHG SPB3350XP
	3 550	16,3	13	PHG SPB3550XP
	3 750	16,3	13	PHG SPB3750XP
	4 000	16,3	13	PHG SPB4000XP
	4 250	16,3	13	PHG SPB4250XP
	4 500	16,3	13	PHG SPB4500XP
	4 750	16,3	13	PHG SPB4750XP
	5 000	16,3	13	PHG SPB5000XP
	5 300	16,3	13	PHG SPB5300XP
	5 600	16,3	13	PHG SPB5600XP
	6 000	16,3	13	PHG SPB6000XP
	6 300	16,3	13	PHG SPB6300XP
	6 700	16,3	13	PHG SPB6700XP
	7 100	16,3	13	PHG SPB7100XP
	7 500	16,3	13	PHG SPB7500XP
	8 000	16,3	13	PHG SPB8000XP
SPC	2 000	22	18	PHG SPC2000XP
	2 120	22	18	PHG SPC2120XP
	2 240	22	18	PHG SPC2240XP
	2 360	22	18	PHG SPC2360XP
	2 500	22	18	PHG SPC2500XP
	2 650	22	18	PHG SPC2650XP
	2 800	22	18	PHG SPC2800XP
	3 000	22	18	PHG SPC3000XP
	3 150	22	18	PHG SPC3150XP
	3 350	22	18	PHG SPC3350XP
	3 550	22	18	PHG SPC3550XP
	3 750	22	18	PHG SPC3750XP
	4 000	22	18	PHG SPC4000XP
	4 250	22	18	PHG SPC4250XP
	4 500	22	18	PHG SPC4500XP
	4 750	22	18	PHG SPC4750XP
	5 000	22	18	PHG SPC5000XP
	5 300	22	18	PHG SPC5300XP
	5 600	22	18	PHG SPC5600XP
	6 000	22	18	PHG SPC6000XP
	6 300	22	18	PHG SPC6300XP
	6 700	22	18	PHG SPC6700XP
	7 100	22	18	PHG SPC7100XP
	7 500	22	18	PHG SPC7500XP
	8 000	22	18	PHG SPC8000XP
	8 500	22	18	PHG SPC8500XP
	9 000	22	18	PHG SPC9000XP
	9 500	22	18	PHG SPC9500XP
	10 000	22	18	PHG SPC10000XP

SKF Xtra Power wrapped narrow wedge belts

3V-XP | 5V-XP | 8V-XP



Section	Dimensions		w	h	Designation
	Outside length				
	mm	inch	-	-	-
3V	1 207	47,5	9	8	PHG 3V475XP
	1 270	50,0	9	8	PHG 3V500XP
	1 346	53,0	9	8	PHG 3V530XP
	1 422	56,0	9	8	PHG 3V560XP
	1 524	60,0	9	8	PHG 3V600XP
	1 600	63,0	9	8	PHG 3V630XP
	1 702	67,0	9	8	PHG 3V670XP
	1 803	71,0	9	8	PHG 3V710XP
	1 905	75,0	9	8	PHG 3V750XP
	2 032	80,0	9	8	PHG 3V800XP
	2 159	85,0	9	8	PHG 3V850XP
	2 286	90,0	9	8	PHG 3V900XP
	2 413	95,0	9	8	PHG 3V950XP
	2 540	100,0	9	8	PHG 3V1000XP
	2 692	106,0	9	8	PHG 3V1060XP
5V	2 845	112,0	9	8	PHG 3V1120XP
	2 997	118,0	9	8	PHG 3V1180XP
	3 175	125,0	9	8	PHG 3V1250XP
	3 353	132,0	9	8	PHG 3V1320XP
	3 556	140,0	9	8	PHG 3V1400XP
	1 346	53,0	15	13	PHG 5V530XP
	1 422	56,0	15	13	PHG 5V560XP
	1 524	60,0	15	13	PHG 5V600XP
	1 600	63,0	15	13	PHG 5V630XP
	1 702	67,0	15	13	PHG 5V670XP
	1 803	71,0	15	13	PHG 5V710XP
	1 905	75,0	15	13	PHG 5V750XP
	2 032	80,0	15	13	PHG 5V800XP
	2 159	85,0	15	13	PHG 5V850XP
	2 286	90,0	15	13	PHG 5V900XP
2 413	95,0	15	13	PHG 5V950XP	
2 540	100,0	15	13	PHG 5V1000XP	
2 692	106,0	15	13	PHG 5V1060XP	
2 845	112,0	15	13	PHG 5V1120XP	
2 997	118,0	15	13	PHG 5V1180XP	
3 175	125,0	15	13	PHG 5V1250XP	
3 353	132,0	15	13	PHG 5V1320XP	
3 556	140,0	15	13	PHG 5V1400XP	
3 810	150,0	15	13	PHG 5V1500XP	
4 064	160,0	15	13	PHG 5V1600XP	
4 318	170,0	15	13	PHG 5V1700XP	

Section	Dimensions		w	h	Designation
	Outside length				
	mm	inch	-	-	-
5V	4 572	180,0	15	13	PHG 5V1800XP
	4 826	190,0	15	13	PHG 5V1900XP
	5 080	200,0	15	13	PHG 5V2000XP
	5 385	212,0	15	13	PHG 5V2120XP
	5 690	224,0	15	13	PHG 5V2240XP
	5 994	236,0	15	13	PHG 5V2360XP
	6 350	250,0	15	13	PHG 5V2500XP
	6 731	265,0	15	13	PHG 5V2650XP
	7 112	280,0	15	13	PHG 5V2800XP
	7 620	300,0	15	13	PHG 5V3000XP
	8 001	315,0	15	13	PHG 5V3150XP
	8V	2 540	100,0	25	23
2 845		112,0	25	23	PHG 8V1120XP
2 997		118,0	25	23	PHG 8V1180XP
	3 175	125,0	25	23	PHG 8V1250XP
	3 353	132,0	25	23	PHG 8V1320XP
	3 556	140,0	25	23	PHG 8V1400XP
	3 810	150,0	25	23	PHG 8V1500XP
	4 064	160,0	25	23	PHG 8V1600XP
	4 318	170,0	25	23	PHG 8V1700XP
	4 572	180,0	25	23	PHG 8V1800XP
	4 826	190,0	25	23	PHG 8V1900XP
	5 080	200,0	25	23	PHG 8V2000XP
	5 385	212,0	25	23	PHG 8V2120XP
	5 690	224,0	25	23	PHG 8V2240XP
	5 994	236,0	25	23	PHG 8V2360XP
	6 350	250,0	25	23	PHG 8V2500XP
	6 731	265,0	25	23	PHG 8V2650XP
	7 112	280,0	25	23	PHG 8V2800XP
	7 620	300,0	25	23	PHG 8V3000XP
	8 001	315,0	25	23	PHG 8V3150XP
	8 509	335,0	25	23	PHG 8V3350XP
	9 017	355,0	25	23	PHG 8V3550XP
	9 525	375,0	25	23	PHG 8V3750XP
	10 160	400,0	25	23	PHG 8V4000XP
	10 795	425,0	25	23	PHG 8V4250XP
	11 430	450,0	25	23	PHG 8V4500XP
	12 065	475,0	25	23	PHG 8V4750XP

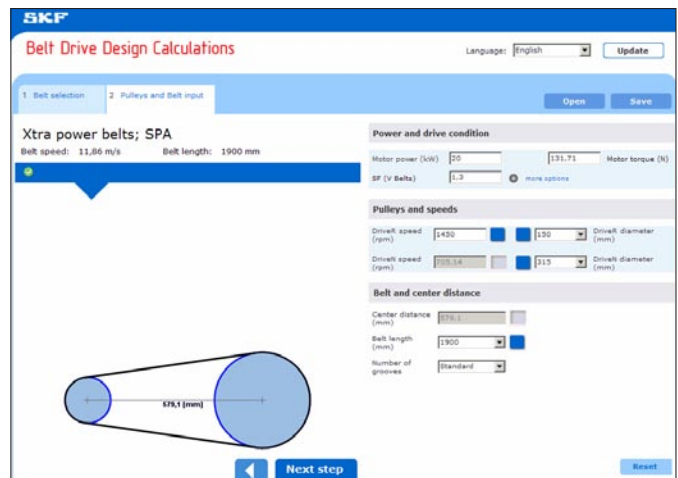
Design optimization

Belt drive calculation program

SKF has a calculation tool to help optimize your belt drive system. Using your data, the program will select the most efficient and economical solution for your application. The program can be found at www.skfptp.com, under belt drives.

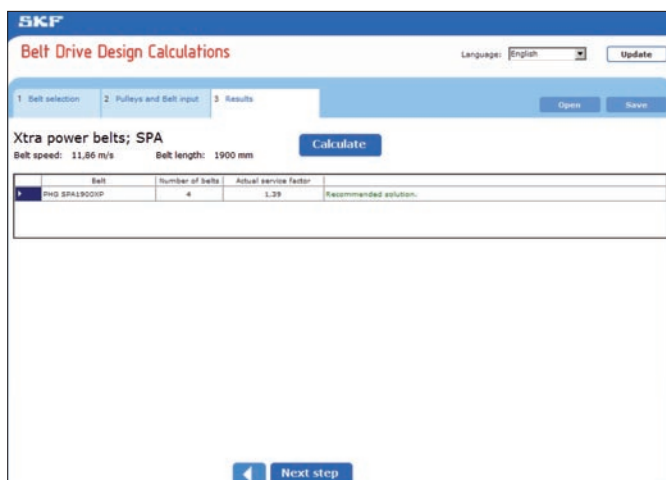


Step 1. Choose your preferred belt type out of a comprehensive list of belt profiles to start the calculation.

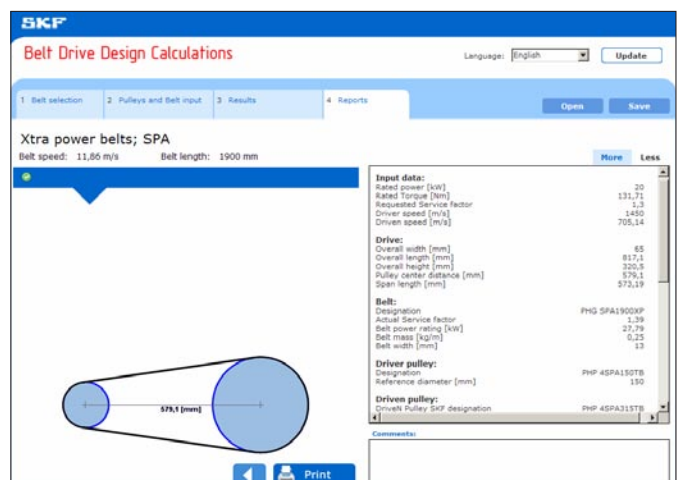


Step 2. Fill in basic application data, such as:

- Power and drive conditions
- Pulleys and speeds
- Belt and center distance



Based on your input, the system will provide recommendations for your application.



The program will provide a full report about your selection, that you can print and save as documentation.

Product solutions for belt drives

Users of power transmission components have access to a single product supply source. SKF has introduced a comprehensive range of power transmission products under its own recognized world brand. As these products need to work in harmony with bearing components and systems, the SKF product range has been designed specifically for products to be compatible with each other. This means that end users have global access to both bearings and power transmission components offering cost and time savings as well as improved solutions and service.

Pulleys

SKF Xtra Power Belts represent a new generation of belts to further extend the power transmission product assortment. Both pulleys and belts are used in belt drive applications where the design of the pulley needs to match the design of the belt. SKF offers a wide range of standard pulleys as well as special variants. They are manufactured according to the highest industry standards to meet your requirements.

- Pulleys are all statically balanced to provide true running tolerances at higher speeds.
- Dynamic balancing is available on request.
- Pulleys with an outside diameter less or equal 300 mm are boxed. Pulleys with an outside diameter greater than 300 mm or over 30 kg are on a wooden pallet.


Bushings

In addition to belts and pulleys, SKF also offers various bushings and hubs to supply a complete belt drive solution without compromises. Bushings and hubs are used to secure components such as pulleys, sprockets or couplings onto a shaft. SKF offers tapered, QD and FX keyless bushings as well as weld-on and bolt-on hubs.

Tapered bushings, the most common bushing type, are designed for quick, easy mounting and dismantling with basic (hand) tools. This results in minimum downtime every time they are fitted. The wide range of metric and imperial bore sizes enable you to eliminate time consuming machining of products.

Supported by the advanced logistics of the SKF supply chain, your solution can be delivered on time, every time.

For additional information about the complete SKF Power transmission product line, refer to our online catalogue at www.skfptp.com or contact SKF for a copy of our printed catalogue.



Belt tools



SKF Belt Frequency Meter PHL FM 10/400



SKF Belt Alignment Tool TMEB 2

SKF Belt Frequency Meter PHL FM 10/400

The most accurate belt tension measurement method

Correct belt tension is crucial for the whole drive system, its service life and the service life of associated components such as bearings and seals. Therefore, it is important to get accurate and reliable results when measuring belt tension.

The SKF Belt Frequency Meter is one of the most accurate tools available for measuring belt tension. Readings are quick, reliable and, most importantly, repeatable. The tool is extremely easy to use and minimizes the risk of errors.

Wide range of applications

The SKF Belt Frequency Meter consists of a hand-held meter and an optical sensor, to provide contact-free belt tension measurements for most of the following belt types, even in a noisy environment:

- V-belts (wrapped, cogged raw edge, ribbed)
- Banded V-belts
- Timing belts

The SKF Belt Frequency Meter is capable of measuring belt vibration frequencies from 10 to 400 Hz. Based upon the measured belt frequency, the SKF Belt Frequency Meter calculates belt tensions up to 9 900 N (2 200 lbs.).

Easy and quick to use

- Simply key-in the span length and mass data. Data can also be saved and recalled for repeated use, if necessary.
- Aim sensor at centre of selected belt span and pluck or tap the belt.
- The display will show the measured frequency which can be toggled to either newton or pound force values.
- Readjust the belt tension, if necessary, and take another measurement.

SKF Belt Alignment Tool TMEB 2

Belt-driven machinery downtime caused by misalignment is a problem of the past

The SKF Belt Alignment Tool, TMEB2, aligns the pulleys where it counts most – in the grooves. V-guides and powerful magnets allow the TMEB 2 to be fitted in the grooves of the pulley. With only two components, a laser-emitting unit and a receiver unit, the TMEB 2 is easy and fast to attach. The three-dimensional target area on the receiver unit allows the easy detection of misalignment as well as its nature; whether it is horizontal, vertical, parallel or a combination of all three.

Armed with this precise information, the operator can easily make the appropriate adjustments so that the laser line matches the reference line on the receiver unit.

Versatile and user-friendly

- Powerful magnets allow fast and easy attachment
- Easy-to-use, requires no special training to operate
- Three-dimensional target area simplifies the alignment process
- Facilitates simultaneous adjustment of tension and alignment

- V-guides facilitate the alignment of a wide range of V-belt pulleys
- Special side adaptor allowing alignment of multi-ribbed and timing belt pulleys as well as chain sprockets is available as an accessory
- A maximum operating distance of 6 meters (20 ft) makes it suitable for use in various applications
- Sturdy aluminum housings provide great assembly stability and accuracy

SKF Belt Tension System

High quality belt drive maintenance – reduces time and effort

The SKF Belt Tension System is a motor base for electric motors. Due to its hydraulic cylinders, belt maintenance becomes an easy task. The SKF Belt Tension System allows quick belt replacement and tensioning, while keeping the initial alignment. By connecting a hand-held hydraulic pump, the cylinders of the SKF Belt Tension System can be moved up and down. This enables a controlled moving of the motor axis which is directly related to the belt tension and the pressure in the cylinders. This unique function allows for quick and easy belt tension checks as well as belt replacements.

Various benefits for the belt drive are achieved


- Alignment is necessary only once, independent of the number of belt replacements
- Safe, simple and fast belt replacement
- Less time-consuming and costly breakdowns of the whole system
- Less vibration improves system efficiency
- Quick and reliable tension checks
- Easy preventive maintenance
- Repeatable maintenance quality
- Reduced costs due to prolonged belt life

Selection guide for the SKF Belt Tension System

Designation	IEC Motor class
PHL 160/180 H1	160 and 180
PHL 200/225 H1	200 and 225
PHL 250/280 H1	250 and 280
PHL 315 H1	315
PHL 355 H1	355
PHL 400 H1	400

In addition several NEMA standard motors can be mounted on the SKF Belt Tension System. For additional information, contact SKF.

SKF Belt Tension System with 2 cylinders



SKF Belt Tension System operating in a belt drive



SKF – the knowledge engineering company

From the company that invented the self-aligning ball bearing more than 100 years ago, SKF has evolved into a knowledge engineering company that is able to draw on five technology platforms to create unique solutions for its customers. These platforms include bearings, bearing units and seals, of course, but extend to other areas including: lubricants and lubrication systems, critical for long bearing life in many applications; mechatronics that combine mechanical and electronics knowledge into systems for more effective linear motion and sensorized solutions; and a full range of services, from design and logistics support to conditioning monitoring and reliability systems.

Though the scope has broadened, SKF continues to maintain the world's leadership in the design, manufacture and marketing of rolling bearings, as well as complementary products such as radial seals. SKF also holds an increasingly important position in the market for linear motion products, high-precision aerospace bearings, machine tool spindles and plant maintenance services.

The SKF Group is globally certified to ISO 14001, the international standard for environmental management, as well as OHSAS 18001, the health and safety management standard. Individual divisions have been approved for quality certification in accordance with ISO 9001 and other customer specific requirements.

With over 100 manufacturing sites worldwide and sales companies in 70 countries, SKF is a truly international corporation. In addition, our distributors and dealers in some 15 000 locations around the world, an e-business marketplace and a global distribution system put SKF close to customers for the supply of both products and services. In essence, SKF solutions are available wherever and whenever customers need them. Overall, the SKF brand and the corporation are stronger than ever. As the knowledge engineering company, we stand ready to serve you with world-class product competencies, intellectual resources, and the vision to help you succeed.

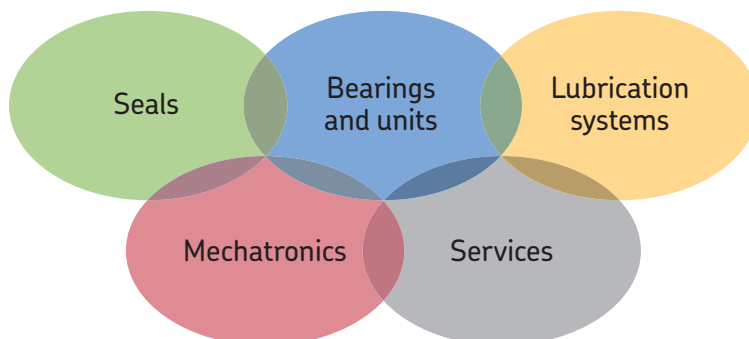


© Airbus – photo: e*tm company, H. Goussé

Evolving by-wire technology

SKF has a unique expertise in fast-growing by-wire technology, from fly-by-wire, to drive-by-wire, to work-by-wire. SKF pioneered practical fly-by-wire technology and is a close working partner with all aerospace industry leaders. As an example, virtually all aircraft of the Airbus design use SKF by-wire systems for cockpit flight control.

SKF is also a leader in automotive by-wire technology, and has partnered with automotive engineers to develop two concept cars, which employ SKF mechatronics for steering and braking. Further by-wire development has led SKF to produce an all-electric forklift truck, which uses mechatronics rather than hydraulics for all controls.





Harnessing wind power

The growing industry of wind-generated electric power provides a source of clean, green electricity. SKF is working closely with global industry leaders to develop efficient and trouble-free turbines, providing a wide range of large, highly specialized bearings and condition monitoring systems to extend equipment life of wind farms located in even the most remote and inhospitable environments.



Working in extreme environments

In frigid winters, especially in northern countries, extreme sub-zero temperatures can cause bearings in railway axleboxes to seize due to lubrication starvation. SKF created a new family of synthetic lubricants formulated to retain their lubrication viscosity even at these extreme temperatures. SKF knowledge enables manufacturers and end user customers to overcome the performance issues resulting from extreme temperatures, whether hot or cold. For example, SKF products are at work in diverse environments such as baking ovens and instant freezing in food processing plants.



Developing a cleaner cleaner

The electric motor and its bearings are the heart of many household appliances. SKF works closely with appliance manufacturers to improve their products' performance, cut costs, reduce weight, and reduce energy consumption. A recent example of this cooperation is a new generation of vacuum cleaners with substantially more suction. SKF knowledge in the area of small bearing technology is also applied to manufacturers of power tools and office equipment.



Maintaining a 350 km/h R&D lab

In addition to SKF's renowned research and development facilities in Europe and the United States, Formula One car racing provides a unique environment for SKF to push the limits of bearing technology. For over 50 years, SKF products, engineering and knowledge have helped make Scuderia Ferrari a formidable force in F1 racing. (The average racing Ferrari utilizes more than 150 SKF components.) Lessons learned here are applied to the products we provide to automakers and the aftermarket worldwide.



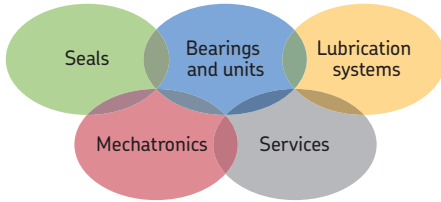
Delivering Asset Efficiency Optimization

Through SKF Reliability Systems, SKF provides a comprehensive range of asset efficiency products and services, from condition monitoring hardware and software to maintenance strategies, engineering assistance and machine reliability programmes. To optimize efficiency and boost productivity, some industrial facilities opt for an Integrated Maintenance Solution, in which SKF delivers all services under one fixed-fee, performance-based contract.



Planning for sustainable growth

By their very nature, bearings make a positive contribution to the natural environment, enabling machinery to operate more efficiently, consume less power, and require less lubrication. By raising the performance bar for our own products, SKF is enabling a new generation of high-efficiency products and equipment. With an eye to the future and the world we will leave to our children, the SKF Group policy on environment, health and safety, as well as the manufacturing techniques, are planned and implemented to help protect and preserve the earth's limited natural resources. We remain committed to sustainable, environmentally responsible growth.



The Power of Knowledge Engineering

Drawing on five areas of competence and application-specific expertise amassed over more than 100 years, SKF brings innovative solutions to OEMs and production facilities in every major industry worldwide. These five competence areas include bearings and units, seals, lubrication systems, mechatronics (combining mechanics and electronics into intelligent systems), and a wide range of services, from 3-D computer modelling to advanced condition monitoring and reliability and asset management systems. A global presence provides SKF customers uniform quality standards and worldwide product availability.

© SKF is a registered trademark of the SKF Group.

© SKF Group 2010

The contents of this publication are the copyright of the publisher and may not be reproduced (even extracts) unless prior written permission is granted. Every care has been taken to ensure the accuracy of the information contained in this publication but no liability can be accepted for any loss or damage whether direct, indirect or consequential arising out of the use of the information contained herein.

PUB PT/P2 10552 EN · February 2010

Printed in Germany on environmentally friendly paper.

Certain image(s) used under license from Shutterstock.com

