

Weatherly Index No. 310
Catalog 457010
September, 2005

Supersedes Catalog 457010
Dated September, 2002



SKF Seal Handbook

Includes stock listing for shaft sizes up to 180"

Featured products include: Speedi-Sleeve® Shaft Repair Kits,
Large Diameter Seals, Metric Seals,
V-Ring products, Heavy-Duty DF,[®]
Hydraulic/Pneumatic, Scotseal,[®] and
PTFE Shaft Seals



Introduction/Seals/Sleeves/Hydraulic/Pneumatic products

<input type="checkbox"/>	How to use this catalog	1A
<input type="checkbox"/>	The seal and its function	2A
<input type="checkbox"/>	Material and compound selection guide	3A
<input type="checkbox"/>	LongLife™	5A
<input type="checkbox"/>	Compound compatibility chart	6A
<input type="checkbox"/>	Recommended operating conditions for small diameter seals	16A
<input type="checkbox"/>	Recommended operating conditions for large diameter seals	18A
<input type="checkbox"/>	Wavesal	20A
<input type="checkbox"/>	Heavy duty Wavesal (HDW)	21A
<input type="checkbox"/>	WasteWatcher	22A
<input type="checkbox"/>	Part numbering system and introduction	23A
<input type="checkbox"/>	Selecting replacement seals	24A
<input type="checkbox"/>	Bore requirements	25A
<input type="checkbox"/>	Shaft requirements	26A
<input type="checkbox"/>	The seal — small and large diameter	28A
<input type="checkbox"/>	Large diameter seals, HDL & HDS metal clad	29A
<input type="checkbox"/>	Large diameter seals, metal clad and all-rubber	30A
<input type="checkbox"/>	Large diameter seals all rubber — solid and split	32A
<input type="checkbox"/>	V-ring seals	36A
<input type="checkbox"/>	MVR axial shaft seals	37A
<input type="checkbox"/>	PTFE seals	38A
<input type="checkbox"/>	Defender bearing isolators	40A
<input type="checkbox"/>	Axial clamp seals, selection and installation	41A
<input type="checkbox"/>	Heavy duty-DF (HDDF) seals	42A
<input type="checkbox"/>	Speedi-Sleeves, selection and installation	43A
<input type="checkbox"/>	Wear sleeves, selection and installation	45A
<input type="checkbox"/>	Troubleshooting	47A
<input type="checkbox"/>	Installation tips, general	48A
<input type="checkbox"/>	Installation tips, large diameter seals	49A
<input type="checkbox"/>	Hydraulic/pneumatic products, general	51A
<input type="checkbox"/>	Hydraulic/pneumatic products, installation	53A
<input type="checkbox"/>	Hydraulic/pneumatic products, selection	55A
<input type="checkbox"/>	Hydraulic/pneumatic sirvon rings	56A
<input type="checkbox"/>	Scotseal® family	57A
<input type="checkbox"/>	Abbreviations	58A

Section two: Complete size listings

<input type="checkbox"/>	Complete size listing — Inches	1
<input type="checkbox"/>	Complete size listing — Metric	127
<input type="checkbox"/>	LDS section — HDL inch/metric	168
<input type="checkbox"/>	V-ring seal — size listing	188
<input type="checkbox"/>	Pressure seal — size listing	199
<input type="checkbox"/>	Axial clamp seal — size listing	201
<input type="checkbox"/>	Heavy Duty (HDDF) seal — size listing	204
<input type="checkbox"/>	Axle flange gaskets & Felt washer size listing	206
<input type="checkbox"/>	Type "J" seal — size listing	207
<input type="checkbox"/>	Kit contents	208
<input type="checkbox"/>	S-Series sleeves — numerical listing	210
<input type="checkbox"/>	Speedi-Sleeve/grease seal kit — size listing	212
<input type="checkbox"/>	Speedi-Sleeve size listing — Inches	213
<input type="checkbox"/>	Speedi-Sleeve size listing — Metric	219
<input type="checkbox"/>	Hydraulic/pneumatic — size listing	225

Section three: Complete stock number numerical index

<input type="checkbox"/>	Numerical — complete index	232
--------------------------	----------------------------------	-----

Section four: Illustrations

<input type="checkbox"/>	Illustrations, all types and styles	364
<input type="checkbox"/>	RPM/FPM/MPM by shaft diameter	368
<input type="checkbox"/>	Fractional/decimal/metric equivalents	369
<input type="checkbox"/>	Glossary of seal terms	370
<input type="checkbox"/>	General index	371
<input type="checkbox"/>	Typical application profile	373

How to use this catalog

This *Seal handbook* contains complete product data for the selection of SKF shaft seals, Speedi-Sleeves®, Wear Sleeves, Hydraulic/Pneumatic products, Defender Bearing Isolator, V-Rings and Heavy Duty DF® (HDDF) seals. Size listings for each style and type of seal or sleeve, material and compound selection guide, compound compatibility chart, and recommended operating conditions charts complement the product data. Installation instructions and troubleshooting guidelines are also provided.

Simply organized, the illustrative charts and detailed product data make the *Seal handbook* a valuable tool for industrial distributors, designers, engineers and anyone involved in the selection or specification of these products. SKF's team of engineers and product managers have thoroughly reviewed and updated all these listings.

Reference tables and complete size listings enable fast selection of the correct shaft seal. Concise descriptions and expanded technical data enable the

user to find the correct product for their specific application.

The *Seal handbook* contains an introduction, product sections, complete size listings (inches and millimeters), numerical index and seal design illustrations. All numbers are listed two or more times - in product size sequence and in SKF stock number sequence.

Recommendations for styles, types, materials/compounds, as well as typical operating conditions appear in each basic seal or sleeve section. These will assist you in choosing the correct sealing device for your application.

The type and style illustrations (pg. 364) include all available designs as well as optional and obsolete designs for referral purposes. Every design is not available in every size.

These features make the *Seal handbook* your most valued tool in the selection, application, trouble detection and specification of SKF fluid sealing devices.

Numerical index: page 232

Stock no.	Shaft	Bore	Width of seal	Type and style	Lip code
15881	1.575	2.126	.394	HMSA7	P
				W/ENCAPSULATED SPRING	
15882	1.575	2.953	.467	HMSA29	R
				W/CCW HELIX FROM AIR SIDE	
15883	1.575	2.953	.394	HMSA96	P

Stock no.	Shaft	Bore	Width of seal	Type and style	Lip code
15884	1.575	2.087	.197	HMA76	R
15886	1.575	2.953	.472	HMSA92	P
15887	1.575	2.559	.708	HMSASPL	P
15888	1.575	2.205	.315	HMSA92	P

Size index: page 1

Bore dia.	Width of seal	Stock no.	Type and style	Lip code
.125 SHAFT				
	.100	400030	VR1	R
			SHAFT RANGE .110-.140	
.313	.063	451486	BUW	#
.313	.094	711800	BV	R
.313	.094	721523	BV	V
.313	.094	721578	BV	D

Bore dia.	Width of seal	Stock no.	Type and style	Lip code
.156 SHAFT				
	.120	400040	VR1	R
			SHAFT RANGE .140 - .180	
	.120	400044	VR1	V
			SHAFT RANGE .140 - .180	

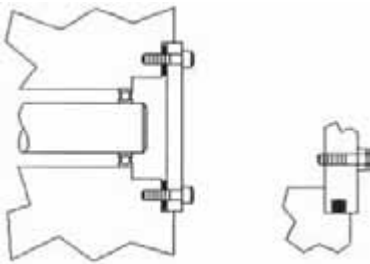
The seal and its function

Whenever a shaft rotates, it needs a bearing arrangement for smooth, effective operation. Wherever there's a bearing, you'll find a seal helping it to reach its maximum service life and reliability. In simplest terms a shaft seal is a barrier with four functions: 1) Retaining lubricants or liquids 2) Excluding contaminants 3) Separating fluids and 4) Confining pressure.

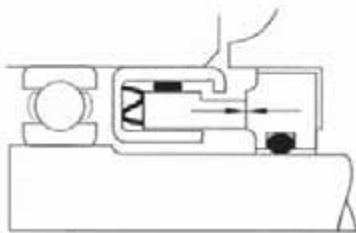
There are three basic types of seals:

Static seals. The function of a static seal is to create a barrier between non-moving surfaces. Typical examples would be a valve cover gasket or o-ring.

Axial mechanical seals. These are face type seals in which the sealing contact is between radially mounted components. One is usually stationary and seal contact pressure is applied by a spring mechanism.



Typical static seals - gasket and o-ring.



Axial mechanical - seals between arrows.



Dynamic seal on rotating shaft with bearing.

Dynamic "radial" seals. A dynamic radial seal creates a barrier between surfaces in relative motion. One is usually stationary while the other rotates. The cross-section shown below identifies the most common parts of a shaft seal. This is the primary type of seal described in the SKF Seal handbook.

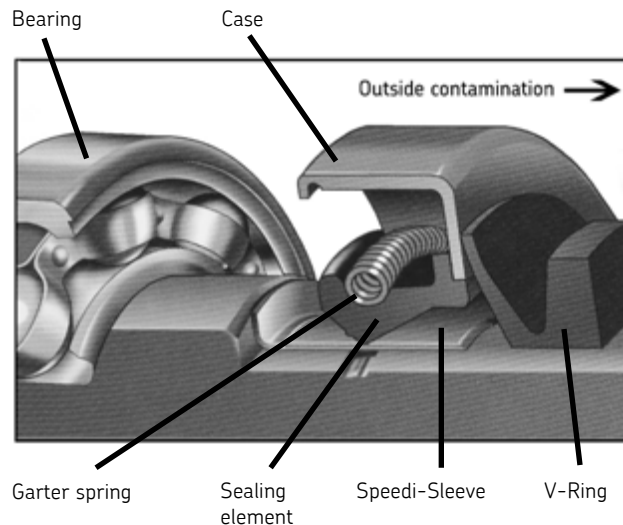
In many designs, the primary sealing lip is held in position by a garter spring. Generally, spring-loaded lips are for retaining oil and non-spring-loaded are used for low speed grease retention or excluding contaminants.

This seal has a simple L-shaped shell with the sealing material bonded to it. SKF is not only a pioneer in developing new bonding techniques, but they also have developed and used an environmentally "friendly" water-based cement wherever possible.

Some seals have an inner shell to aid in protecting the lip from damage or distortion during installation. The sealing lip should always point toward the material to be contained.

The garter spring keeps the lip in position. In large diameter seals (over 8" or 200 mm) the spring is held by a Spring-Lock. To completely enclose the spring, Spring-Kover should be used as protection against contamination or where the spring tends to pop-out during installation.

Many SKF seals have the patented Waveseal® lip design that pumps lubricant back to the oil cavity while holding out contaminants, regardless of the direction of shaft rotation. The smooth molded lip is formed in a wave-like pattern that describes a wider path on the shaft to dissipate heat and reduce wear.



Material and compound selection guide

SKF seals feature a variety of sealing materials. Each one has specific characteristics. A “lip code” designates materials in subsequent reference tables and listings.

Nitrile (Lip code: R)

Most commonly used sealing material. Nitrile is excellent with most mineral oils and greases. Variations are available for use with fuels, industrial fluids and highly compounded lubricants. Nitriles are recommended for operation at temperatures from -40° to 250°F (-40° to 121°C). Nitrile also works in dry running applications but only for intermittent periods.

Because of environmental considerations, SKF uses water carried adhesives whenever possible. Some water based fluids however, such as some cutting fluids, can destroy the nitrile/plain steel bond when operating temperatures exceed 150°F (66°C). The nitrile compound itself is not affected by the water.

Duralip® (Lip code: D)

Offers superior resistance to abrasion. Duralip is SKF’s special carboxylated nitrile compound developed for extreme abrasion resistance in applications where scale, sand, grit, dirt or other abrasive material is likely to collect at the point of shaft contact. Like nitrile, Duralip works in dry running applications but only for intermittent periods. Other characteristics of this special compound are similar to those of the standard nitrile.

Duratemp® (Lip code: H)

SKF’s special high temperature compound based on hydrogenated nitrile (HNBR) offers improved tensile strength and resistance to heat, abrasion, hardening in hot oil, ozone and weathering effects. In some cases aerated oils can be a problem for HNBR. It is more widely used for demanding applications. Its temperature range is -40° to 300°F (-40 to 149°C).

Polyacrylate (Lip code: P)

For use with EP lubricants or higher operating temperatures. Polyacrylate elastomers have good compatibility with higher temperatures up to 300°F (149°C), and even to 350°F (177°C) with some fluids. They are well suited for use with extreme pressure (EP)

lubricants and have higher resistance to oxidation and ozone. They should not be used with water or at temperatures below -40°F (-40°C). Polyacrylates are not recommended for dry running applications.

Silicone (Lip code: S)

For high/low temperature ranges and low-friction applications. Silicone seals can operate at temperatures ranging from -100° to 325°F (-73° to 163°C). The high lubricant absorbency of silicone minimizes friction and wear. However, it has poor compatibility with oxidized oils, some extreme pressure additives and abrasive contaminants. Silicone should not be used in dry running applications.

LongLife™ (Fluoroelastomers) (Lip code: V)

Premium lip material for the widest temperature range and chemical resistance. LongLife will handle temperatures from -40° to 400°F (-40° to 204°C). They resist most special lubricants and chemicals that can destroy nitrile, polyacrylates or silicones. This premium material, with its superior resistance to abrasion and high temperatures, provides superior performance and wear. LongLife works in dry running applications but only for intermittent periods.

It must be noted that although Fluoropolymers such as FKM and PTFE are classed as resistant to high temperatures, they will thermally degrade on exposure to extreme temperatures with the evolution of hazardous fumes containing hydrofluoric acid (HF).

The threshold temperatures in question are:

- Fluoroelastomers (FKM) - 600°F/316°C
- Polytetrafluoroethylene (PTFE) - 700°F/371°C

In the unlikely event of such a high temperature incident, allow the components in question to cool, douse with limewater (Calcium hydroxide solution), handle with PVC gloves until neutral pH confirmed, then discard.

PTFE (Lip code: T)

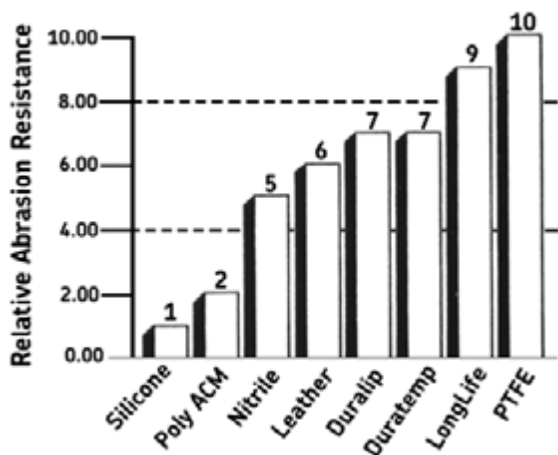
PTFE offers wider media resistance in comparison to standard elastomers with a temperature range of -100° to 500°F (-73° to 260°C). With the addition of appropriate fillers, PTFE has excellent mechanical properties, low friction and wear resistance.

Ethylene-Propylene (Lip code: M)

Special compound for exposure to weather, water, caustics and steam. Offers exceptionally good weather aging and ozone resistance, suitable for extended outdoor weather exposure. Recommended for operation -40°F to 300°F (-40 to 149°C). Often used with phosphate ester type (ie fire resistant) lubricants and water based hydraulic fluids. Resists polar solvents such as MEK and acetone, also silicone oils and greases, dilute acids and alkalis, alcohols and brake fluid. Good compression set, cold flex, abrasion resistance and tensile strength properties. Must never be exposed to mineral oils, petroleum based agents or aromatic fuels.

Other sealing materials (Lip code: #)

These are generally non-standard compounds for specific applications. If the material you require is not listed, contact SKF for availability.



Note: Temperature ranges are based on sump temp. When approaching temperature extremes contact SKF for technical assistance.

Material and compound selection guide-(cont.)

Multi-lip codes

When a seal has sealing elements of different compounds, the first lip code identifies the primary lip and the second lip code identifies the auxiliary lip; i.e. "RL" is "nitrile and leather", "RD" is "nitrile and Duralip".

Case materials

Unless noted, the inner and outer case of seals listed in this catalog are formed of SAE 1006-1008 cold-rolled steel. They are oiled or specially treated for protection against corrosion during ordinary handling and storage.

Seal cases can be furnished in stainless steel (SAE 304) for corrosion resistance and extreme conditions. Contact SKF for price and availability.

Spring materials

Most springs supplied in large diameter HDS metal clad and HS all-rubber seals, split and solid, are SAE 302 stainless steel. Unless specified, the springs supplied with

other seals in this catalog are hard-drawn steel wire. Springs in these other seals can be furnished in SAE 302 stainless steel if required. Contact SKF for price and availability.

Bore-Tite®

Bore-Tite: A water based acrylic polymer. This pliable sealant helps fill small imperfections in the bore. Bore-Tite can withstand heat up to 400°F (204°C). It is resistant to most oils, greases, gasoline, mild acids, mild alkalis, aliphatics, salts and glycols. Bore-Tite is not recommended with aromatics, ketones and alcohols. However splash contact that is wiped off will have little or no effect. The Bore-Tite coating is .001/.003" (.025/.076 mm) thick as measured on the seal diameter (specified seal OD does not include the thickness of the Bore-Tite).

Glossary of symbols for common industrial rubber compounds

Elastomers	Symbols in accordance with			
	Chemical description of the base polymer	ASTM D 1418	ISO 1629	SKF Tradename (Lip code)
Acrylonitrile-butadiene-rubber		NBR	NBR	
Hydrogenated-acrylonitrile-butadiene-rubber		(NEM)	(HNBR)	Duratemp (H)
Chlorobutadiene-rubber		CR	CR	
Carboxylated nitrile-rubber		XNBR	XNBR	Duralip (D)
Acrylate-rubber		ACM	ACM	
Ethylene-acrylate-rubber		AEM	AEM	
Silicone-rubber				
Methyl-polysiloxane		MQ	MQ	
Vinyl-methyl-polysiloxane		VMQ	MVQ	
Phenyl-methyl-polysiloxane		PMQ	MPQ	
Fluorosilicone-rubber				
Fluoromethyl-polysiloxane		FVMQ	FVMQ	
Fluoro-rubber		FKM	FPM	LongLife (V)
Perfluoro-rubber		FFKM		
Polyurethane-rubber				
Polyester-urethane-rubber		AU	AU	
Ethylene-oxide - epichlorhydrin-rubber		ECO	ECO	
Epichlorhydrin-polymer		CO	CO	
Chlorosulphonated-polyethylene		CSM	CSM	
Natural-rubber		NR	NR	
Isoprene-rubber		IR	IR	
Polybutadiene-rubber		BR	BR	
Styrene-butadiene-rubber		SBR	SBR	
Ethylene-propylene-diene-rubber		EPDM	EPDM	EPDM (M)
Ethylene-propylene-copolymer		EPM	EPM	
Butyl-rubber		IIR	IIR	
Chlorobutyl-rubber		CIIR	CIIR	
Bromobutyl-rubber		BIIR	BIIR	

ASTM = American society for testing and materials
 ISO = International organization for standardization

LongLife™ story

SKF uses the “tough” LongLife material for super performance

SKF LongLife seals resist degradation from hundreds of different fluids over broad temperature ranges. Proven effective, SKF LongLife seals can be used where temperatures or other environmental conditions are beyond nitrile, polyacrylate, and silicone capabilities. SKF offers these seals in many of the popular shaft sizes from .125" to over 62" and 5 mm to over 1260 mm. No other supplier has LongLife as a standard stocked line.

In many cases, it is impossible for the equipment designer to reduce the operating temperature of the application. The designer may find it necessary to select *premium* materials in order to *extend life*. It is necessary to state that the effective service life of a rubber component cannot be totally predicted. The service life of the rubber components can also depend on abrasive wear resistance, compression set, resistance to fluid swelling, flex cracking resistance, and many other factors.

Excellent fluid compatibility

One of the most effective fluoroelastomers against these types of stresses in these sealing environments is LongLife. LongLife seals have excellent resistance to oils, fuels, lubricants, most mineral acids, and hydraulic fluids. They can resist regular, and chlorinated, aliphatic or aromatic hydrocarbons (e.g. iso-octane, carbon tetrachloride, benzene, and chlorotoluene) that are used as solvents.

No other elastomer resists as many fluids as LongLife. However, LongLife is not recommended for service in low molecular weight esters and ethers, ketones, certain amines, hot anhydrous hydrofluoric or chlorosulfonic acids and alkyl phosphate esters. (See the *compatibility chart* for more details; page 6A.)

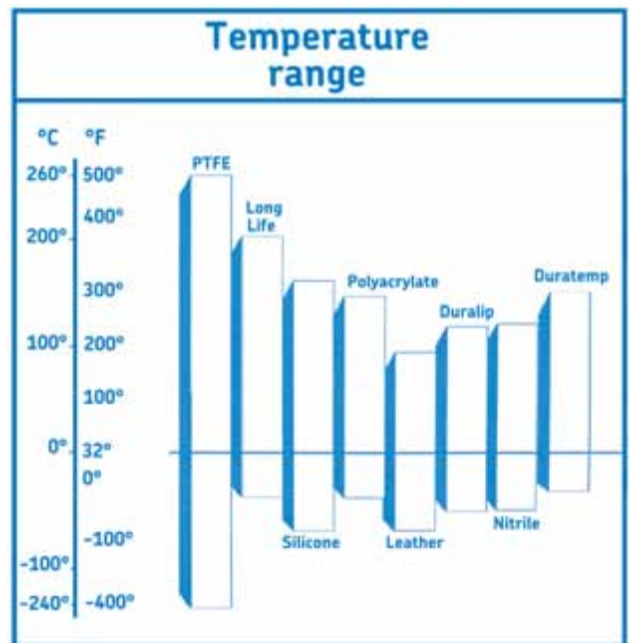
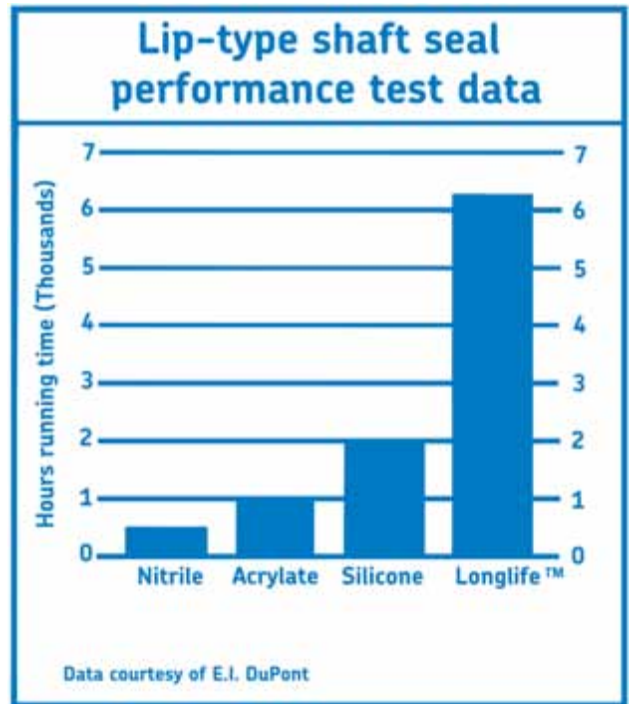
Superior temperature ranges

Actually, at low temperatures the seal lip will have to overcome eccentricity and shrinkage problems. At high temperatures the seal lip has to overcome pliability, hardness, and cracking or heat checking problems that cause shaft and seal damage.

The LongLife material has a temperature range of -40° to 204°C (-40° to 400°F). Under high temperature conditions, a LongLife seal may have a service life over 500% better than a nitrile seal.

Other special materials

The optimum solution for some applications will require other materials with special properties. These include PTFE with excellent chemical resistance, wear characteristics and temperature capabilities to 500°F (260°C). SKF's exclusive Duratemp hydrogenated nitrile compound can outperform standard nitriles in wear and heat resistance. Contact SKF for assistance to extend bearing and seal life in your demanding applications.



Compound compatibility chart

Compatibility ratings are general with respect to different polymers and are dependent on the specific compound, specific fluid and degrees of exposure of immersion. They apply only within the range of operating temperatures specified.

Lip materials	Nitrile (Code R) Duralip (Code D) Duratemp (Code H)	Polyacrylates (Code P)	Silicones (Code S)	LongLife (Code V)	Ethylene-Propylene (Code M)
Temperature	R/D(-40° to 250°F) (-54° to 121°C) H(-40° to 300°F) (-40° to 149°C)	(-40° to 300°F)	(-100° to 325°F)	(-40° to 400°F)	(-40° to 300°F) (-40° to 149°C)
Range	-40° to 149 °C	-40° to 149°C	-73° to 163°C	-40° to 204°C	
Mechanical properties					
Durometer	70/80	70/80	75/85	80/90	40/90
Compression set	Good	Fair	Good	Good	Good
Dry running	See page 3A	See page 3A	See page 3A	See page 3A	See page 3A
Swell	Low	Low	Medium	Low	Good*
Abrasion resistance	Good (R) Excellent (H) (D)	Fair	Poor	Excellent	Good

* Not for use with petroleum lubricants, fuels, diesters.

	Lip material							Lip material					
	R/D	H	P	S	V	M		R/D	H	P	S	V	M
1-BUTENE, 2 ETHYL	1	1	-	4	1	4	AMMONIA ANHYDROUS	2	2	4	3	4	1
1-CHLORO-1-NITRO ETHANE	4	4	4	4	4	4	AMMONIA GAS (COLD)	1	1	4	1	4	1
51-F-23	1	1	1	3	1	4	AMMONIA GAS (HOT)	4	2	4	1	4	1
ACETALDEHYDE	4	1	4	2	4	1	AMMONIUM CARBONATE (AQ)	4	4	4	-	-	1
ACETAMIDE	1	1	4	2	2	1	AMMONIUM CHLORIDE (AQ)	1	1	-	-	1	1
ACETIC ACID GLACIAL	3	3	4	2	3	1	AMMONIUM HYDROXIDE (CONC.)	4	4	4	1	2	1
ACETIC ACID, 30%	2	2	4	1	2	1	AMMONIUM NITRATE (AQ)	1	1	2	-	-	-
ACETIC ACID, 5%	2	2	-	1	1	1	AMMONIUM NITRITE (AQ)	1	1	-	2	-	-
ACETIC ACID, HOT HIGH PRESSURE	4	4	-	4	4	1	AMMONIUM PERSULPHATE (AQ)	4	4	4	-	-	1
ACETIC ANHYDRIDE	3	3	4	3	4	1	AMMONIUM PERSULPHATE 10 %	4	4	-	-	-	1
ACETONE	4	4	4	3	4	2	AMMONIUM PHOSPHATE	1	1	-	1	-	-
ACETOPHENONE	4	4	4	4	4	2	AMMONIUM PHOSPHATE (AQ)	1	1	-	1	-	1
ACETYL ACETONE	4	4	-	4	4	2	AMMONIUM PHOSPHATE DIBASIC	1	1	-	1	-	-
ACETYL CHLORIDE	4	4	4	3	1	4	AMMONIUM PHOSPHATE TRIBASIC	1	1	-	1	-	-
ACETYLENE	1	1	4	2	1	4	AMMONIUM SALTS	1	1	-	1	4	1
ACETYLENE TETRABROMIDE	4	4	-	-	1	1	AMMONIUM SULFATE (AQ)	1	1	4	-	4	1
ACRYLONITRILE	4	4	4	4	3	2	AMMONIUM SULFIDE	1	1	-	-	4	1
ADIPIC ACID	1	1	-	-	-	1	AMOCO RYKON PREMIUM #2	1	1	1	1	1	4
AERO LUBRIPLATE	1	1	-	2	1	4	AMOCO RYKOTEC EP	1	1	1	1	1	4
AERO SAFE 2300	4	4	-	4	4	1	AMYL ACETATE (BANANA OIL)	4	4	4	4	4	2
AERO SAFE 2300W	4	4	-	4	4	1	AMYL ALCOHOL	2	2	4	4	2	1
AERO SHELL 17 GREASE	1	1	-	2	1	4	AMYL BORATE	1	1	-	-	1	-
AERO SHELL 750	2	2	-	4	1	4	AMYL CHLORIDE	4	4	-	4	1	-
AERO SHELL 7A GREASE	1	1	-	2	1	4	AMYL CHLORONAPHTHALENE	4	4	4	4	1	-
AERO SHELL IAC	1	1	-	2	1	4	AMYL NAPHTHALENE	4	4	2	4	1	-
AEROZENE 50 (50% HYDRAZINE, 50% UDMH)	4	4	-	4	4	3	ANDEROL L-774 (MIL-L-7808D)	2	2	4	1	1	-
AIR ABOVE 300 F	4	2	-	1	1	1	ANDEROL L-826 (DIESTER)	2	2	-	4	1	1
AIR BELOW 300 F	2	1	-	1	1	1	ANDEROL L-829 (DIESTER)	2	2	-	4	1	1
ALKAZENE (DIBROMOETHYLBENZENE)	4	4	4	4	2	3	ANG (DIESTER BASE) (TG749)	2	2	-	2	1	1
ALUMINUM ACETATE (AQ)	1	1	4	4	4	1	ANG (GLYCERAL ESTER)	2	2	-	2	1	1
ALUMINUM BROMIDE	1	1	-	1	1	1	ANHYDROUS AMMONIA	2	2	-	2	4	1
ALUMINUM CHLORIDE (AQ)	1	1	1	2	1	1	ANHYDROUS HYDRAZINE	4	4	-	-	4	1
ALUMINUM FLUORIDE (AQ)	1	1	-	2	1	1	ANHYDROUS HYDROGEN FLUORIDE	4	4	-	-	4	1
ALUMINUM NITRATE (AQ)	1	1	-	2	1	1	ANILINE	4	4	4	4	3	2
ALUMINUM PHOSPHATE (AQ)	1	1	-	1	1	1	ANILINE DYES	4	4	4	3	2	1
ALUMINUM SALTS	1	1	-	1	1	1	ANILINE HYDROCHLORIDE	2	1	4	4	2	1
ALUMINUM SULFATE (AQ)	1	1	4	1	1	1	ANILINE OILS	4	4	-	4	4	1
ALUM-NH3-CR-K (AQ)	1	1	4	1	4	1	ANIMAL FATS (BUTTER)	1	1	1	2	1	4
AMBREX 33 MOBILE	1	1	-	4	1	4	AN-O-3 GRADE M	1	1	-	2	1	-
AMMONIA AND LITHIUM IN SOLUTION	2	2	-	4	4	1	AN-O-366	1	1	-	4	1	-

Ratings: 1 = Minor effect 2 = Moderate effect 3 = Static only 4 = Not recommended - = Insufficient data (AQ) = Aqueous

Compound compatibility chart - (cont.)

	Lip material							Lip material					
	R/D	H	P	S	V	M		R/D	H	P	S	V	M
AN-0-6	1	1	-	4	1	-	BORAX	2	2	2	2	1	1
ANSUL ETHER (ANESTHETICS)	3	3	4	4	4	3	BORDEAUX MIXTURE	2	2	4	2	1	1
AN-VV-0-366B HYDR. FLUID	1	1	-	4	1	-	BORIC ACID	1	1	4	1	1	1
API GL-5	2	2	1	4	1	-	BORON FLUIDS (HEF)	2	2	-	4	1	-
AQUA REGIA	4	4	4	4	2	1	BP,ISO 220 MINERAL OIL, PM-220	1	1	1	2	1	4
ARGON	1	1	2	2	1	1	BRAKE FLUID (NON-PETROLEUM)	4	2	-	4	4	1
AROCLOR, 1248	3	3	4	2	1	2	BRAKE FLUID (WAGNER 21B)	3	2	-	3	4	1
AROCLOR, 1254	4	4	4	3	1	2	BRAY GG-130	2	2	-	4	1	1
AROCLOR, 1260	1	1	4	2	1	2	BRAYCO 719-R (VV-H-910)	4	4	-	2	4	1
AROMATIC FUEL 50%	2	2	-	4	1	4	BRAYCO 885 (MIL-L-6085A)	2	2	-	4	1	4
ARSENIC ACID	1	1	3	1	1	1	BRAYCO 910	2	2	-	4	4	1
ARSENIC TRICHLORIDE (AQ)	1	1	-	-	-	-	BRET 710	2	2	-	4	4	1
ASKREL	2	2	4	4	1	-	BRINE	1	1	4	1	1	1
ASPHALT	2	2	2	4	1	4	BROM - 113	4	4	-	4	-	-
ASTM #1 METHOD D-471	1	1	1	3	1	4	BROM - 114	2	2	-	4	2	-
ASTM #2 METHOD D-471	1	1	1	3	1	4	BROMINE	4	4	-	4	1	4
ASTM #3 METHOD D-471	1	1	1	3	1	4	BROMINE TRIFLUORIDE	4	4	4	4	4	4
ASTM #4 METHOD D-471	2	1	-	4	1	4	BROMINE WATER	4	4	4	4	1	4
ASTM REF FUEL A (MIL-S-3136B (TYPE 1))	1	1	2	4	1	4	BROMINE-ANHYDROUS	4	4	4	4	1	-
ASTM REF FUEL B (MIL-S-3136B (TYPE 3))	1	1	-	4	1	4	BROMINE-PENTAFLUORIDE	4	4	-	4	4	-
ASTM REFERENCE FUEL C	2	2	4	4	1	4	BROMOBENZENE	4	4	4	4	1	4
ATF TYPE (MERCON)	1	1	1	2	1	4	BROMOCHLORO TRIFLUOROETHANE	4	4	-	4	1	-
ATF TYPE A	1	1	1	2	1	4	BUNKER OIL	1	1	1	2	1	4
ATF TYPE F	1	1	1	2	1	4	BUTADIENE	4	4	4	4	1	4
ATF TYPE I	1	1	1	2	1	4	BUTANE	1	1	1	4	1	4
ATF TYPE II	1	1	1	2	1	4	BUTANE 2, 2-DIMETHYL	1	1	-	4	1	4
ATL-857	2	2	-	4	1	4	BUTANE 2, 3-DIMETHYL	1	1	-	4	1	4
ATLANTIC DOMINION	1	1	-	4	1	4	BUTANOL (BUTYL ALCOHOL)	1	1	-	2	1	4
AJUREX 903R MOBIL	1	1	-	4	1	4	BUTTER (ANIMAL FAT)	1	1	1	2	1	4
AUTOMOTIVE BRAKE FLUID	3	2	-	1	4	1	BUTYL ACETATE	4	4	4	4	4	1
BAKING SODA	1	1	4	1	1	1	BUTYL ACETYL RICINOLEATE	3	3	-	-	1	1
BANANA OIL (AMYL ACETATE)	4	4	4	4	4	2	BUTYL ACRYLATE	4	4	4	-	4	-
BARDOL	4	4	-	4	1	4	BUTYL ALCOHOL	1	1	4	2	1	2
BARIUM CHLORIDE (AQ)	1	1	1	1	1	1	BUTYL AMINE	3	3	4	4	4	1
BARIUM HYDROXIDE (AQ)	1	1	4	1	1	1	BUTYL BENZOATE	4	4	4	-	1	1
BARIUM SULFATE (AQ)	1	1	4	1	1	1	BUTYL BUTYRATE	4	4	-	-	1	1
BARIUM SULFIDE (AQ)	1	1	4	1	1	1	BUTYL CARBITOL	4	4	4	4	1	1
BEER	1	1	4	1	1	1	BUTYL CELLOSOLVE	3	3	4	-	4	1
BEET SUGAR LIQUORS	1	1	4	1	1	1	BUTYL CELLOSOLVE ADIPATE	4	4	-	2	2	1
BEL RAY SE 140	1	1	-	-	1	1	BUTYL ETHER	4	4	-	4	4	3
BEL RAY SE 290	2	2	-	-	4	-	BUTYL OLEATE	4	4	-	-	1	1
BENZALDEHYDE	4	4	4	2	4	1	BUTYL STEARATE	2	2	-	-	1	-
BENZENE (BENZOL)	4	4	4	4	2	4	BUTYLENE	2	2	4	4	1	4
BENZENE SULFONIC ACID	4	4	4	4	1	4	BUTYRALDEHYDE	4	4	4	4	4	1
BENZINE (LIGROIN) (NITROBENZENE)	1	1	1	4	1	-	BUTYRIC ACID	4	4	-	-	2	1
BENZINE (PET ETHER)	1	1	1	4	1	4	CALCINE LIQUORS	1	1	-	-	1	1
BENZOIC ACID	3	3	3	3	1	1	CALCIUM ACETATE (AQ)	2	2	4	4	4	1
BENZOPHENONE	-	-	-	-	1	1	CALCIUM BISULFITE (AQ)	4	4	4	1	1	3
BENZOYL CHLORIDE	4	4	4	-	1	4	CALCIUM CARBONATE	1	1	-	1	1	1
BENZYL ALCOHOL	4	4	4	2	1	1	CALCIUM CHLORIDE (AQ)	1	1	1	1	1	1
BENZYL BENZOATE	4	4	4	-	1	1	CALCIUM CYANIDE	1	1	-	1	-	1
BENZYL CHLORIDE	4	4	4	4	1	-	CALCIUM HYDROXIDE (AQ)	1	1	4	1	1	1
BIODIESEL	2	1	4	2	2	4	CALCIUM HYPOCHLORIDE	4	4	-	-	1	1
BIOFLO AW32/46	1	1	4	1	1	4	CALCIUM HYPOCHLORITE (AQ)	2	2	4	2	1	1
BIOFLO FG32	1	1	4	1	1	4	CALCIUM NITRATE (AQ)	1	1	1	2	1	1
BIPHENYL (DIPHENYL) (PHENYLBENZENE)	4	4	4	4	1	4	CALCIUM PHOSPHATE	1	1	-	1	1	1
BLACK POINT 77	1	1	-	4	1	1	CALCIUM SALTS	1	1	-	-	1	1
BLACK SULPHATE LIQUORS	2	2	-	2	1	1	CALCIUM SULFIDE (AQ)	1	1	4	2	1	1
BLAST FURNACE GAS	4	4	4	1	1	-	CALCIUM SULFITE	1	1	-	1	1	1
BLEACH SOLUTIONS	4	2	4	2	1	1	CALCIUM THIOSULPHATE	2	2	-	1	1	1

Ratings: 1 = Minor effect 2 = Moderate effect 3 = Static only 4 = Not recommended - = Insufficient data

(AQ) = Aqueous

Compound compatibility chart - (cont.)

	Lip material							Lip material					
	R/D	H	P	S	V	M		R/D	H	P	S	V	M
CALICHE LIQUORS	1	1	-	2	1	1	COBALT CHLORIDE (AQ)	1	1	4	2	1	1
CANE SUGAR LIQUORS	1	1	4	1	1	1	COCOANUT OIL	1	1	1	1	1	4
CAPORIC ALDEHYDE	-	-	-	2	4	1	COD LIVER OIL	1	1	1	2	1	4
CARBAMATE	3	3	4	-	1	1	COFFEE (BASICALLY WATER)	1	1	-	-	1	1
CARBITOL	2	2	4	2	2	2	COKE OVEN GAS	4	4	4	2	1	4
CARBOLIC ACID (PHENOL)	4	4	4	4	1	3	COLICHE LIQUORS	2	2	-	-	-	2
CARBON BISULFIDE	3	2	3	4	1	4	CONVELEX 10	4	4	-	4	-	-
CARBON DIOXIDE (WET OR DRY)	1	1	-	2	1	1	COOLANOL (MONSANTO)	1	1	-	4	1	4
CARBON DISULFIDE	4	4	-	-	1	1	COOLANOL 45 (MONSANTO)	1	1	-	4	1	3
CARBON MONOXIDE	1	1	-	1	1	1	COPPER ACETATE (AQ)	2	2	4	4	4	1
CARBON TETRACHLORIDE	3	3	4	4	1	4	COPPER CHLORIDE (AQ)	1	1	1	1	1	1
CARBONIC ACID	2	2	-	1	1	1	COPPER CYANIDE (AQ)	1	1	1	1	1	1
CASTOR OIL	1	1	1	1	1	1	COPPER SALTS	1	1	-	1	1	1
CASTROL SYN GL 75W90	1	1	2	2	1	4	COPPER SULFATE (AQ)	1	1	4	1	1	1
CAUSTIC SODA	2	2	3	2	2	1	COPPER SULFATE 10%	1	1	-	1	1	1
CELLOSOLVE	4	4	4	4	3	1	COPPER SULFATE 50%	1	1	-	1	1	1
CELLOSOLVE ACETATE	4	4	4	4	4	1	CORN OIL	1	1	1	1	1	4
CELLOSOLVE BUTYL	4	4	-	4	4	1	COTTONSEED OIL	1	1	1	1	1	3
CELLUGUARD	1	1	-	1	1	1	CREOSOTE (COAL TAR)	1	1	1	4	1	4
CELLULUBE (FRYQUEL)	4	4	4	1	1	4	CREOSOTE (WOOD)	1	1	-	4	1	4
CELLULUBE 220 (SEE MIL-L-19457)	4	4	4	3	3	1	CRESOL	4	4	4	4	1	4
CELLULUBE 90,100,150,220,300,500	4	4	-	1	1	1	CRESYLIC ACID	4	4	4	4	1	2
CELLUTHERM 2505A	2	2	-	4	1	4	CRUDE OIL	2	2	-	4	1	4
CETANE (HEXADECANE)	1	1	-	4	1	4	CUMENE	4	4	4	4	1	3
CHEVRON 50	1	1	1	2	1	4	CUTTING OIL	1	1	-	4	1	4
CHEVRON DELO GREASE	1	1	1	2	1	4	CYCLOHEXANE	1	1	1	4	1	4
CHEVRON DELO SPECIAL	1	1	1	2	1	4	CYCLOHEXANOL	3	3	-	4	1	4
CHINA WOOD OIL (TUNG OIL)	1	1	-	4	1	4	CYCLOHEXANONE	4	4	4	4	3	2
CHLORACATIC ACID	4	4	-	-	4	1	DC44M (DOW CORNING)	3	3	3	3	1	-
CHLOREXTOL	2	2	-	4	1	4	DC44M HI TEMP SILICONE GREASE	3	3	3	3	1	1
CHLORINATED SALT BRINE	4	4	-	4	1	4	DECALIN	4	4	-	4	1	-
CHLORINATED SOLVENTS (WET OR DRY)	4	4	-	4	1	4	DECANE	1	1	1	2	1	4
CHLORINE (DRY)	4	4	4	4	1	4	DELCO BRAKE FLUID	4	2	-	4	4	1
CHLORINE (WET)	4	4	4	4	1	2	DENATURED ALCOHOL	1	1	4	1	1	1
CHLORINE DIOXIDE	4	4	4	-	1	2	DETERGENT SOLUTIONS	1	1	4	1	1	1
CHLORINE TRIFLUORIDE	4	4	4	4	4	4	DEVELOPING FLUIDS	1	1	-	1	1	1
CHLOROACETIC ACID	4	4	4	-	4	1	DEXRON	1	1	1	4	1	4
CHLOROACETONE	4	4	4	4	4	1	DIACETONE	4	4	4	4	4	1
CHLOROBENZENE	4	4	4	4	1	4	DIACETONE ALCOHOL	4	4	4	2	4	1
CHLOROBENZENE (MONO)	4	4	-	4	1	4	DIAZION	4	4	-	4	2	4
CHLOROBROMOMETHANE	4	4	4	4	1	2	DIBENZYL ETHER	4	4	-	-	4	1
CHLOROBUTADIENE	4	4	4	4	1	3	DIBENZYL SEBECATE	4	4	4	3	2	1
CHLORODANE	2	2	-	4	1	-	DIBROMOETHYLBENZENE (ALKAZENE)	4	4	4	4	2	4
CHLORODODECANE	4	4	4	4	1	3	DIBUTYL AMINE	4	4	4	3	4	1
CHLOROFORM	4	4	4	4	1	4	DIBUTYL ETHER	4	4	3	4	3	4
CHLOROSULFONIC ACID	4	4	4	4	4	1	DIBUTYL PHTHALATE	4	4	4	2	3	1
CHLOROTOLUENE	4	4	4	4	1	4	DIBUTYL SEBECATE	4	4	4	2	2	1
CHLOROX (SODIUM HYPOCHLORITE)	2	2	4	2	1	2	DICHLORO-BUTANE	2	2	-	4	1	4
CHROM ALUM	1	2	-	1	1	1	DICHLORO-ISOPROPYL ETHER	4	4	3	4	3	3
CHROME PLATING SOLUTIONS	4	4	4	2	1	4	DICYCLOHEXYLAMINE	3	3	4	-	4	4
CHROMIC ACID	4	4	4	3	1	1	DIESEL FUEL	1	1	1	4	1	4
CHROMIC OXIDE .88 WT. %	4	4	-	2	1	1	DI-ESTER LUBRICANT (MIL-L-7808)	2	2	-	4	1	4
CIRCO LIGHT PROCESSING OIL	1	1	-	4	1	4	DI-ESTER SYNETHIC LUBRICANT	2	2	-	4	1	4
CITRIC ACID	1	1	-	1	1	1	DIETHYL BENZENE	4	4	-	4	1	4
CITY SERVICE #5 65,120, &250	1	1	-	4	1	4	DIETHYL ETHER	4	4	3	4	4	4
CITY SERVICE KOOL MOTOR-AP	1	1	-	4	1	4	DIETHYL SEBECATE	2	2	4	2	2	1
CITY SERVICE PACEMAKER #2	1	1	-	4	1	4	DIETHYLAMINE	2	2	4	2	4	1
CM COOLANT #5	1	1	-	-	-	-	DIETHYLENE GLYCOL	1	1	2	2	1	1
COAL TAR (CREOSOTE)	1	1	1	4	1	4	DIFLUORODIBROMOMETHANE	4	4	-	4	-	2
COBALT CHLORIDE (2N)	1	1	-	1	1	1	DIISOBUTYLENE	2	2	4	4	1	4

Ratings: 1 = Minor effect 2 = Moderate effect 3 = Static only 4 = Not recommended - = Insufficient data (AQ) = Aqueous

Compound compatibility chart - (cont.)

	Lip material							Lip material					
	R/D	H	P	S	V	M		R/D	H	P	S	V	M
DIISOCTYL SEBACATE	4	2	-	4	2	1	ESSO GX 80W90 (GL-5)	2	2	-	4	1	4
DIISOPROPYL BENZENE	4	4	-	-	1	4	ESSO MOTOR OIL	2	1	1	4	1	4
DIISOPROPYL KETONE	4	4	4	4	4	1	ESSO TRANSMISSION FLUID (TYPE A)	1	1	-	4	1	4
DIISOPROPYLIDENE ACETONE	4	4	4	4	4	1	ESSO WS3812 (MIL-L-7808)	1	1	-	4	1	4
DIMETHYL ANILINE (XYLIDINE)	3	3	4	4	4	1	ESSO XP90 EP LUBRICANT	1	1	-	4	1	4
DIMETHYL DISULFITE (DMS)	4	4	4	4	4	-	ESSTIC 42, 43	1	1	-	4	1	4
DIMETHYL ETHER (METHYL ETHER)	2	2	4	4	4	3	ESTERS	1	1	-	4	1	1
DIMETHYL ETHER(MONOMETHYL ETHER)	1	1	4	1	1	-	ETHANE	2	2	-	4	1	4
DIMETHYL FORMAMIDE	2	2	4	2	4		ETHANOL (ETHYL ALCOHOL)	1	1	-	4	1	1
DIMETHYL PHTHALATE	4	4	4	-	2	1	ETHANOLAMINE	2	2	4	1	3	1
DINITROTOLUENE	4	4	4	4	4	4	ETHYL ACETATE	4	4	4	2	4	1
DINITROTOLUENE40/60	4	4	4	4	2	4	ETHYL ACETATE-ORGANIC ESTER	4	4	4	2	4	1
DIOCTYL PHTHALATE	3	3	4	3	2	1	ETHYL ACETOACETATE	4	4	-	2	4	1
DIOCTYL SEBECATE	4	4	4	3	2	1	ETHYL ACRYLATE	4	4	4	2	4	1
DIOXANE	4	4	4	4	4	1	ETHYL ACRYLIC ACID	4	4	4	2	4	1
DIOXOLANE	4	4	4	4	4	1	ETHYL ALCOHOL (ETHANOL)	2	2	4	4	3	1
DIPENTENE	2	2	4	4	1	4	ETHYL BENZENE	1	1	4	1	1	4
DIPHENYL (BIPHENYL) (PHENYBENZENE)	4	4	4	4	1	4	ETHYL BENZOATE	4	4	4	4	1	1
DIPHENYL OXIDES	4	4	4	3	1	4	ETHYL BROMIDE	4	4	4	4	1	4
DMS (DIMETHYL DISULFITE)	4	4	4	4	4	-	ETHYL CELLOSOLVE	2	2	-	4	1	1
DOW CHEMICAL 50-4	3	3	-	-	4	1	ETHYL CELLULOSE	2	2	4	4	4	3
DOW CHEMICAL ET378	4	4	-	4	-	-	ETHYL CHLORIDE	2	2	4	3	2	1
DOW CHEMICAL ET588	4	4	-	-	4	1	ETHYL CHLOROCARBONATE	4	4	4	4	1	4
DOW CORNING -11	1	1	-	4	1	1	ETHYL CHLOROFORMATE	4	4	4	4	1	4
DOW CORNING -1208	1	1	-	4	1	1	ETHYL CYCLOPENTANE	1	1	4	4	1	4
DOW CORNING -200	1	1	-	4	1	1	ETHYL ETHER	2	2	-	4	1	3
DOW CORNING -220	1	1	-	4	1	1	ETHYL FORMATE	3	3	4	4	2	2
DOW CORNING -3	1	1	-	4	1	1	ETHYL HEXANOL	2	2	-	-	1	2
DOW CORNING -33	1	1	-	4	1	1	ETHYL MERCAPTAN	4	2	-	2	2	1
DOW CORNING -4	1	1	-	4	1	1	ETHYL OXALATE	4	4	-	3	2	2
DOW CORNING -4050	1	1	-	4	1	1	ETHYL PENTACHLOROBENZENE	4	4	4	4	1	4
DOW CORNING -44	1	1	-	4	1	1	ETHYL SILICATE	1	1	4	4	1	1
DOW CORNING -5	1	1	-	4	1	-	ETHYLENE	1	1	-	-	1	4
DOW CORNING -510	1	1	-	4	1	1	ETHYLENE CHLORIDE	4	4	-	-	1	3
DOW CORNING -55	1	1	-	4	1	-	ETHYLENE CHLOROHYDRIN	4	4	4	4	2	2
DOW CORNING -550	1	1	-	4	1	1	ETHYLENE DIAMINE	3	3	4	3	4	1
DOW CORNING -6620	1	1	-	4	1	1	ETHYLENE DIBROMIDE	4	4	4	1	1	2
DOW CORNING -704	2	2	-	4	1	1	ETHYLENE DICHLORIDE	4	4	-	4	1	3
DOW CORNING -705	2	2	-	-	1	1	ETHYLENE GLYCOL	2	1	4	4	1	1
DOW CORNING -710	1	1	-	4	1	1	ETHYLENE OXIDE	4	4	3	1	1	2
DOW CORNING -F60	1	1	-	4	1	1	ETHYLENE TRICHLORIDE	4	4	4	4	1	3
DOW CORNING -F61	1	1	-	2	1	1	ETHYLMORPHOLENE STANNUS	4	4	4	4	1	-
DOW CORNING -XF61	1	1	-	4	1	-	FATTY ACIDS	1	1	-	-	2	3
DOW GUARD	1	1	-	1	1	1	FC-43 HEPTACOSOFUOROTRI-	2	2	-	3	1	1
DOWTHERM 209, 50% SOLUTION	4	2	-	4	4	1	FC75 FLOUROCARBON	1	1	-	1	1	1
DOWTHERM A OR E	4	4	-	4	1	4	FERRIC CHLORIDE (AQ)	1	1	-	1	2	1
DOWTHERM OIL	4	4	4	3	1	4	FERRIC NITRATE (AQ)	1	1	1	2	1	1
DRINKING WATER (SEE NOTE RE. WATER)	1	1	-	1	1	1	FERRIC SULFATE (AQ)	1	1	1	3	1	1
DRY CLEANING FLUIDS	3	3	4	4	1	4	FISH OIL	1	1	1	2	1	4
ELF TRANSGEAR 75W85	2	1	1	4	1	4	FLUORINE (LIQUID)	4	4	-	-	2	3
EMERY EMGARD 75W85	2	1	1	4	1	4	FLUOROBENZENE	4	4	4	4	2	4
ELCO 28-EP LUBRICANT	1	1	-	4	1	4	FLUOROBORIC ACID	4	4	4	4	1	1
ENGINE OIL (DIESTER MOTOR OIL)	3	2	4	4	2	4	FLUOROLUBE	1	1	4	1	2	1
ENGINE OIL (HYDROCARBON	2	2	1	1	1	4	FORMALDEHYDE (RT)	1	1	-	1	2	1
EP LUBES	1	1	1	1	1	4	FORMIC ACID	3	3	4	2	1	1
EPICHLOROHYDRIN	2	1	1	4	1	4	FREON 11	2	1	-	2	3	4
EPOXY RESINS	4	4	4	4	4	1	FREON 112	2	1	-	4	1	4
ESAM-6 FLUID	-	-	-	-	4	1	FREON 113	1	1	-	4	1	4
ESSO FUEL 208	-	-	-	-	4	1	FREON 114	1	1	-	4	2	4
ESSO GOLDEN GASOLINE	1	1	-	4	1	4	FREON 114B2	1	1	-	4	2	4

Ratings: 1 = Minor effect 2 = Moderate effect 3 = Static only 4 = Not recommended - = Insufficient data

(AQ) = Aqueous

Compound compatibility chart - (cont.)

	Lip material							Lip material					
	R/D	H	P	S	V	M		R/D	H	P	S	V	M
FREON 115	2	1	-	4	2	1	GULF FRG FLUIDS	1	1	2	4	1	4
FREON 12	1	1	-	-	2	3	GULF FRP FLUIDS	1	1	4	1	1	4
FREON 12 AND ASTM #2 OIL (50/50)	1	1	1	4	2	4	GULF HARMONY OILS	1	1	4	1	1	4
FREON 12 AND SUNISO 4G (50/50)	1	1	-	4	1	4	GULF HIGH TEMPERATURE GREASE	1	1	1	4	1	4
FREON 13	1	1	-	4	1	1	GULF LEGION OILS	1	1	1	4	1	4
FREON 134A	1	1	-	4	1	-	GULF PARAMOUNT OILS	1	1	1	4	1	4
FREON 13B1	1	1	4	4	2	1	GULF SECURITY OILS	1	1	1	4	1	4
FREON 14	1	1	-	4	1	1	GULFCROWN GREASE	1	1	1	4	1	4
FREON 142B	1	1	-	4	1	1	HALOTHANE	1	1	1	4	1	4
FREON 152A	1	1	-	-	4	1	HALOWAX OIL	4	4	4	4	1	4
FREON 21	4	4	-	-	4	4	HANNIFIN LUBE A	4	4	4	4	1	4
FREON 218	1	1	-	4	1	1	HEAVY WATER (DUTERIUM)	1	1	1	3	1	4
FREON 22	4	4	-	-	1	2	HEF (HIGH ENERGY FUEL) 2 & 3	1	1	4	2	-	1
FREON 22 AND ASTM #2 OIL (50/50)	4	4	4	4	1	4	HELIUM	2	2	4	1	1	4
FREON 31	4	4	-	4	2	1	HEXANE	1	1	-	4	1	2
FREON 32	4	4	-	-	4	1	HEXYL ALCOHOL	1	1	1	4	1	4
FREON 502	1	1	-	-	2	1	HIGH VISCOSITY LUBRICANT, H2	2	2	4	2	1	1
FREON BF	2	1	-	-	2	4	HIGH VISCOSITY LUBRICANT, U4	1	1	4	1	1	2
FREON C316	1	1	-	4	1	2	HILO MS #1	1	1	4	1	1	2
FREON C318	1	1	-	-	1	1	HOUGHTO-SAFE 1010,	4	4	4	2	4	1
FREON MF	1	1	-	-	2	4	HOUGHTO-SAFE 1055,	4	4	4	4	2	1
FREON PCA	1	1	-	4	2	1	HOUGHTO-SAFE 1120,	4	4	4	4	2	1
FREON TA	1	1	-	1	2	1	HOUGHTO-SAFE 271 H2O AND	4	4	4	4	1	1
FREON TC	1	1	-	3	3	2	HOUGHTO-SAFE 5040.WATER/OIL	2	1	4	2	1	1
FREON TF	1	1	-	4	1	4	HOUGHTO-SAFE 620 WATER/GLYCOL	1	1	4	2	2	4
FREON TMC	2	1	-	4	2	2	HYDRAULIC OIL (PETROLEUM)	1	1	4	2	1	1
FREON T-P35	1	1	-	2	1	1	HYDRAZINE	1	1	-	2	2	4
FREON T-WD602	2	2	-	1	1	2	HYDROBROMIC ACID	2	2	-	3	1	1
FUEL OIL	2	2	-	4	1	4	HYDROCARBONS (SATURATED)	3	3	4	3	2	1
FUEL OIL, #6	1	1	1	4	1	4	HYDROCHLORIC ACID (COLD) 37%	1	1	2	4	1	4
FUEL OIL, ACIDIC	2	2	-	4	1	4	HYDROCHLORIC ACID (HOT) 37%	2	2	4	4	1	1
FUMARIC ACID	1	1	-	4	1	2	HYDROCHLORIC ACID 3 MOLAR	3	3	4	3	1	1
FUMING SULPHURIC ACID	4	4	4	4	1	4	HYDROCYANIC ACID	4	4	4	4	2	1
FURAN, FURFURAN	4	4	-	4	2	3	HYDRO-DRIV, MIH-10	1	1	1	2	1	4
FURARYL ALCOHOL	4	4	4	-	-	1	HYDRO-DRIV, MIH-50 (PETROLEUM BASE)	1	1	1	2	1	4
FURFURAL	4	4	-	4	4	1	HYDROFLUORIC ACID - ANHYDROUS	3	3	4	2	1	2
FURFURALDEHYDE	4	4	4	4	4	1	HYDROFLUORIC ACID (CONC.) COLD	3	3	4	2	1	1
FYRQUEL (CELLULUBE)	4	4	4	1	1	4	HYDROFLUORIC ACID (CONC.) HOT	4	4	4	4	3	2
FYRQUEL 90,100,150,220,300,500	4	4	4	1	1	2	HYDROFLUOSILICIC	2	2	4	4	1	1
FYRQUEL A60	4	4	-	1	1	4	HYDROGEN GAS	1	1	2	3	2	2
GALLIC ACID	3	2	-	-	1	2	HYDROGEN PEROXIDE (90%)	3	2	4	4	1	3
GASAHOL (10% ETHANOL)	2	2	4	-	1	4	HYDROGEN SULFIDE (WET) COLD	2	2	4	4	1	2
GASOLINE (LEAD AND NO-LEAD)	2	2	4	4	1	4	HYDROGEN SULFIDE (WET) HOT	4	4	4	4	2	2
GEAR OIL	2	1	2	4	1	4	HYDROLUBE-WATER/ETHYLENE	1	1	4	2	2	1
GELATIN	1	1	4	1	1	1	HYDROQUINONE	4	4	4	3	1	2
GIRLING BRAKE FLUID	2	1	4	1	1	1	HYDYNE	2	2	4	2	1	1
GLACIAL ACETIC ACID	4	3	-	4	4	1	HYJET	3	3	4	-	3	1
GLAUBER'S SALT (AQ)	2	1	-	2	2	1	HYJET III	3	3	-	4	4	1
GLUCOSE	1	1	4	2	1	1	HYJET S	4	4	4	-	4	1
GLUE	1	1	2	1	1	1	HYJET W	4	4	4	-	4	1
GLYCEROL TRIOLEATE	1	1	4	1	1	2	HYPOCHLOROUS ACID	4	4	4	4	2	1
GLYCEROL/GLYCERIN	1	1	-	1	1	1	INDUSTRON FF44	1	1	1	4	1	4
GLYCOL	1	1	-	1	1	1	INDUSTRON FF48	1	1	1	4	1	4
GLYCOL BASE	1	1	3	1	1	1	INDUSTRON FF53	1	1	1	4	1	4
GREASE, ESTER BASE	1	1	3	1	1	1	INDUSTRON FF80	1	1	1	4	1	4
GREASE, PAO BASE	2	2	4	3	1	2	IODINE	2	1	-	3	1	2
GREASE, PETROLEUM BASE	1	1	1	2	1	4	IODINE PENTAFLUORIDE	4	4	-	4	4	4
GREEN SULFATE LIQUOR	1	1	1	2	1	4	I-PROPYL ACETATE	4	4	4	4	4	1
GULF ENDURANCE OILS	1	1	2	1	1	1	IRM 903 OIL	1	1	2	3	1	4
GULF FR FLUIDS (EMULSION)	2	1	2	1	1	4	ISOBUTYL ALCOHOL	4	4	4	1	4	1

Ratings: 1 = Minor effect 2 = Moderate effect 3 = Static only 4 = Not recommended - = Insufficient data (AQ) = Aqueous

Compound compatibility chart - (cont.)

	Lip material							Lip material					
	R/D	H	P	S	V	M		R/D	H	P	S	V	M
ISO-BUTYL N-BUTYRATE	4	4	4	4	1	1	MESITYL OXIDE	4	4	-	4	4	1
ISODODECANE	2	2	4	4	1	4	METHANE	1	1	4	-	1	4
ISOOCANE	1	1	1	4	1	4	METHANE, SULFURATED	4	2	4	4	1	4
ISOPHORONE	4	4	4	4	4	1	METHANOL (METHYL ALCOHOL)	1	1	4	1	3	1
ISOPROPANOL	2	1	4	1	1	1	METHYL ACETATE	4	4	4	4	4	1
ISOPROPYL ACETATE	4	4	4	4	4	1	METHYL ACETOACETATE	4	4	4	1	4	2
ISOPROPYL ALCOHOL	2	1	4	1	1	1	METHYL ACETONE	4	4	4	4	4	1
ISOPROPYL CHLORIDE	4	4	4	4	1	4	METHYL ACRYLATE	4	4	-	4	4	1
ISOPROPYL ETHER	2	2	3	4	4	4	METHYL BENZOATE	4	4	4	4	1	4
JP3, JP4, JP5 (SEE MIL-J-5624G)	2	2	4	4	1	4	METHYL BROMIDE	3	2	3	-	1	4
JP6 (SEE MIL-F-25656B)	2	2	3	4	1	4	METHYL BUTYL KETONE	4	4	4	4	4	1
JPX (SEE MIL-F-25604)	1	1	2	4	4	4	METHYL CARBONATE	4	4	4	-	1	4
KEL-F LIQUIDS	1	1	-	4	2	1	METHYL CELLOSOLVE	3	3	4	4	4	1
KEROSENE	1	1	2	4	1	4	METHYL CELLULOSE	2	2	4	2	4	2
KEYSTONE #87 HX-GREASE	1	1	-	1	2	-	METHYL CHLORIDE	4	4	4	4	1	4
KEYSTONE (KSL) DIESTER LUBE	1	1	-	4	1	4	METHYL CHLOROFORMATE	4	4	4	4	1	4
KRYTOX, LVP (DUPONT)	1	1	1	1	1	1	METHYL CYCLOPENTANE	3	3	4	4	1	4
LACQUER SOLVENTS	4	4	4	4	4	4	METHYL D-BROMIDE	4	4	4	4	1	4
LACQUERS	4	4	4	4	3	4	METHYL ETHER	2	2	4	2	2	2
LACTAMS-AMINO ACIDS	4	4	4	4	4	2	METHYL ETHYL KETONE (MEK)	4	4	4	4	4	1
LACTIC ACID (COLD)	2	2	4	1	2	1	METHYL ETHYL KETONE PEROXIDE	4	4	4	2	4	4
LACTIC ACID (HOT)	3	3	4	2	2	2	METHYL FORMATE	4	4	4	2	4	1
LARD	1	1	4	1	1	2	METHYL ISOBUTYL KETONE	4	4	4	3	4	2
LAVENDER OIL	2	2	3	4	1	4	METHYL METHACRYLATE	4	4	4	2	4	4
LEAD ACETATE (AQ)	1	1	-	4	1	1	METHYL OLEATE	4	4	4	-	1	2
LEAD NITRATE (AQ)	1	1	-	4	1	1	METHYL PROPYL SALICYLATE	4	4	4	4	2	2
LEAD SULFAMATE (AQ)	2	2	4	2	1	1	METHYLACRYLIC ACID	4	4	-	-	2	2
LEGROIN (BENZINE)	1	1	-	2	1	4	METHYLENE CHLORIDE	4	4	-	4	2	2
LEGROIN (NITROBENZINE)	2	2	4	3	1	4	METHYLENE DICHLORIDE	4	4	4	4	2	4
LEGROIN (PET ETHER)	1	1	3	4	1	4	MILK	1	1	-	4	1	2
LEHIGH X1169	1	1	1	4	1	4	MIL-A-6091	2	2	2	1	1	1
LEHIGH X1170	1	1	1	4	1	4	MIL-A-8243 B	1	1	3	2	2	1
LEMON OIL	2	2	4	4	1	3	MIL-C-4339 C	1	1	3	3	1	4
LIGHT GREASE, HYDROCARBON BASE	1	1	1	4	1	4	MIL-C-5545 A	2	2	2	4	1	4
LIME BLEACH	1	1	-	4	1	1	MIL-C-6529 C	2	2	2	4	1	4
LIME SULFUR	1	1	-	2	1	2	MIL-C-8188 C	2	2	3	4	2	4
LIME WATER (CALCIUM HYDROXIDE-AQ)	1	1	4	2	1	1	MIL-E-9500	1	1	4	1	1	1
LINDOL (HYDRAULIC FLUID)	4	4	4	3	2	1	MIL-F-16884	1	1	1	4	1	4
LINOLEIC ACID	2	2	4	1	2	4	MIL-F-16929 A	1	1	3	3	1	4
LINSEED OIL	1	1	4	2	1	3	MIL-F-17111	1	1	1	4	1	4
LIQUEFIED PETROLEUM GAS	1	1	3	4	1	4	MIL-F-19605	1	1	-	4	1	4
LIQUID OXYGEN	4	3	3	2	2	3	MIL-F-25172	1	1	-	4	1	4
LUBRICATING OILS (DI-ESTER)	2	2	3	-	1	4	MIL-F-25524 A	1	1	-	4	1	4
LUBRICATING OILS (PETROLEUM)	1	1	1	2	1	4	MIL-F-25558 B (RJ-1)	1	1	1	4	1	4
LYE	2	2	3	1	1	1	MIL-F-25576 C (RP-1)	1	1	1	4	1	4
MAGNESIUM CHLORIDE (AQ)	1	1	-	1	1	1	MIL-F-25656 B	1	1	2	4	1	4
MAGNESIUM HYDROXIDE (AQ)	1	1	3	2	1	1	MIL-F-5566	2	2	4	2	1	1
MAGNESIUM SALTS	1	1	2	1	1	1	MIL-F-5602	1	1	1	3	1	4
MAGNESIUM SULFATE (AQ)	1	1	4	2	1	1	MIL-F-7024 A	1	1	3	4	1	4
MAGNESIUM SULFITE	1	1	4	1	1	1	MIL-G-10924	1	1	1	3	1	4
MALATHION	2	2	-	4	1	4	MIL-G-10924 B	1	1	2	4	1	4
MALEIC ACID	3	3	4	4	1	1	MIL-G-15793	1	1	2	4	1	4
MALEIC ANHYDRIDE	4	4	4	-	2	4	MIL-G-18709 A	1	1	1	3	1	4
MALIC ACID	2	2	4	2	1	4	MIL-G-2108	1	1	1	3	1	4
MCS 312	4	4	4	2	1	4	MIL-G-23827 A	1	1	3	3	1	4
MCS 352.463	4	4	4	3	4	1	MIL-G-25013 D	1	1	2	4	1	4
MEK (METHYL ETHYL KETONE)	4	4	4	4	3	1	MIL-G-25537 A	1	1	2	4	1	4
MERCURY	1	1	-	2	1	1	MIL-G-25760 A	2	2	2	4	1	4
MERCURY CHLORIDE (AQ)	2	2	4	1	2	2	MIL-G-27343	1	1	-	4	1	1
MERCURY VAPORS	1	1	-	-	1	1	MIL-G-27617	4	4	-	4	1	1

Ratings: 1 = Minor effect 2 = Moderate effect 3 = Static only 4 = Not recommended - = Insufficient data

(AQ) = Aqueous

Compound compatibility chart - (cont.)

	Lip material							Lip material					
	R/D	H	P	S	V	M		R/D	H	P	S	V	M
MIL-G-3278	2	1	1	4	1	4	MIL-L-46000 A	1	1	3	3	1	4
MIL-G-5572	1	1	1	4	1	4	MIL-L-46002	1	1	-	3	1	4
MIL-G-4343 B	2	1	1	3	1	2	MIL-L-5020 A	1	1	2	4	1	4
MIL-G-7118 A	2	2	3	4	1	4	MIL-L-6082 A	1	1	2	4	1	4
MIL-G-7187	1	1	1	4	1	4	MIL-L-6082 C	1	1	1	2	1	4
MIL-G-7421 A	2	2	4	4	1	1	MIL-L-6085 A	2	2	3	4	1	4
MIL-G-7711 A	1	1	2	2	1	4	MIL-L-6086 B	1	1	1	3	1	4
MIL-G-81322	1	1	-	3	1	4	MIL-L-6387 A	2	2	2	4	1	4
MIL-H-13862	1	1	1	3	1	4	MIL-L-644 B	1	1	2	3	1	3
MIL-H-13866 A	2	1	1	3	-	4	MIL-L-7645	2	2	3	3	1	4
MIL-H-13910 B	1	1	3	4	1	1	MIL-L-7808 C	2	2	2	3	1	4
MIL-H-13919 A	1	1	1	3	1	4	MIL-L-7808 F	1	1	2	2	1	4
MIL-H-19457 B	4	4	4	4	3	1	MIL-L-7808 H	1	1	2	3	1	4
MIL-H-22072	1	1	3	2	2	1	MIL-L-7870 A	1	1	1	4	1	4
MIL-H-22251	2	2	-	4	1	1	MIL-L-8383 B	1	1	1	3	1	4
MIL-H-25598	1	1	1	3	1	4	MIL-L-9000 F	1	1	2	4	1	4
MIL-H-27601 A	2	2	2	4	1	4	MIL-L-9236 B	2	2	3	4	1	4
MIL-H-46001 A	1	1	1	3	1	4	MIL-M-5559A	1	1	3	2	2	1
MIL-H-46004	1	1	1	3	1	4	MIL-O-11773	1	1	3	3	1	4
MIL-H-5606 B RED OIL	1	1	2	4	1	3	MIL-O-5606	1	1	2	3	1	-
MIL-H-6083 C	1	1	1	4	1	4	MIL-O-6081 C	1	1	1	4	1	4
MIL-H-7083 A	1	1	3	2	2	1	MIL-O-7808	2	2	2	3	1	4
MIL-H-7644	2	2	2	4	1	1	MIL-P-12098	2	2	2	2	1	1
MIL-H-81019 B	1	1	3	3	1	1	MIL-P-27402	2	2	-	4	-	1
MIL-H-83282	1	1	2	4	1	4	MIL-P-46046 A	2	2	2	4	1	1
MIL-H-8446 B (MLO-8515)	2	2	-	4	1	4	MIL-S-21568 A	1	1	1	4	1	4
MIL-I-8660B	1	1	1	4	1	1	MIL-S-3136 B TYPE I	2	1	2	4	1	4
MIL-I-27686 D	1	1	3	2	2	1	MIL-S-3136 B TYPE II	2	2	2	4	1	4
MIL-J-5161 F	1	1	2	4	1	4	MIL-S-3136 B TYPE III	2	2	2	4	1	4
MIL-J-5624 G JP-3, JP-4, JP-5	1	1	3	4	1	4	MIL-S-3136 B TYPE IV	1	1	1	2	1	4
MIL-L-10295 A	1	1	1	3	1	4	MIL-S-3136 B TYPE V	1	1	1	3	1	4
MIL-L-10324 A	1	1	1	4	1	4	MIL-S-3136 B TYPE VI	1	1	1	3	1	4
MIL-L-11734 B	1	1	3	1	1	4	MIL-S-3136 B TYPE VII	1	1	1	4	1	4
MIL-L-14107 B	3	2	-	4	1	4	MIL-S-81087	1	1	1	3	1	4
MIL-L-15016	1	1	1	4	1	4	MIL-T-9188 B	4	4	4	4	4	1
MIL-L-15017	1	1	1	4	1	4	MINERAL OIL	1	1	1	2	1	4
MIL-L-15018 B	1	1	1	3	1	4	MINERAL SPIRITS	1	1	1	4	1	4
MIL-L-15019 C	1	1	1	3	1	4	MOBILFLUID 424	1	1	2	4	1	4
MIL-L-15719 A	2	2	2	4	1	2	MOBILITH 220	1	1	1	2	1	4
MIL-L-16958 A	1	1	1	3	1	4	MOBILITH #2	1	1	1	2	1	4
MIL-L-17331 D	1	1	1	4	1	4	MOBIL GLYGOYLE	1	1	4	1	2	1
MIL-L-17353 A	1	1	-	3	1	4	MOBIL SHC 50T	2	1	1	3	1	4
MIL-L-17672 B	1	1	1	3	1	4	MOBILITH SHC 007	1	1	1	2	1	4
MIL-L-18486 A	1	1	1	3	1	4	MOBIL SHC 525	2	1	-	4	1	4
MIL-L-19457	1	1	1	3	1	4	MOBIL SHC 624	1	1	4	4	3	4
MIL-L-19701	1	1	3	4	1	4	MOBIL SHC 626	2	1	4	4	3	4
MIL-L-2104 B	1	1	1	4	1	4	MOBIL SHC 629	2	1	4	4	3	4
MIL-L-2105 B	1	1	1	3	1	4	MOBIL SHC 630	2	1	3	4	2	4
MIL-L-2105 C (API GL-5)	2	2	-	4	1	-	MOBIL SHC 632	2	1	2	4	1	4
MIL-L-21260	1	1	1	4	1	4	MOBIL SHC 634	2	1	1	4	1	4
MIL-L-22396	1	1	1	3	1	4	MOBIL SHC 75W90	1	1	1	4	1	4
MIL-L-23699 A	2	2	3	4	1	4	MONOETHANOLAMINE	2	2	3	4	4	1
MIL-L-25336 B	1	1	3	3	1	4	MONOBROMOBENZENE	4	4	4	4	1	4
MIL-L-25681 C	2	2	2	4	1	1	MONOCHLOROBENZENE	4	4	4	4	1	4
MIL-L-25968	1	1	3	3	1	4	MONOMETHYL ANILINE	4	4	4	-	2	4
MIL-L-26087 A	1	1	1	3	1	4	MONOMETHYL ETHER	2	2	4	-	2	1
MIL-L-27694 A	1	1	-	4	1	1	MONOMETHYL HYDRAZINE	2	2	4	4	-	1
MIL-L-3150 A	1	1	2	4	1	4	MONONITROTOLUENE	4	4	4	4	2	4
MIL-L-3503	1	1	2	4	1	4	MOPAR BRAKE FLUID	3	2	4	3	4	1
MIL-L-3545 B	1	1	1	4	1	4	MOTOR OIL, HYDROCARBON	1	1	1	2	1	4

Ratings: 1 = Minor effect 2 = Moderate effect 3 = Static only 4 = Not recommended - = Insufficient data (AQ) = Aqueous

Compound compatibility chart - (cont.)

	Lip material							Lip material					
	R/D	H	P	S	V	M		R/D	H	P	S	V	M
MUSTARD GAS	4	4	4	1	1	1	PARALKETONE	4	4	-	4	4	4
MYSTIC SYNGUARD SX-7000 75W90	2	1	2	4	1	4	PARKER O-LUBE	1	1	1	2	1	4
MYVACET 9-45	-	-	-	1	-	-	P-CYMENE	4	4	4	4	1	4
NAOC 1	1	1	-	-	1	-	P-D-680	1	1	3	4	1	4
NAPHTHA	1	1	2	3	1	4	P-D-680B	1	1	3	4	1	4
NAPHTHAENIC ACID	2	2	2	4	1	2	PEANUT OIL	1	1	1	1	1	3
NAPHTHALENE	3	3	4	4	1	4	PENTANE, 2 METHYL	1	1	1	4	1	4
NATURAL GAS	1	1	2	4	1	4	PENTANE, 2-4 DIMETHYL	1	1	1	4	1	4
NEATSFOOT OIL	1	1	2	2	1	2	PENTANE, 3 METHYL	1	1	1	4	1	4
NEON	1	1	1	2	1	1	PENNZOIL SYNTHETIC G.O. 80W90	2	1	2	4	2	4
NEVILLE ACID	4	4	-	4	1	2	PERCHLORIC ACID	4	4	-	4	2	2
N-HEPTANE	1	1	2	4	1	4	PERCHLOROETHYLENE	4	4	4	4	1	4
N-HEXALDEHYDE	4	4	-	4	4	1	PETROLEUM - ABOVE 250 DEG. F.	2	1	3	4	1	4
N-HEXENE-1	2	2	2	4	4	4	PETROLEUM - BELOW 250 DEG. F.	1	1	2	4	1	4
NICKEL ACETATE (AQ)	2	2	4	4	4	1	PHENOL (CARBOLIC ACID)	4	4	4	2	1	4
NICKEL CHLORIDE (AQ)	2	2	4	1	1	2	PHENOL, 70%/30% WATER)	4	4	4	4	1	4
NICKEL SALTS	1	1	3	1	1	1	PHENOL, 85%/15% WATER)	4	4	4	4	1	4
NICKEL SULFATE (AQ)	1	1	3	1	1	1	PHENYL ETHYL ETHER	4	4	-	4	3	4
NITER CAKE	1	1	4	1	1	1	PHENYL HYDRAZINE	4	4	4	4	1	3
NITRIC ACID - RED FUMING	4	4	4	4	2	4	PHENYLBENZENE	4	4	4	4	1	4
NITRIC ACID (CONC.)	4	4	4	3	1	3	PHORONE (DISOPROPYLIDENE)	4	4	4	4	4	1
NITRIC ACID (DILUTE)	4	4	4	2	1	2	PHOSPHATE ESTERS	4	4	4	4	4	1
NITROBENZENE	4	4	4	3	3	1	PHOSPHORIC ACID - 20%	2	2	4	1	1	1
NITROBENZINE	1	1	-	4	1	4	PHOSPHORIC ACID - 45%	4	4	4	2	1	1
NITROETHANE	4	4	4	4	4	2	PHOSPHORIC ACID, CONCENTRATED	4	4	4	3	1	2
NITROGEN	1	1	1	1	1	1	PHOSPHORUS TRICHLORIDE	4	4	4	-	1	1
NITROGEN TETROXIDE	4	3	4	4	4	3	PICKLING SOLUTION	4	4	4	4	1	3
NITROMETHANE	4	4	4	4	4	1	PICRIC ACID	4	4	4	4	2	2
NITROPROPANE	4	4	4	4	4	2	PINE OIL	1	1	2	4	1	4
NO. 5 CM COOLANT	4	2	-	4	4	1	PINENE	2	2	4	4	1	4
N-OCTANE	1	1	3	4	1	4	PIPERIDINE	4	4	4	4	4	4
N-PENTANE	1	1	3	4	1	4	PLATING SOLUTION - CHROME	4	4	4	4	1	1
N-PROPYL ACETATE	4	4	-	4	4	2	PLATING SOLUTION - OTHERS	2	2	4	4	1	1
O-A-548A	1	1	3	2	2	1	POLYALKYLENE GLYCOL	1	1	4	4	1	1
O-CHLORONAPHTHALENE	4	4	4	4	2	4	POTASSIUM ACETATE (AQ)	2	2	4	4	4	1
O-CHLOROPHENOL	4	4	4	4	2	4	POTASSIUM CHLORIDE (AQ)	2	2	2	4	1	1
OCTACHLOROTOLUENE	4	4	4	4	1	4	POTASSIUM CUPRO CYANIDE (AQ)	1	1	1	1	1	1
OCTADECANE	1	1	2	4	1	4	POTASSIUM CYANIDE (AQ)	1	1	1	1	1	1
OCTYL ALCOHOL	1	1	4	2	1	1	POTASSIUM DICHROMATE (AQ)	1	1	1	1	1	1
O-DICHLOROBENZENE	4	4	4	4	2	4	POTASSIUM HYDROXIDE (AQ)	2	2	3	2	1	1
OIL #15 (MIL-L-7808A)	2	1	4	4	1	4	POTASSIUM NITRATE (AQ)	1	1	1	1	1	1
OLEIC ACID	1	1	2	4	1	3	POTASSIUM SALTS	1	1	1	1	1	1
OLEUM (FUMING SULFURIC ACID)	4	4	4	4	2	4	POTASSIUM SULFATE (AQ)	1	1	1	1	1	1
OLEUM SPIRITS	2	2	-	4	1	4	POTASSIUM SULFITE	1	1	4	1	1	1
OLIVE OIL	1	1	2	4	1	3	PRESTONE ANTI FREEZE	1	1	4	1	1	1
ORANGE OIL	1	1	-	4	1	-	PRL-HIGH TEMP HYDR OIL	2	1	1	1	1	4
ORONITE 8200 (SEE MIL-H-8446B)	2	2	3	4	1	4	PRODUCER GAS	1	1	2	2	1	4
ORTHOCHLORO ETHYL BENZENE	4	4	4	4	1	4	PROPANE	1	1	4	2	1	4
OS 45 TYPE III (OS45)	2	2	4	4	1	4	PROPANE PROPIONITRILE	1	1	1	4	1	4
OS 45 TYPE IV (OS45-1)	2	2	4	4	1	4	PROPYL ACETONE	4	4	4	4	4	1
OS 70	2	2	-	4	1	4	PROPYL ALCOHOL	1	1	4	3	2	1
O-T-634B	2	2	-	4	1	4	PROPYL NITRATE	4	4	4	3	1	2
OXALIC ACID	2	2	-	2	1	1	PROPYLENE	4	4	4	4	1	4
OXYGEN - (200 - 400 DEGREES F.)	4	2	2	2	1	2	PROPYLENE OXIDE	4	4	4	4	4	2
OXYGEN - COLD	4	1	1	1	2	1	PYDRAUL 10E	4	4	4	4	1	1
OZONE	4	1	1	1	1	1	PYDRAUL 115E, 230E, 312C, 540C	4	4	4	4	1	4
PAINT THINNER, DUCO	4	4	4	1	1	4	PYDRAUL 29ELT, 30E, 50E, 65E, 90E	4	4	4	1	1	2
PALMITIC ACID	1	1	4	4	1	2	PYRANOL	1	1	4	3	1	4
PARA-DICHLOROBENZENE	4	4	4	4	1	4	PYRANOL, TRANSFORMER OIL	1	1	1	4	1	4
PARAGON EP-3 GREASE	1	1	2	2	1	4	PYRIDINE	4	4	4	4	4	2

Ratings: 1 = Minor effect 2 = Moderate effect 3 = Static only 4 = Not recommended - = Insufficient data

(AQ) = Aqueous

Compound compatibility chart - (cont.)

	Lip material							Lip material					
	R/D	H	P	S	V	M		R/D	H	P	S	V	M
PYROGARD 42,43,53,55	4	4	4	4	1	1	SODIUM PHOSPHATES (AQ)	1	1	1	4	1	2
PYROGARD C, D	1	1	4	2	1	4	SODIUM SALT	1	1	1	1	1	1
PYROLIGNEOUS ACID	4	4	4	1	4	2	SODIUM SILICATE (AQ)	1	1	-	1	1	1
PYROLUBE	4	4	4	2	1	2	SODIUM SULFATE (AQ)	1	1	4	1	1	1
PYRROLE	4	4	4	2	4	4	SODIUM SULFITE	1	1	4	1	1	1
QUAKER 613-AS	4	4	4	2	4	1	SODIUM SULPHIDE	1	1	4	1	1	1
RADIATION	2	2	3	1	4	2	SODIUM THIOSULFATE (AQ)	1	1	4	1	1	1
RAPESEED OIL	1	1	2	4	1	1	SOLVASOL #1, 2, 3	2	2	2	4	1	4
RED LINE 100 OIL	1	1	1	4	1	4	SOLVASOL #73, 74	2	2	2	4	1	4
RED OIL (MIL-H-5606)	1	1	2	4	1	3	SOYBEAN OIL	2	1	1	4	1	3
RESCO ULTRA-KOATE XP	1	1	3	1	2	1	SPRY	1	1	1	1	1	2
RJ-1 (MIL-F-25558B)	1	1	1	4	1	4	SR-10 FUEL	1	1	2	4	1	4
PONEX MP GREASE	1	1	1	2	1	4	SR-6 FUEL	2	2	2	4	1	4
RP-1 (MIL-F-25576C)	1	1	1	4	1	4	STANNIC CHLORIDE (AQ)	1	1	-	2	1	1
SAE 30	1	1	1	3	1	4	STANNOUS CHLORIDE (AQ)	1	1	-	-	1	2
SAE 90	1	1	1	1	1	4	STAUFFER 7700	2	2	2	4	1	4
SAE 90 EP (GL-5)	1	1	1	4	1	4	STEAM OVER 300 DEG F. (WATER)	4	4	4	4	3	1
SAL AMMONIAC	1	1	1	3	1	1	STEAM UNDER 300 DEG F. (WATER)	4	4	4	3	2	1
SALICYLIC ACID	2	2	4	2	1	1	STEARIC ACID	1	1	4	2	2	2
SALT WATER	1	1	4	1	1	1	STODDARDS SOLVENT	1	1	1	4	1	4
SANTO SAFE 300	4	4	4	1	1	3	STYRENE	4	4	4	4	2	4
SEWAGE	1	1	4	1	1	1	SUCROSE SOLUTION	1	1	2	1	1	1
SHELL ALVANIA GREASE #2 & #3	1	1	1	2	1	4	SULFITE LIQUORS	2	2	4	4	1	2
SHELL CARNEA 19 AND 29	1	1	1	2	1	4	SULFUR CHLORIDE (AQ)	4	4	4	3	1	4
SHELL DIALA	1	1	-	4	1	4	SULFUR DIOXIDE (DRY)	4	4	4	2	1	2
SHELL 3XF MINE FLUID (FIRE REST)	1	1	4	-	1	4	SULFUR DIOXIDE (WET)	4	4	4	2	2	2
SHELL IRUS 902 & 905	1	1	1	4	1	4	SULFUR DIOXIDE LIQUID	4	4	4	2	2	1
SHELL TELLUS #27 & #33	1	1	1	4	1	4	SULFUR HEXAFLUORIDE	2	2	4	2	3	1
SHELL SPIRAX HD 80W90	1	1	1	4	1	4	SULFUR LIQUORS	2	2	4	4	1	2
SHELL SPIRAX HD 80W140	1	1	1	4	1	4	SULFUR TRIOXIDE	4	4	-	4	1	2
SHELL SPIRAX LONG LIFE EW 80W901	1	1	1	4	1	4	SULFURIC ACID (20% OLEUM)	4	4	4	4	1	4
SHELL UMF (5% AROMATIC)	1	1	1	4	1	4	SULFURIC ACID (CONC.)	4	4	4	4	1	2
SHELL LO HYDRAX 27 AND 29	1	1	-	4	1	4	SULFURIC ACID (DILUTE)	2	2	4	2	1	1
SHELL MACOMA 72	1	1	-	4	1	4	SULFURIC ACID 3 MOLAR	3	3	4	2	1	1
SILICATE ESTERS	1	1	4	4	1	4	SULFUR-MOLTEN	4	2	4	2	1	1
SILICONE GREASES	1	1	1	3	1	1	SULFUROUS ACID	4	4	4	4	1	1
SILICONE OILS	1	1	1	3	1	1	SUNOCO #3661	1	1	1	4	1	4
SILVER NITRATE	1	1	1	1	1	1	SUNOCO ALL PURPOSE GREASE	1	1	1	4	1	4
SINCLAIR OPALINE CX-EP LUBE	1	1	1	4	1	4	SUNOCO SAE 10	1	1	1	4	1	4
SPELLY SOLVENT B, C, E	1	1	-	-	1	4	SUNSAFE (FIRE RESISTANT HYDR FLUID)	1	1	4	-	1	4
SKYDROL 500	4	4	4	3	4	1	SUPER SHELL GAS	1	1	2	4	1	4
SKYDROL 7000	4	4	4	3	2	1	SWAN FINCH EP LUBE	1	1	1	4	1	4
SOAP SOLUTIONS	1	1	4	1	1	1	SWAN FINCH HYPOID	1	1	1	-	1	4
SOCONY MOBIL TYPE A	1	1	1	4	1	4	TANNIC ACID	1	1	4	2	1	1
SOCONY VACUUM AMV AC781 (GREASE)	1	1	1	4	1	4	TAR, BITUMINOUS	2	2	4	2	1	4
SOCONY VACUUM PD959B	1	1	1	4	1	4	TARTARIC ACID	1	1	4	1	1	2
SODA ASH	1	1	2	1	1	1	TERPINEOL	2	2	-	-	1	3
SODIUM ACETATE (AQ)	2	2	4	1	4	1	TERTIARY BUTYL ALCOHOL	2	2	4	2	1	2
SODIUM BICARBONATE (AQ)	1	1	4	1	2	1	TEXACO MULTIGEAR 85W140	1	1	2	4	1	4
SODIUM BISULFITE (AQ)	2	2	4	1	1	2	TEXACO SYN-STAR 75W90	1	1	2	4	1	4
SODIUM BORATE (AQ)	1	1	4	1	1	1	TEXACO SYN-STAR 80W140	1	1	2	4	1	4
SODIUM CARBONATE (SODA ASH)	1	1	4	1	1	1	TEXACO SYN-TORQ GL-5 75W90	1	1	2	4	1	4
SODIUM CHLORIDE (AQ)	1	1	2	1	1	1	TIN SALTS	1	1	-	2	1	2
SODIUM CYANIDE (AQ)	1	1	-	1	1	1	TOLUENE	3	3	4	4	1	4
SODIUM HYDROXIDE (AQ)	1	1	4	1	1	1	TRANSMISSION FLUID TYPE A	1	1	1	2	1	4
SODIUM HYPOCHLORITE (AQ)	2	2	4	2	2	1	TRICHLOROETHANE	4	4	4	4	1	4
SODIUM METAPHOSPHATE (AQ)	1	1	-	1	1	1	TRICHLOROETHYLENE (TRIAD)	4	4	4	4	1	4
SODIUM NITRATE (AQ)	1	1	-	3	1	1	TRICRESYL PHOSPHATE (TCP)	4	4	4	3	1	1
SODIUM PERBORATE (AQ)	2	2	-	4	1	1	TRITHANOLAMINE (TEA)	2	2	4	4	4	1
SODIUM PEROXIDE (AQ)	2	2	4	3	1	1	TRISODIUM PHOSPHATE (TSP)	1	1	4	1	1	1

Ratings: 1 = Minor effect 2 = Moderate effect 3 = Static only 4 = Not recommended - = Insufficient data (AQ) = Aqueous

Compound compatibility chart - (cont.)

	Lip material							Lip material					
	R/D	H	P	S	V	M		R/D	H	P	S	V	M
TURBO OIL #35	1	1	1	4	1	4	W-L-800	1	1	1	3	1	4
TURPENTINE	1	1	2	4	1	4	W-L-820B	1	1	1	3	1	4
TYPE I FUEL (MIL-S-3136)	1	1	2	4	1	4	W-L-825A TYPE I	1	1	1	3	1	4
TYPE II FUEL (MIL-L-3136)	3	2	2	4	1	4	W-L-825A TYPE II	1	1	1	3	1	4
TYPE III FUEL (MIL-L-3136)	2	1	2	4	1	4	W-L-825A TYPE III	2	2	2	4	1	4
UCON HYDROLUBE J-4	1	1	4	1	1	1	W-O-526	1	1	1	3	1	4
UCON LUBRICANT 50-HB100	1	1	-	1	1	1	W-P-216A	1	1	1	3	1	4
UCON LUBRICANT 50-HB260	1	1	-	1	1	1	W-P-236	2	2	2	4	1	4
UCON LUBRICANT 50-HB5100	1	1	-	1	1	1	WAGNER 21B BRAKE FLUID	3	3	4	3	4	1
UCON LUBRICANT 50-HB55	1	1	-	1	1	1	WATER (DEIONIZED)	1	1	-	2	1	1
UCON LUBRICANT 50-HB660	1	1	-	1	1	1	WATER (DISTILLED)	1	1	-	3	1	1
UCON LUBRICANT LB-1145	1	1	-	1	1	1	WATER (FRESH)	1	1	4	3	1	1
UCON LUBRICANT LB-135	1	1	-	1	1	1	WATER (SEA)	1	1	4	2	1	1
UCON LUBRICANT LB-285	1	1	-	1	1	1	WEMCO C	1	1	1	4	1	4
UCON LUBRICANT LB-300X	1	1	-	1	1	1	WHISKEY & ALCOHOLIC BEVERAGES	1	1	4	1	1	1
UCON LUBRICANT LB-625	1	1	-	1	1	1	WHITE GAS	1	1	4	1	1	4
UCON LUBRICANT LB-65	1	1	-	1	1	1	WHITE OIL	1	1	1	4	1	4
UCON OIL LB-385 & 400X	1	1	-	1	1	1	WHITE PINE TAR/OIL	2	2	-	4	1	4
ULTRA-VIOLET LIGHT	1	1	-	1	1	1	WINES	1	1	4	1	1	1
UNIVIS 40 (HYDRAULIC FLUID)	1	1	1	4	1	4	WOLMAR SALTS	1	1	2	1	1	1
UNOCAL 85W140	1	1	1	4	1	4	WOOD ALCOHOL	1	1	4	1	3	1
UNIVOLT #35 (MINERAL OIL)	1	1	1	4	1	4	WOOD OIL	1	1	1	4	1	4
VARNISH	2	2	4	4	1	4	XENON	1	1	1	1	1	1
VEGETABLE OILS	1	1	2	1	1	2	XYLENE (XYLOL)	1	1	4	4	1	4
VERSILUBE F-44, F-50 & F55	1	1	1	3	1	3	XYLIDINE (DI-METHYL ANILINE)	4	4	4	4	1	4
VINEGAR	2	2	4	1	1	1	YEAST	1	1	-	2	1	1
VINYL CHLORIDE	4	4	4	-	1	2	ZEOLITES	1	1	-	-	1	1
W-B-680, BRAKE FLUID	2	2	2	4	1	1	ZINC ACETATE (AQ)	1	1	4	-	3	1
W-G-632	1	1	1	3	1	4	ZINC CHLORIDE (AQ)	1	1	4	2	1	1
W-G-671C	1	1	1	3	1	4	ZINC SALTS	1	1	4	1	1	1
W-H-910	3	3	4	4	1	1							
W-I-530A	1	1	1	3	1	4							
W-K-211D	1	1	-	4	1	4							
W-K-220A	1	1	2	4	1	4							
W-L-751B	2	2	2	4	1	4							

(B) Stainless steel case recommended.

Standard steel case suitable for temperatures under 150°F or 66°C. For environmental considerations, SKF uses water-based adhesives whenever possible. Some water base fluids, such as some cutting fluids, can destroy the nitrile/plain steel bond, while the nitrile compound is not affected by the water.



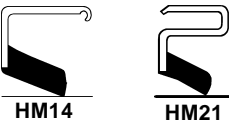
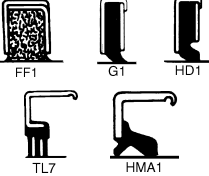
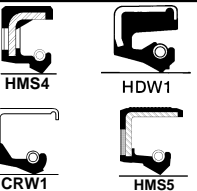
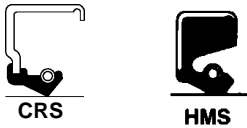

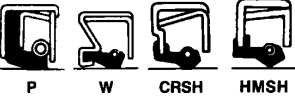



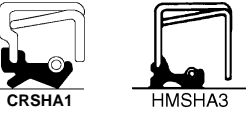


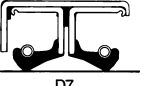




Material shelf life: When kept under common commercial warehouse and distributor store conditions, SKF seals will have a shelf life as shown below:

Nitriles	(HNBR, NBR, XNBR)	5 years +
Fluoroelastomer	(FKM)	10 years +
Silicones	(VMQ)	10 years +

Seals should be protected from dust, light, high temperatures high ozone concentrations, excessive humidity and chemical house environments. These factors are not normally present to a degree that will significantly affect the performance of our product.

Certifications and batch controls are available for specific production runs of seals upon request. Contact SKF for costs and availability.

Small diameter seals



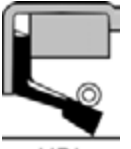


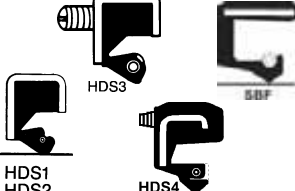




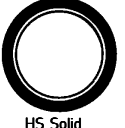

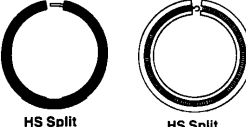







Group no.	Standard line (Preferred design)	Other or obsolete designs (For reference)	Group description
1	 VR1	 VR2 VR3	All rubber V-Ring seals for dirt exclusion. Hand-fitted; no housing required. Will run against case of seal or housing. For use as primary or secondary seal in motors, conveyors, appliances, tools and general machinery.
2	 HM14 HM21	 FF1 G1 HD1 TL7 HMA1	Non-spring-loaded seal for grease retention or dirt exclusion in applications with slower speeds. Not for oil retention. Install with lip facing outward for maximum dirt exclusion. Typical applications are conveyor rollers and vehicle wheels. Heavy-duty type TL handles severe conditions such as disc harrows.
3	 HMS4 HDW1 CRW1 HMS5	 CRS HMS	Single lip, spring-loaded design without inner cases. Most economical general purpose seals. Typical applications include engines, drive axles, transmissions, pumps, electric motors and speed reducers. Where operating conditions exceed standard materials, type CRW offers a wide range of special materials. **See page 21A for Heavy duty (HDW) waveseal.
4	 CRWH1	 P W CRSH HMSH	Single lip, spring-loaded design with inner cases for greater strength and protection of sealing lip. Recommended where assembly of shaft is against the lip. Type CRWH offers a wide range of special materials. Greater strength generally is not required for seals under 2" in shaft size.
5	 HMSA7 HMSA10 CRWA1	 CRWA6 CRSA HMSA	Dual lip design without inner cases. Provides light dirt exclusion enhancing the service life of the lubricant retaining spring-loaded main lip. Where operating conditions exceed standard materials, CRWA offers a wide range of special materials.
6	 CRWHA1	 CRSHA1 HMSHA3	Dual lip design with inner cases. For greater strength and protection of the sealing lip. Recommended where assembly of the shaft is against the seal lip. Where operating conditions exceed standard material, CRWHA offers a wide range of special materials. Provides medium dirt exclusion.
7	 CRWA5	 CRWAR5 CRW5 CRWHA5	Single and dual lip designs for pressure applications. Capable of operating at internal pressures up to 90 psi. Performs significantly better than conventional lip seals. Can be used to replace some mechanical seals. Ideal for smaller pump and general purpose machinery with pressurized seal cavities. (See page 199.)
8	 D7	 C F	Dual lip, dual element designs. Type D7 to separate two fluids. Type C is available for maximum dirt exclusions. A wide variety of materials are available.
9	 X15	 X X12	External lip seals. Designs press-fit on shaft or spindle with sealing element contacting bore. Spring-loaded styles to handle retention of fluid are also available. All styles may be used with lip facing outward to exclude dirt and permit flushing bearing and seal cavities from within. Commonly used in agricultural equipment.
10	 HDDF		Heavy-duty DF mechanical seals. Dual metal-face constructions, premium materials. Use where positive lubrication retention and dirt exclusion are both required. Installed by hand as a cartridge. Ideal for mixers, mining equipment, grinders, rollers or wherever abrasive contamination would cause failure of other seals.

Recommended operating conditions

Operating temperature range		Lip code ★★	Maximum shaft to bore misalignment (STBM)*		Maximum pressure PSI @ FPM	Maximum shaft surface speed FPM
°F	°C					
-40° to 212°F -50° to 392°F	-40° to 100°C -58° to 200°C	R V	0.4mm (.016") 0.5mm (.020") 0.7mm (.028") 1.2mm (.047") 2.0mm (.079")	20.00-38.00mm(.787-1.496") 40.00-65.00mm(1.574-2.559") 70.00-100.00mm(2.756-3.937") 110.00-150.00mm(4.330-5.906") 160.00-199.00mm(6.299-7.835")	10 PSI	Back-up required: None: 0-1600 FPM Axial: 1600-2000 FPM Axial and Radial: 2000-3000 FPM
-65° to 200°F -65° to 200°F -40° to 300°F -40° to 250°F -100° to 325°F	-54° to 93°C -54° to 93°C -40° to 149°C -40° to 121°C -73° to 163°C	F L P R S	.003" TIR @ 0-2000 RPM	.005" @ 0-2000 FPM except TL .010" @ 0-500 FPM	3 PSI @ 0-2000 FPM except 0 PSI for FF	500 FPM TL 1000 FPM FF 2000 FPM all others
-40° to 300°F -40° to 250°F -100° to 325°F -40° to 400°F	-40° to 149°C -40° to 121°C -73° to 163°C -40° to 204°C	P R S V	.020" TIR @ 0-1000 RPM .015" TIR @ 1000-2500 RPM .010" TIR @ 2500-4500 RPM	.015" @ 0-1000 FPM .010" @ 1000-3600 FPM (See page 21A for Type HDW)	10 PSI @ 0-1000 FPM 5 PSI @ 1000-2000 FPM 0 PSI @ 2000-3600 FPM (HDW: 50-35 PSI)	3600 FPM (Type HDW: 5000 + FPM)
-40° to 300°F -40° to 250°F -100° to 325°F -40° to 400°F	-40° to 149°C -40° to 121°C -73° to 163°C -40° to 204°C	P R S V	.020" TIR @ 0-1000 RPM .015" TIR @ 1000-2500 RPM .010" TIR @ 2500-4500 RPM	.015" @ 0-1000 FPM .010" @ 1000-3600 FPM	10 PSI @ 0-1000 FPM 5 PSI @ 1000-2000 FPM 0 PSI @ 2000-3600 FPM	3600 FPM
-40° to 300°F -40° to 250°F -100° to 325°F -40° to 400°F	-40° to 149°C -40° to 121°C -73° to 163°C -40° to 204°C	P R S V	.020" TIR @ 0-1000 RPM .015" TIR @ 1000-2500 RPM .010" TIR @ 2500-4500 RPM	.015" @ 0-1000 FPM .010" @ 1000-3600 FPM	10 PSI @ 0-1000 FPM 5 PSI @ 1000-2000 FPM 0 PSI @ 2000-3600 FPM	3600 FPM
-40° to 300°F -40° to 250°F -100° to 325°F -40° to 400°F	-40° to 149°C -40° to 121°C -73° to 163°C -40° to 204°C	P R S V	.020" TIR @ 0-1000 RPM .015" TIR @ 1000-2500 RPM .010" TIR @ 2500-4500 RPM	.015" @ 0-1000 FPM .010" @ 1000-3600 FPM	10 PSI @ 0-1000 FPM 5 PSI @ 1000-2000 FPM 0 PSI @ 2000-3600 FPM	3600 FPM
-40° to 250°F -40° to 300°F	-40° to 121°C -40° to 149°C	R V	.005" TIR @ 0-2000 RPM	.005" @ 0-2000 FPM	90 PSI @ 0 FPM 50 PSI @ 1000 FPM	2000 FPM
-40° to 300°F -40° to 250°F	-40° to 149°C -40° to 121°C	PP RR	.010" TIR @ 0-1000 RPM .005" TIR @ 1000-2500 RPM	.010" @ 0-1000 FPM .005" @ 1000-2000 FPM	10 PSI @ 0-1000 FPM 5 PSI @ 1000-2000 FPM	2000 FPM
Type X -40° to 250°F	-40° to 121°C	R	.010" TIR @ 0-1000 RPM .005" TIR @ 1000-2500 RPM	.015" @ 0-1000 FPM .005" @ 1000-2000 FPM	10 PSI @ 0-1000 FPM 5 PSI @ 1000-2000 FPM	2000 FPM
Type XTL (X15) -40° to 250°F	-40° to 121°C	R	.003" TIR @ 0-2500 RPM	.010" TIR @ 0-500 FPM	3 PSI @ 0-500 FPM	500 FPM
-40° to 250°F	-40° to 121°C	R	.020 - .030"	.020 - .030"	Intermittent to 50 PSI Continuous to 25 PSI	Intermittent to 750 FPM Continuous to 350 FPM

★★ Lip Code: F - Felt; D - Duralip; H - Duratemp; P - Polyacrylate; R - Nitrile; L - Leather; S - Silicone; V - LongLife™; T - PTFE
* V-rings seal axially, DRO is normally less important than shaft to bore misalignment. Contact SKF for STBM on shafts < 20.00mm (.787")

Large diameter seals

Group no.	Standard line (Preferred design)	Other basic line designs	Group description
1	 HDS7	 HDS6	The HDS7 is a metal cased seal with springless lip optimized for superior exclusion and bearing protection from water and particles or for grease retention. Can be combined in common case with other HDS lip elements. Spacer lugs are optional. HDS6 is a rubber O.D. springless seal with integral spacer lugs (limited number of sizes available).
2	 HDL	 HDLA	The HDL is especially designed to operate in high speed, high dynamic run-out conditions that are also subject to misalignment. Features a secure combination cantilever and garter spring. It can accept high-temperatures and demanding operating conditions including paper and steel mills, shredders and crushers. It adds to the capability of HDS1, 4 & 7 lines. The MP version adds a dust-lip while the TE has an external lip for rotating housings or outside facing contact.
3	 HDS2	 HDS1 HDS2 HDS3 HDS4 SBF	HDS metal clad seals have a single spring loaded lip sealing element. HDS1 features Spring-Lock to enclose the garter spring. HDS2 & 3 add Spring-Kover to bond the spring for extra retention. Optional spacer lugs are used to provide a gap between seals for lubrication. HDS3 has standard Duralip material. HDS4 is a rubber O.D. seal with a special lip section that features a molded in garter spring for complete protection from displacement or mechanical distortion. Available in limited size range. The rubber O.D. SBF has a single lip with open spring and no lug option.
4	 HDSA1 HDSA2	 HDSB1 HDSB2 HDSC1 HDSC2	Similar to basic HDS1-3 seals but increases protection against water and scale ingress by adding a dirt-lip (Duralip or leather). Compact, used where there is insufficient groove width for two separate seals. HDSA & B also retain oil. Dust lip selected according to installation direction (HDSA from spring side, HDSB from air side) while HDSC is designed for maximum exclusion (both elements face the contamination).
5	 HDS1 HDS2	 HDSE1 HDSE2	Dual HDS elements in a single case for easier installation. The HDSD with opposed lips is intended for separation of dual media while the HDSE with tandem seal is intended for high exclusion service. Cavity between elements should be packed with lubricant, and lubrication holes in the case can be provided. The type 2 option adds Spring-Kover.
6	 HS Solid	 HS3 HS4 HS5	All rubber, single element, spring-loaded solid seals that minimize bore damage. HS3 has an open groove, the HS4 has a Spring-Lock groove and HS5 adds Spring-Kover which bonds the spring in for retention during difficult assembly or where contamination could affect the spring. All control grease or oil. Requires cover plate for installation.
7	 HS Split HS Split	 HS7 HS8 HS9	All rubber, single element, spring loaded split seals. Especially useful to minimize lost machine time where the shaft cannot be dismantled. The HS6 has a Spring-Lock groove, the HS8 adds Spring-Kover. Both seal oil. For grease retention, the HS9 is an open groove seal with garter spring while the HS7 has a control wire for easy installation particularly where axial space is limited. All require a cover plate for assembly.
8	 HSF5	 HSF6 HSF7 HSF8 HSF9	All rubber, single element, spring-loaded solid seals with fabric reinforced O.D. that minimize bore damage. Optional Spring-Kover. HSF5 has a Spring-Lock groove. HSF6 offers radial grooves for lubrication between stacked seals. HSF7 has radial grooves and circumferential grooves, HSF8 has a dust-lip and HSF9 has a pressure profile. All require a cover plate for assembly.
9	 HSF1	 HSF2 HSF3 HSF4	All rubber, single element, spring loaded split seals with fabric reinforced O.D. that minimize bore damage. Especially useful to minimize lost machine time where the shaft cannot be dismantled. The HSF1 has a Spring-Lock groove, the HSF2 has radial grooves for lubrication between stacked seals, the HSF3 has radial and circumferential grooves while HSF4 has a dust-lip. All require a cover plate for assembly.
10	 VR4	 VR1 VR3 VR5	All rubber V-ring seal. Mounts directly on the shaft and seals axially against the counterface, housing, etc. Used as the primary or secondary back-up seal. Elasticity allows positioning without unit disassembly. Seals for shafts 16,000" (405 mm) and over can be cut and respliced on location to ease installation.

Recommended operating conditions

Operating temperature range		Lip code ★ ★	Max pressure range	Maximum Shaft to bore misalignment (STBM)	Maximum shaft dynamic runout (DRO)	Maximum shaft surface speed FPM	Ease of installation	Ability to seal light lubes and excl. water
°F	°C							
-40° to 250°F -65° to 225°F -40° to 300°F	-40° to 121°C -54° to 107°C -40° to 149°C	R D H	Not recommended	0.062" (1.57mm)	0.093" TIR (2.36mm)	5,000+ FPM (25.4 M/S)	Excellent	Excellent (grease retention only)
-40° to 250°F -40° to 300°F -40° to 400°F	-40° to 121°C -40° to 149°C -40° to 204°C	R H V	10-15 PSI (.07-.103 MPa)	0.098" (2.5mm)	0.093" TIR (2.36mm)	5000+ FPM (25.4 M/S)	Good	Excellent incl. high speeds and misalignment
-40° to 250°F -65° to 225°F -40° to 300°F -40° to 400°F	-40° to 121°C -54° to 107°C -40° to 149°C -40° to 204°C	R D H	10-15 PSI (.07-.103 MPa)	0.062" (1.57mm)	0.093" (2.36mm)	5000+ FPM (25.4 M/S)	Excellent(HDS2, 3) Good(HDS1)	Excellent for grease and oil lubricants
-40° to 250°F -65° to 225°F -40° to 300°F -40° to 400°F	-40° to 121°C -54° to 107°C -40° to 149°C -40° to 204°C	R D H V	10-15 PSI (.07-.103 MPa)	0.062" (1.57mm)	0.093" (2.36mm)	5000+ FPM (25.4 M/S)	Excellent to good, varies with equipment design.	Excellent (HDSC exclusion only)
-40° to 250°F -65° to 225°F -40° to 300°F -40° to 400°F	-40° to 121°C -54° to 107°C -40° to 149°C -40° to 204°C	R D H V	10-15 PSI (.07-.103 MPa)	0.062" (1.57mm)	0.093" (2.36mm)	5000+ FPM (25.4 M/S)	Excellent(HDSD & E2) Good(HDSD & E1)	Excellent
-40° to 250°F -65° to 225°F -40° to 300°F -40° to 400°F	-40° to 121°C -54° to 107°C -40° to 149°C -40° to 204°C	R D H V	10-15 PSI (.07-.103 MPa) for HS4 & 5 HS3 to 5 PSI (.03 MPa)	0.062" (1.57mm)	0.093" (2.36mm)	HS3 2000/10.2 M/S HS4 3000/15.2 M/S HS5 2500/12.7 M/S	Excellent(HS4, 5) Good(HS3)	Excellent(HS4, 5) Good(HS3)
-40° to 250°F -65° to 225°F -40° to 300°F -40° to 400°F	-40° to 121°C -54° to 107°C -40° to 149°C -40° to 204°C	R D H V	Not Recommended	0.062" (1.57mm)	0.093" (2.36mm)	HS6 2000/10.2 M/S HS7 1500/7.62 M/S HS8 2000/10.2 M/S HS8 1500/7.62 M/S	Fair (HS6, HS9) Excellent (HS7) Good (HS8)	Fair (HS7, HS9) Good (HS8)
-40° to 250°F -40° to 400°F	-40° to 121°C -40° to 204°C	R V	5 PSI (.03 MPa)	0.060" (1.5mm)	0.093" (2.36mm)	5000+ FPM (25.4 M/S) depending on the operating cond.	Good to Excellent depending on mounting space	Excellent
-40° to 250°F -40° to 400°F	-40° to 121°C -40° to 204°C	R V	Not Recommended	0.060" (1.5mm)	0.093" (2.36mm)	5000+ FPM (25.4 M/S) depending on the operating conditions	Fair to Good depending on mounting space	Good
-40° to 250°F -9° to 300°F (Dynamic)	-40° to 121°C -23° to 149°C	R V	Not Recommended	Shaft Dia. To 7.835"(199mm) 7.875" Up(200mm)	Max STBM .079"(2.0mm) .157"(4.00mm)	Support @ FPM Required: None: 1-1600 FPM Axial: 1600-2000 FPM Axial and Radial: 2000-3000 FPM	Excellent	Excellent when operated as an excluder

★ ★ Lip Code: F - Felt; D - Duralip; H - Duratemp; P - Polyacrylate; R - Nitrile (Buna); L - Leather; S - Silicone; V - LongLife™; T - PTFE

Waveseal®

The only standard stock line of molded lip, bi-rotational hydrodynamic shaft seals available anywhere. The *Seal handbook* (457010) lists 2000 + part numbers in over 200 shaft sizes (inch and metric) from .250" through 12.250". Choices allow selection of inner case, dust lip or pressure profiles as needed to solve specific application problems. Rubber materials include nitrile, LongLife™ fluoroelastomer, silicone and polyacrylate to accommodate a wide range of operating conditions.

Zero-interference

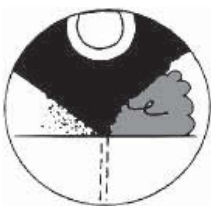
The double-lip Waveseals, CRWA1 and CRWA1 designs, have a special zero-interference dirt lip. It acts as a dirt excluder without actually touching the shaft. There is no heat build-up under the dirt lip because there is no friction and the zero-interference dirt lip reduces the possibility of trapping contamination at the shaft. The primary Waveseal lip provides cool-running, long-lasting, hydrodynamic benefits without the adverse effects of most conventional double lip seals.

Waveseal features:

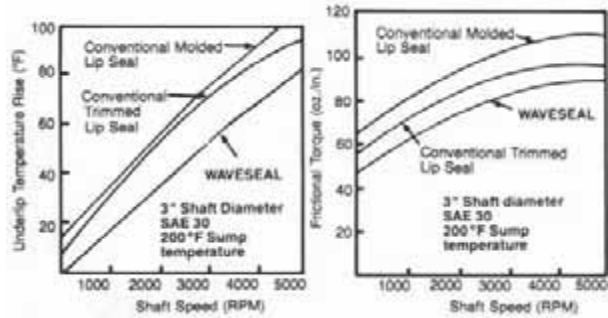
- Bi-rotational, hydrodynamic radial lip design
- Smooth molded lip
- Provides exceptional sealing performance with less lip pressure and a wider contact pattern than required by conventional trimmed lip seals (including other hydro-dynamic types)
- Generates a hydrodynamic action that provides better lip lubrication and greatly reduces shaft wear
- Pumps lubricant in while sealing out contaminants
- Boretite coating on seal O.D.

Waveseal benefits:

- Allows seal to run cooler
- Creates less drag
- Reduces shaft wear
- Extends seal service life
- Ingests fewer contaminants
- Maintains fresh oil film
- Bore-Tite fills small bore imperfections and resists heat and chemical attack

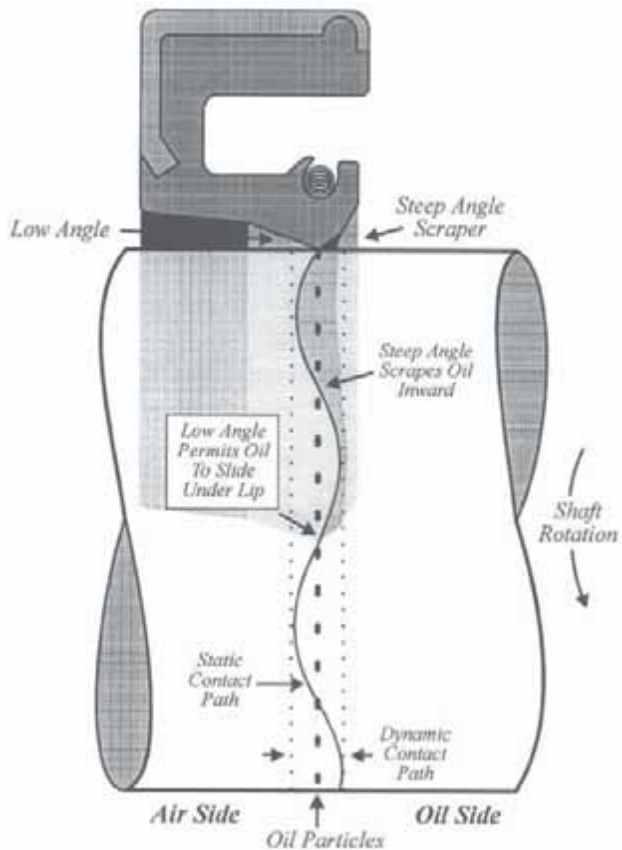


Conventional trimmed lip has sharp edge & rough surface on lube side.



Underlip temperature rise vs. shaft speed. At 2,000 rpm, the Waveseal offers up to 35% less heat built-up under the lip than conventional lip seals.

Frictional torque vs. shaft speed. At 2,100 rpm, the Waveseal offers more than 20% less frictional torque than conventional lip seals.



The SKF Waveseal touches the shaft in a wide 'sine' or wave pattern. Due to this unique design, contact pressure and grooving are minimized, heat generation and friction are reduced. Lubricant is pumped back to the bearing while dirt is pushed away from the lip/shaft interface.

Heavy-duty waveseal

Capabilities

Seal tests conducted on a 6.250" shaft had a mean life of more than 900 hours for the SKF HDW seal vs less than 40 hours for brand "X" seals. Proven in SKF's standard line seals, the Waveseal design features promoting extended seal life are incorporated in the HDW heavy-duty Waveseal.

Temperature range

Nitrile -40°/+250°F (-40°/+121°C)

Operating pressures

50 psi static
35 psi dynamic

Shaft speed 3600 FPM under 8" shaft dia.

5000 FPM over 8" shaft dia.

STBM/TIR 0.020"

Application data

For shafts 5" and larger, the SKF HDW seal is designed for general use as a grease or oil retainer on heavy duty rotating applications, such as found in gear boxes, reducers, winches, drills, grinders, transmissions, motors and rollers.

User benefits

Proven in SKF's standard line seals, the hydrodynamic molded lip runs 25-30% cooler, and lasts up to three times longer than trimmed lip seals, with 20% less drag on the shaft. The rigid seal body withstands rough handling and the molded springs groove prevents spring pop-out and lip roll-over, while being capable of handling up to 35 psi dynamic for pressure lubrication systems.

Design features

Standard HDW design features are, a heavy-duty body shell, a molded Spring-Lock lip, Bore-Tite O.D. sealant, a molded smooth lip hydrodynamic sealing element and a stainless steel spring. Axial and radial (I.D./O.D.) cross-sections in compliance with RMA/SAE standards to fit the broadest range of shaft/bore sizes most commonly used.



HDW1

Size, range, materials, availability

All sizes are available from stock. Contact factory for availability of stainless steel case. Stock shaft diameters range from 5" to 7.938". Contact SKF for availability on larger sizes.

Waveseal for heavy-duty applications

Stock no.	Shaft	Bore	Width	Stock no.	Shaft	Bore	Width	Stock no.	Shaft	Bore	Width
49951	5.000	6.125	0.500	61235	6.125	7.375	0.500	75046	7.500	8.750	0.500
50186	5.000	7.125	0.500	62480	6.250	7.250	0.500	75069	7.500	9.250	0.500
50620	5.063	6.125	0.500	63717	6.375	7.500	0.500	76225	7.625	8.875	0.500
51277	5.125	6.625	0.500	64330	6.438	7.500	0.500	77506	7.750	8.750	0.500
51320	5.125	7.000	0.500	66217	6.625	7.625	0.500	78710	7.875	8.875	0.500
51800	5.188	6.250	0.500	66219	6.625	7.750	0.500	79620	7.938	9.125	0.625
52651	5.250	6.750	0.500	66222	6.625	7.875	0.500				
52655	5.250	7.125	0.500	66230	6.625	8.000	0.500				
53100	5.313	6.375	0.500	67510	6.750	7.750	0.500				
54300	5.438	6.625	0.500	67600	6.750	8.750	0.500				
58709	5.875	6.875	0.500	68730	6.875	8.250	0.500				
58710	5.875	7.000	0.500	68760	6.875	8.500	0.500				
59300	5.938	7.000	0.500	70036	7.000	8.375	0.500				
60009	6.000	7.250	0.500	70041	7.000	8.375	0.500				
60650	6.063	7.500	0.500	71220	7.125	8.250	0.500				
61215	6.125	7.125	0.500	73720	7.375	8.375	0.500				
61230	6.125	7.250	0.500	73730	7.375	8.500	0.500				

WasteWatcher

SKF WasteWatcher

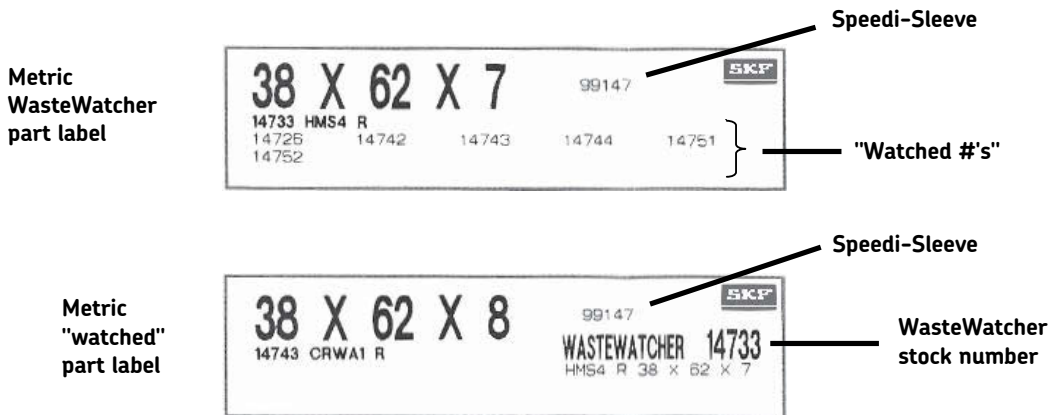
SKF WasteWatcher is a powerful tool developed for our distributors to maximize sales opportunities by streamlining inventories and reducing look-up time, all with fewer stock-keeping-units (SKUs). WasteWatcher numbers are the most popular standard stock number items that have been identified by size and construction type to provide the broadest application coverage. WasteWatcher numbers are usually equal to or narrower than the seals it can replace and are generally the most cost effective part. This allows the WasteWatcher seal to "cover for" different seal design types of the same size to help avoid lost sales.

SKF WasteWatcher inventory stocks are custom planned and built to provide the desired market coverage (service level) that the distributor chooses.

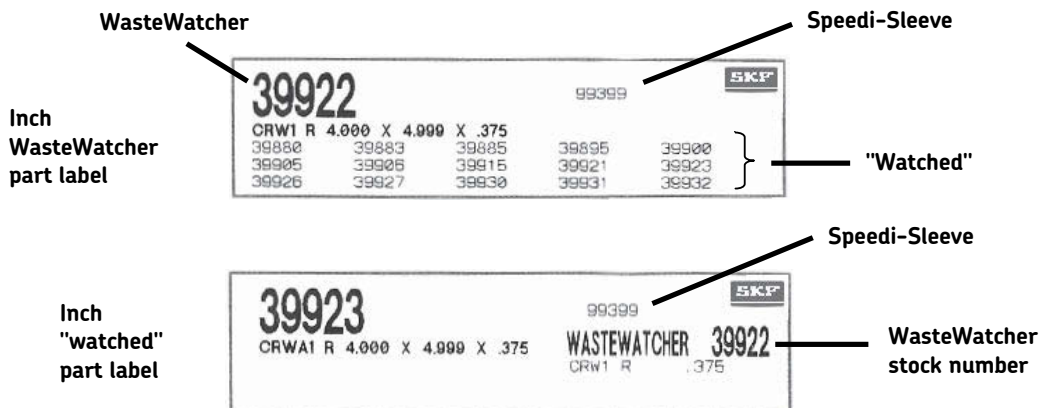
While the SKF Master seal interchange (Catalog #457012) lists over 190,000 interchanges to competitors' item numbers, and this SKF Seal handbook lists over 10,000 seals, the SKF WasteWatcher program allows the distributor to stock the fewest number of seals necessary to achieve the desired coverage level. Programs range from stocking less than 500 part numbers achieving 75% coverage of all inquiries to higher inventory levels with higher rates of coverage.

The SKF WasteWatcher system is complete. All WasteWatcher numbers in this catalog are identified with a triangle (\blacktriangle) for easy use. For more details on the WasteWatcher system, please contact your SKF Representative for your free copy of WasteWatcher stocking guide #457021.

New WasteWatcher bin box labels - metric



New WasteWatcher bin box labels - inch



Part numbering system and introduction

Since SKF's invention and patent of the first integrated shaft seal in 1928, there has been continuous seal research and development. From a selection limited to leather seals and a handful of sizes, SKF's product line has evolved to a standardized line of bonded, molded lip seals in more than 3,000 stock sizes. Leather, at one time the only sealing element material available, has been almost entirely replaced by modern synthetic rubber compounds.

New manufacturing processes, sealing techniques and the compounding and molding of complex elastomer-based systems are only part of this development. The most significant seal advancement has been SKF's introduction of the Waveseal - a birotational, smooth-lip, hydrodynamic design with unparalleled performance, service life and universal applications.

These advancements underlie the contents of this Seal handbook. Here you will find complete details, including:

- Seal selection, servicing, and troubleshooting.
- Seal types and styles -small and large diameter, solid and split, SKF Waveseals, V-rings, heavy-duty DF seals and axial clamp type seals.
- Shaft and bore requirements.
- Illustrated seal installation instructions.

SKF Part numbering system

Each SKF stock number identifies the shaft size for which the seal is designed. For small diameter seals, the approximate shaft size is indicated by inserting a decimal point to the left of the last four digits in the number. For example: #54960 (5.4960) indicates a 5.500" (140 mm) shaft. **Note that metric shaft sizes are cataloged by their inch equivalents in the inch size listing section. A complete size listing of metric seals arranged by metric shaft, bore and widths can be found in the metric-complete size listing section.**

For large diameter seals - over 10" (254 mm) in shaft diameter - you can find the approximate shaft size by inserting a decimal point to the left of the last five digits. For example: #1600560 (16.00560) indicates a 16" (406.5 mm) shaft.

Most HDS metal clad seals and split seals under 10.000" (254 mm), as well as all axial clamp type seals



and special designs are listed under the assigned 500,000 series part numbers which do not relate to shaft size.

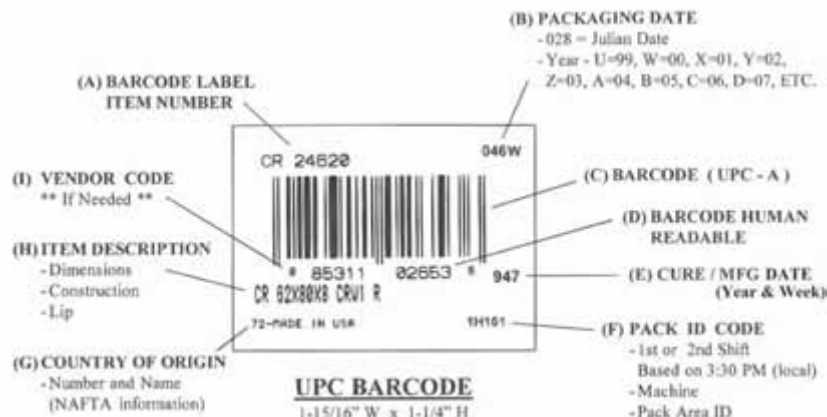
SKF Metric seals include the metric dimensions and additional information directly beneath the stock number on the end flap. This line lists the seal shaft x bore x width in millimeters, the seal construction and lip material code.

*** Warning ***

The SKF seal part number system has been developed by SKF as a support tool for those using and specifying SKF products. Only SKF products are entitled to be designated or identified by these numbers. Use of the SKF seal part numbering or designation system by others constitutes infringement of SKF's proprietary rights, including protection afforded by U.S. and foreign copyright laws, trademark laws, and the laws of unfair competition.

Questions concerning possible misuse or improper use of these numbers, or requests for permission to use such numbers, should be placed in writing and addressed as follows:

SKF Automotive Division
890 N. State St., Suite 200
Elgin, Illinois 60123
Attn: Catalog Manager



Selecting replacement seals

How to select replacement seals

Part number: A seal normally bears a part number which can be identified through the SKF Master interchange (Catalog #457012) or the numerical index (pgs. 232-363) in this handbook.

Size: If there is no number or if the number is illegible, replacements can be selected by matching the sizes to those listed. If an equivalent seal in the same width is not available, select one slightly narrower, or wider if the bore depth permits.

Estimating shaft diameter: At times, seals are not only unmarked, they also have missing sealing elements making size estimation even more difficult. The following charts can help to determine an approximate shaft size, with or without a sealing element, keeping in mind that seal designs vary among manufacturers.

Shaft diameter approximation

Lip inside diameter range	Add to lip I.D.	Metal inside diameter range	Subtract from metal I.D.
Up to 1.000"	.031"	Up to 1.390"	.109"
1.001 - 2.000"	.047"	1.391 - 2.203"	.171"
2.001 - 6.000"	.063"	2.204 - 2.952"	.203"
6.001 - 8.000"	.094"	2.953 - 4.296"	.234"
8.001 - 12.000"	.125"	4.297" Up	.250"

Example

1.464 + .047 = 1.511
(use seal designed for 1.500" or 38 mm shaft)

Example

1.790 - .171 = 1.619
(use seal designed for 1.625" or 41 mm shaft)

Seal design: With the size identified, a style or design may be selected. In many applications it is possible to substitute different seal designs. The recommended operating condition charts (pgs. 16A-19A) are helpful in selecting the most appropriate seal design and type.

Operating conditions: Check the operating limits for the SKF seal selected and refer to the operating conditions charts (pgs. 16A-19A). If a lip material to match the old seal cannot be found in the size listings, contact SKF for assistance.

Pressure: Most seals are designed for maximum service life at 0 psi. As pressure increases, service life usually decreases. Bonded seals in this catalog are normally suitable for use with pressures up to 10 psi., however, the CRW5 and CRWA5 pressure seals are designed for pressures to 50 psi dynamic / 90 psi static.

Sealing element materials: For sealing lip materials, refer to the material and compound selection guide (page 3A) and compound compatibility chart (pages 6A-15A).

Special note: The SKF Waveseal is designed to pump lubricants back into the sump. The spring side of the seal should therefore normally face the lubricant. If contaminant exclusion is more important than lubricant retention, the seal may be turned around. However, a loss of lubricant is to be expected.

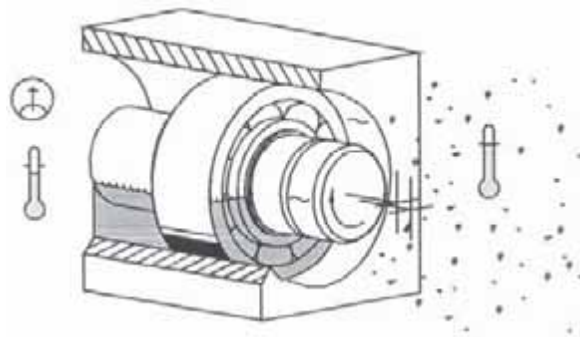
How to select seals for new applications

If the type of seal required is known, refer directly to the size listing (pgs. 1-124) and select the size. Specify **preferred designs** (identified in size listings in bold print) whenever possible. For specific seal selection guidelines, refer to the recommended operating conditions charts for small diameter seals or large diameter seals. Each includes ample information to make a preliminary selection of seal types. The final choice can be made from the size listings.

Selecting alternate materials

Caution should be observed when changing or substituting lip compounds. Hardening, swell or other effects can occur which can significantly reduce service life.

Technical questions can be answered by calling the SKF toll-free line: 1-800-882-0008.



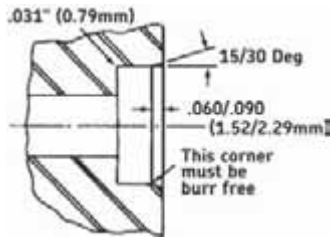
The bore requirements

In addition to the application, characteristics and makeup of the seal, conditions of the bore and shaft must be checked prior to seal mounting. These include configuration, tolerance, hardness, materials, and finish of both shaft and bore, plus shaft speed and eccentricity.

Requirements for the bore and shaft appear on these two pages. Special installation and mounting requirements, other than those listed below, appear within the appropriate seal sections.

Bore configurations

The lead corner, or entering edge, of the bore should be chamfered (as shown below) and free of burrs. The inside corner of the bore should have a maximum radius of .031" (.079 mm).



Bore tolerance

SKF seals are manufactured to RMA/ISO/DIN standards. Seal O.D.'s are manufactured larger than the bore diameter to assure the proper press-fit interference.

The bore tolerances in these charts apply only to ferrous metals. For aluminum housings, no change is needed if rubber O.D. seals are used. Metal O.D. seals and bore diameters greater than 3.000" (76.20mm) and at temperatures above 300°F (149°C), reduce the nominal bore diameter by .001" (.03mm).

Note: The metal case or rubber-covered O.D. is determined by averaging at least three measurements taken at equally spaced positions.

In an inch size stepped bore the depth should exceed the width of the seal by a minimum of .016" (.04mm). For metric sizes add .30mm (.012") to the seal width. For HS and HSF designs, see pages 32A-35A "HS solid and split seals".

Bore hardness

No specific Rockwell hardness is recommended; however, bore hardness should be high enough to maintain interference with the seal's outside diameter.

Bore material

Ferrous and other commonly used metallic materials, like aluminum, are acceptable. However, when non-ferrous bore materials are used, the differential rates of thermal expansion must be considered. Call SKF for an evaluation. For assistance with bore materials, contact your SKF distributor.

Bore finish

A finish of 100 microinches Ra (2.5 micrometers) or smoother should be maintained on applications where a lubricant head up to 3 P.S.I. (20 kPa) is present against the outside diameter of the seal. For aluminum, the finish should be 100 to 200 micro inches Ra (2.5 to 5.0 micro.)

Bore tolerance charts

Inches

Bore diameter	RMA OS-4	Nominal press-fit		Seal O.D. tolerance	
	Bore tolerance	Metal O.D.	Rubber O.D.	Metal O.D.	Rubber O.D.
Up to 2.000	.001	.005	.008	.002	.003
2.001 to 3.000	.001	.0055	.010	.0025	.003
3.001 to 5.000	.0015	.0065	.0105	.003	.003
5.001 to 7.000	.0015	.007	.012	.003	.004
7.001 to 12.000	.002	.0085	.0125	.0035	.004
12.001 to 20.000	.003	.012	.015	.005	.005
20.000 to 40.000	.004	.013	.018	.005	.006
40.001 to 60.000	.006	.016	.020	.006	.007

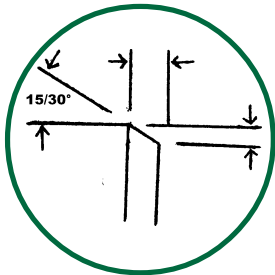
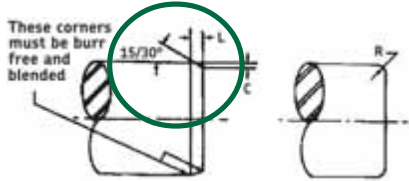
Millimeters

Diameter	(ISO/H8) Bore tolerance	Seal O.D. diametral tolerance	
		Metal case	Rubber covered
Over 6 to 10	+ 0.022 - 0.000	+ 0.20 + 0.08	+ 0.30 + 0.15
Over 10 to 18	+ 0.027 - 0.000	+ 0.20 + 0.08	+ 0.30 + 0.15
Over 18 to 30	+ 0.033 - 0.000	+ 0.20 + 0.08	+ 0.30 + 0.15
Over 30 to 50	+ 0.039 - 0.000	+ 0.20 + 0.08	+ 0.30 + 0.15
Over 50 to 80	+ 0.046 - 0.000	+ 0.23 + 0.09	+ 0.35 + 0.20
Over 80 to 120	+ 0.054 - 0.000	+ 0.25 + 0.10	+ 0.35 + 0.20
Over 120 to 180	+ 0.063 - 0.000	+ 0.28 + 0.12	+ 0.45 + 0.25
Over 180 to 250	+ 0.072 - 0.000	+ 0.35 + 0.15	+ 0.45 + 0.25
Over 250 to 300	+ 0.081 - 0.000	+ 0.35 + 0.15	+ 0.45 + 0.25
Over 300 to 315	+ 0.081 - 0.000	+ 0.45 + 0.20	+ 0.55 + 0.30
Over 315 to 400	+ 0.089 - 0.000	+ 0.45 + 0.20	+ 0.55 + 0.30
Over 400 to 500	+ 0.097 - 0.000	+ 0.45 + 0.20	+ 0.55 + 0.30
Over 500 to 630	+ 0.110 - 0.000	+ 0.51 + 0.22	+ 0.65 + 0.35
Over 630 to 800	+ 0.125 - 0.000	+ 0.51 + 0.24	+ 0.75 + 0.40
Over 800 to 1000	+ 0.140 - 0.000	+ 0.56 + 0.25	+ 0.85 + 0.45
Over 1000 to 1250	+ 0.165 - 0.000	+ 0.61 + 0.27	+ 1.00 + 0.55
Over 1250 to 1600	+ 0.195 - 0.000	+ 0.66 + 0.31	+ 1.00 + 0.55

The shaft requirements

Shaft configurations

A burr-free chamfer or radius is required as illustrated below (C = chamfer depth).



Shaft diameter

Shaft diameter (inches)	C	R	Preferred L@15°	Optional L@30°
Up to 4.000	.093	.188	.347	.156
4.001 to 7.000	.125	.250	.466	.218
7.001 to 40.000	.188	.375	.702	.323
40.001 and larger	.250	.500	.933	.433

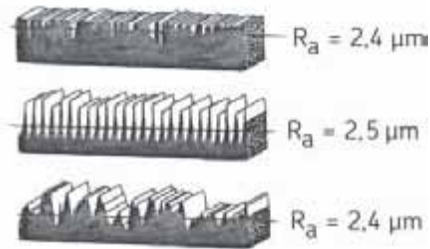
Shaft diameter (millimeters)	C	R	Preferred L@15°	Optional L@30°
Up to 100.0	2.5	4.5	8.5	4.0
100.1 to 180.0	3.0	6.0	11.5	5.0
180.1 to 1000.0	5.0	9.5	18.0	8.0
1000.1 and larger	6.5	12.7	24.0	11.0

Shaft material/finish/hardness

Seals perform best on medium to high carbon steel (SAE 1035, 1045) or stainless steel. Soft shafts with good chrome-plated or nickel-plated surfaces, properly finished, are also acceptable. Soft materials such as brass, zinc, aluminum, magnesium or plastics are not recommended except at low surface speeds (less than 0.50 M/S 100 FPM) and clean environments. Shafts should be hardened to Rockwell C30 or higher to prevent handling damage or abrasive wear.

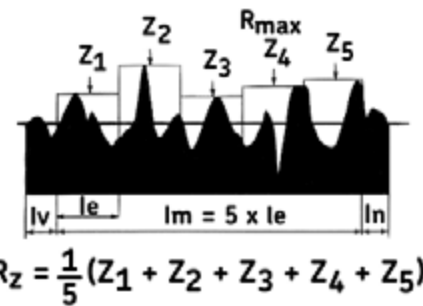
For optimum sealing performance, new industry research recommends that seal countersurfaces should be plunge ground to 9-17 micro inches R_a roughness (0.23-0.43 micro-meters) with a machine lead angle of 0 ± 0.05 degrees. However, shaft finish may still be a cause of seal failure even when this standard is held within the limit. This is because R_a does not fully describe the surface profile. Within the same R_a value, a shaft surface may have very different profiles.

Different finishes with the same R_a

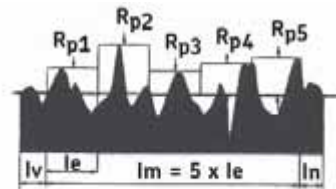


To fully characterize the shaft surface, three additional parameters should be observed:

R_z (DIN) - Average peak to valley height. The arithmetic average of the maximum peak-to-valley height of roughness values Z_1 to Z_5 within five consecutive sampling lengths (l_e) over the assessment length of the filtered profile. (According to DIN 4768/1)

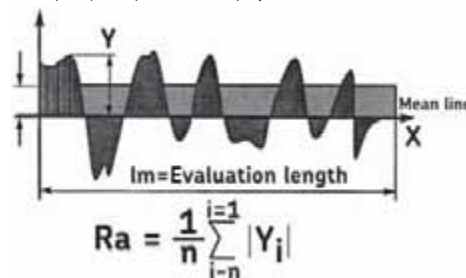


R_{pm} - Average peak to mean height. The arithmetic average value of the five single highest peaks above the mean line R_{p1} - R_{p5} , similar to the R_z (DIN) definition specified in DIN 4768. (According to DIN 4762/1E, ISO/DIS 4287/1)



$$R_{pm} = \frac{1}{5} (R_{p1} + R_{p2} + R_{p3} + R_{p4} + R_{p5})$$

R_a - The arithmetic value of filtered roughness profile determined from deviations about the center line within the evaluation length l_m . (According to DIN 4768/1, DIN 4762/1E, ISO/DIS 4287/1)



The shaft requirements-(cont.)

Further, to avoid distortions of the measurement, the cut-off or assessment length has been shortened from 0.762mm (.030 inch) to .254mm (.010 inch). An M1 filter should be used. The new standard also specifies a shaft lead of $\lt;0\pm 0.05$ degrees as well as other criteria as shown in the chart below:

Shaft recommendations for non-hydrodynamic seals

Shaft manufacturing methods	
Plunge ground (preferred method)	
Shaft lead	$\lt;0\pm 0.05^\circ$
Grinding chatter	No grinding chatter allowed > 45 cycles
Roundness	Out of roundness must be less than 0.00508 mm (0.0002 inch) and a minimum number of lobes.
Lobing	Maximum of 7 lobes at 0.00254 mm (0.0001 inch)
Surface finish	$R_a=0.23-0.43\text{mm}$ (9-17min) & R_z (din)=1.65-2.90mm (65-115min) & $R_{pm}=0.50-1.25\text{mm}$ (20-50min) M1 filter & 0.254mm(0.010 in) cutoff

Significantly, hydrodynamic seals were found to be less sensitive to shaft lead and finish. The study group of 204 seals included 110 SKF Waveseals. There were no failures of the Waveseals while 88 of 94 plain trimmed lips experienced failure.

Shaft eccentricity

Two types of shaft eccentricity affect seal performance; both must be considered.

- Shaft-to-bore misalignment (STBM) - The amount by which the shaft is off center, with respect to the bore's center. Shaft-to-bore misalignment is caused by machining and assembly inaccuracies. To measure, attach a dial indicator to the shaft (between the shaft and bore), rotate the shaft and read the indicator. STBM is half of the Total Indicator Reading (TIR).
- Dynamic run-out (DRO) - The amount by which the shaft does not rotate around the true center. Misalignment, shaft bending, lack of shaft balance and other manufacturing inaccuracies are common causes. To measure, slowly rotate the shaft and read the total movement (TIR) of a dial indicator attached to the bore and held against the side of the shaft.

For specific limitations, see the recommended operating conditions charts for small diameter seals (page 16A) and large diameter seals (page 18A).

Shaft speed

Maximum speeds for effective seal operation depend on shaft finish, pressure, temperature, eccentricity, lubricant or fluid being retained, seal type and other conditions. For example, shaft speeds may be increased when shaft finish is improved or eccentricity (dynamic run-out) is reduced.

Surface speed at the contact point between the seal and shaft expressed in FPM (feet per minute) generally is a better measure for seal selection than RPM (revolutions per minute) See chart on pg. 368 for conversions. For maximum speeds by seal type, refer to the charts on pgs. 16A-19A.

Shaft tolerance

For satisfactory sealing performance, be sure the shaft diameter is within the following RMA or ISO recommended tolerances.

Inches

Nominal shaft diameter (RMA OS-4)	Tolerance
Up to and including 4.000003
4.001 to 6.000004
6.001 to 10.000005
10.001 and larger006

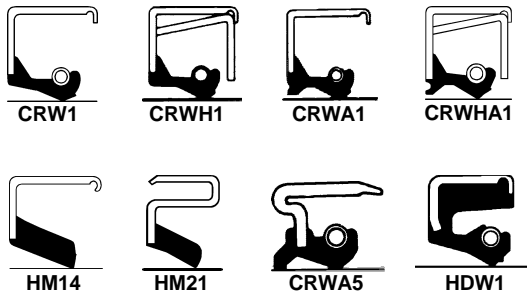
Millimeters

Nominal shaft diameter (ISO h11)	Tolerance
Over 6 to 10	+ 0.000 - 0.090
Over 10 to 18	+ 0.000 - 0.110
Over 18 to 30	+ 0.000 - 0.130
Over 30 to 50	+ 0.000 - 0.160
Over 50 to 80	+ 0.000 - 0.190
Over 80 to 120	+ 0.000 - 0.220
Over 120 to 180	+ 0.000 - 0.250
Over 180 to 250	+ 0.000 - 0.290
Over 250 to 315	+ 0.000 - 0.320
Over 315 to 400	+ 0.000 - 0.360
Over 400 to 500	+ 0.000 - 0.400
Over 500 to 630	+ 0.000 - 0.440
Over 630 to 800	+ 0.000 - 0.500
Over 800 to 1000	+ 0.000 - 0.560
Over 1000 to 1250	+ 0.000 - 0.660
Over 1250 to 1600	+ 0.000 - 0.780
Over 1600 to 2000	+ 0.000 - 0.920
Over 2000 to 2500	+ 0.000 - 0.110
Over 2500 to 3150	+ 0.000 - 0.135

The seal - small and large diameter

Small diameter seals

Generally small diameter seals fit shafts ranging from .125" to 12.500" (3.2 mm to 317.5 mm) in diameter. They are available in a variety of types, styles and lip materials. A SAE 304 stainless steel case and/or SAE 302 spring is standard on some stock numbers and optional on a production basis.



The preferred designs for inch sized small diameter seals are the Wave series: CRW1, CRWA1, CRWH1, CRWHA1, CRW5, CRWA5 and HDW1. They are also offered for selected metric sizes. These SKF Waveseals feature a smooth lip with a birotational hydrodynamic design (see page 20A). The high performance Waveseals are suitable for the widest range of operating conditions. Other preferred designs for special applications are HM14, VR1 and VR4. Rubber covered, plain lip HMS4 and HMSA7 seals are the preferred design for most metric shaft and bore combinations. Metal outer diameter CRS and other designs are also available for many metric sizes.

The single lip designs, CRW1 and CRWH1, are general purpose seals recommended for most applications. Reinforced with an inner shell, CRWH suits shaft sizes over 2" (50.8 mm). CRWA and CRWHA are auxiliary lip designs recommended for applications requiring a lip for dirt exclusion. Designed with an auxiliary lip, CRWA5 is recommended for medium pressure applications. The CRW5 seal is the single lip version of the medium pressure Waveseal.

Rubber covered seals are often specified for metric installations. The rubber covering helps compensate for rougher bores, retaining light media and split housings. The HMS4 has a single plain lip while the HMSA7 adds a dust-lip and are the preferred metric designs. Metric CRS type constructions are generally similar to the CRW series except the lip does not have a Wave feature. They are also used for some inch sizes.

Types HM14 and HM21 are non-spring loaded seals used for grease retention or dirt exclusion in applications with slower speeds.

Type VR1 is an all rubber V-Ring seal. It mounts directly on the shaft and seals axially against a counterface.

Type D7 is a dual element (lip) design used to separate two fluids.

The external, X15 design press-fits on the shaft or spindle, with its sealing (lip) element contacting the bore.

Type HDDF1 is a dual-face seal used where positive lubrication retention and dirt exclusion are both required.

Large diameter seals

Heavy basic industries such as primary metals, construction, wind energy, forestry, mining, and pulp & paper provide a challenging environment for radial shaft seals. Operating in a wide range of speeds, temperatures, and environmental conditions, shaft seals are asked to reliably retain lubrication while keeping harsh contamination from penetrating and potentially damaging capital equipment. Generally, seals for shaft diameters larger than 8 inches (203 mm) are known as large diameter seals (LDS). HDS2 is the preferred design for most applications. The HDL is preferred for conditions including high speeds and run-out.

SKF's LDS are available in a variety of heavy duty styles, configurations and materials.

Several large diameter designs are available: HD metal clad designs (including the HDL ultra high performance series, the technologically advanced EP-2000 grease seal, and the dependable HDS series), all-rubber seals like the premium SBF seal, the HSF fabric reinforced series, solid or split, HS (solid & split), quill wipers, V-Rings and CT clamp seals.

Metal clad seal family

The most popular seal group in the SKF LDS line is the metal clad seal family with the HD seal designs.

The HD designs include the ultrahigh performance HDL, the reliable HDS1, HDS2, HDS3 and the highly engineered EP-2000 (HDS7). SKF's HD seals are specifically designed to withstand the extreme conditions encountered in heavy duty applications.

The seals work exceptionally well in the highly contaminated environment of metal rolling mills, the high speed, high temperature environment of the paper mills, as well as more universal applications such as industrial gearboxes. The metal clad seal family has a product to perform in almost any industrial application.

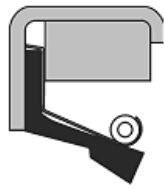
The HDL seal

The HDL is a premium metal clad oil seal that is especially designed to operate in severe conditions including high speeds and temperatures, high run-out, and high misalignment. The excellent high-speed performance characteristics of the HDL make it the preferred design in the severe environment encountered in the rolls of the papermaking machines.

Large diameter seals - HDL & HDS metal clad

The HDL features a stainless steel garter spring that is entrapped by individual finger springs, also made of stainless steel, around the entire circumference of the seal. The spring combination allows the seal to compensate for severe conditions in order to maintain high levels of sealing performance, operational life, and equipment reliability.

The HDL is available in nitrile, Duratemp and Longlife, ensuring that the HDL will perform regardless of speed or temperature. Spacer lugs are available for all products within the HDL line. Available HDL sizes can be found in the complete size listing sections.



HDL

HDS metal clad seals

SKF's HDS metal clad seals are specifically designed to withstand the conditions encountered in heavy-duty applications. They work exceptionally well in rolling mills from the slow speed, abrasive conditions of a scale breaker to the high speed of finishing stands.



HDS1



HDS2



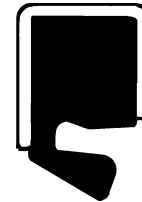
HDS3

HDS1, HDS2, and HDS3

The most commonly used metal clad seal is the HDS series for general purpose applications. HDS seals are divided into the HDS1, HDS2, and HDS3 categories. All three seal versions are encased in a heavy-duty steel shell and a 302 series stainless steel spring is standard. The basic HDS1 has its stainless steel spring mounted in a protective Spring-Lock groove. The Spring-Lock surrounds most of the springs diameter and improves retention under most installations. Where blind installations may increase the risk of spring displacement, the type HDS2 adds a Spring-Kover that bonds the spring into the groove. The HDS3 adds a spark-free inner diameter, standard Duralip material and adjustable spacer lugs. The adjustable lugs are optional on all other HDS models as are fixed width lugs. (See page 30A for the section describing spacer lugs).

The HDS seal product line is available in a wide variety of rubber materials in all sizes ranging from 8 to 62 inches (203 to 1575 mm). Nitrile is standard on all HDS seals

(with the exception of the HDS3 where Duralip is standard), however all seal types can also be ordered in Duralip, Duratemp or LongLife elastomers. See the recommended operating conditions chart for large diameter seals (page 18A).



HDS7

Bearing side →

EP-2000

The newest member of the HD seal family is the EP-2000 (extra performance construction type HDS7).

Water and solid contamination ingress is a common cause for bearing failure. SKF has developed the EP-2000 as a grease seal with enhanced exclusion capabilities.

The highly engineered EP-2000 features a computer optimized, springless lip profile designed to retain lubricants and aggressively pump contamination away from the lip. The increased ability of the EP-2000 to exclude contamination makes it an ideal equipment protector in heavily contaminated environments such as the water and scale present in rolling mill applications.

The springless lip concept of the EP-2000 also reduces radial load. Radial load can be thought of as the 'squeeze' force that the seal exerts on the shaft. High radial load can lead to increased seal wear and elevated underlip temperatures decreasing seal life.

Current customers are reporting easier installation, fewer seal replacements (translating into longer seal life) and an increase in process run time.

The EP-2000 is available in nitrile for common applications, Duratemp® for higher temperature conditions, and Duralip® for applications where extra abrasion resistance is necessary.

It is important to note that the EP-2000 is not available in LongLife™ material.

As with the HDS line, the EP-2000 is available in all shaft sizes ranging from 8 to 62 inches (203 to 1575 mm). Spacer lugs are available for any configuration. See below for specification parameters:


HDS7		
	Inch	Metric
Bore diameter	9.250 to 64.500	234.95 to 1638.30
Shaft size	8.000 to 62.000	203.20 to 1574.80
Difference between Shaft and bore	1.250 to 2.500	31.75 to 63.50
Width	.625 to 1.250	15.88 to 31.75

Note: SKF Large diameter seals are manufactured to order and are non-returnable and non-refundable. See inside back cover for additional information.

Large diameter seals - metal clad and all-rubber

HDS4 and HDS6

Also new are two rubber covered seals, the HDS4 and HDS6. The HDS4 features a patented molded-in garter spring which cannot be displaced during difficult installations and provides superior oil "sealability" while minimizing wear. The HDS6 is a springless version designed for grease retention or contamination exclusion. Nitrile rubber is standard and can be ordered in the full range of HDS rubber compounds. Both are equipped with molded .500" (12.7mm) spacer lugs which can be trimmed or removed as necessary. The HDS4 and 6 are stocked in a limited range of sizes. Contact SKF for information on availability and new sizes additions.



The HDS4 with molded-in spring and HDS6 without spring are currently available for the 6 inch sizes shown below in standard nitrile rubber. Other SKF materials are also offered. New sizes will be progressively added to the line. Contact SKF for specific availability.

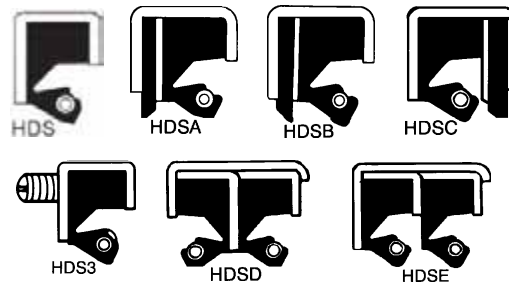
16.000 x 18.000 x .813	21.000 x 23.000 x .750
16.500 x 18.500 x .813	22.000 x 24.000 x .875
18.000 x 20.000 x .875	27.500 x 29.500 x .875

HDS metal clad styles

HDSA, HDSB, HDSC: These are designed with a single, spring-loaded rubber sealing element and an auxiliary Duralip exclusion element. These styles are generally used where there is insufficient space for two seals.

HDSB: These are designed with dual spring-loaded elements with lips facing in opposite directions. They are used for applications requiring the separation of two fluids. A means of lubricating the sealing elements should be provided; the cavity between the elements may be packed with grease or holes may be drilled from the O.D. into the cavity between the lips.

HDSE: These seals feature dual spring-loaded elements with lips facing in the same direction. They are used where a back-up seal is desired for retention or exclusion. As with the HDSB, a means of lubricating the sealing elements should be provided.



Spacer lugs

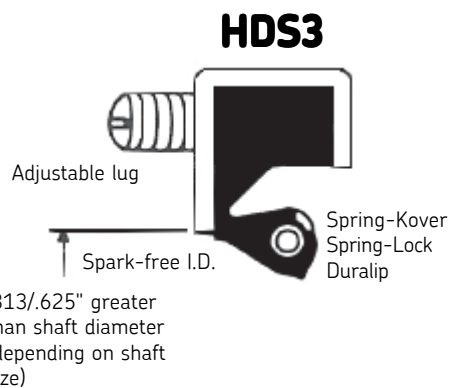
Spacer lugs may be furnished on all metal clad designs to separate seals in multiple installations and provide space for lubrication.

The traditional fixed-width lugs are .375" (9.5 mm) in diameter and are available in widths from .125" to .500" in increments of .063". The fixed-width lug is an available option on all metal clad seals except HDS3.

All standard adjustable lugs are .375" (9.50mm) in diameter and .375" (9.53mm) wide. Lugs with .500" (12.70mm) are available upon request. They may be adjusted to smaller widths in .063" (1.60mm) increments simply by removing the steel washers however the optional .500" lengths may be harder to adjust. Also, they may be removed entirely.

Certain small cross sections may require special narrow .210" (5.33 mm) lugs with a depth range of .063" to .125" (1.6 to 3.18 mm).

The lugs are placed around the heel of the seal in four, six or eight equally-spaced locations, depending on the seal O.D.



Lugs	Seal O.D.	
4 Spacer lugs	O.D. up to 30"	O.D. up to 762mm
6 Spacer lugs	O.D. over 30" to 45"	O.D. 763 to 1143mm
8 Spacer lugs	O.D. over 45"	O.D. over 1144mm

Large diameter seals - metal clad and all-rubber-(cont.)

HDS sizes not listed

HDS seal sizes not listed in this handbook are available, providing that the size falls within the ranges shown in the table below.

Preferred standard HDS metal clad seal sizes and cross-sections ¹			
HDS1, 2, 3 & 7			
	Inches	Millimeters	
Shaft diameter	6.000-62.000"	152.40-1574.80mm	
Bore diameter	7.160-64.210"	181.86-1580.13mm	
Shaft-to-bore difference ²	1.160-2.210"	29.46-56.13mm	
Bore depth (width)	.591-1.250"	15.01-31.75mm	
HDSA, HDSB & HDSC			
	Inches	Millimeters	
Shaft diameter	8.000-40.000"	203.20-1016.00mm	
Bore diameter	9.160-42.210"	232.66-1072.13mm	
Shaft-to-bore difference ²	1.160-2.210"	29.46-56.13mm	
Bore depth (width)	.841-1.500"	21.36-38.10mm	
HDSD & HDSE			
	Inches	Millimeters	
Shaft diameter	8.000-50.000"	203.20-1270.00mm	
Bore diameter	9.160-64.210"	232.66-1326.13mm	
Shaft-to-bore difference ²	1.160-2.210"	29.46-56.13mm	
Bore depth (width)	1.216-1.750"	30.89-44.45mm	
	Inches	Millimeters	Radial limit (STBM)
STBM limits: Up to 8.000"		203.20mm	.060"/1.52mm
	8.001"-13.000"	203.22-330.20mm	.090"/2.29mm
	13.001-62.000"	330.22-1574.80mm	.125"/3.18mm

¹ Not all cross-sections and widths are possible with every shaft diameter. Contact SKF for availability on dimensions at the extreme limits or for sizes outside the standard range.

² Double cup construction over 2.500" difference.

Spring-Lock

Standard on most HDS and HS seals is Spring-Lock, a sealing lip feature that surrounds most of the garter spring's diameter. The Spring-Lock helps hold the spring in position during seal handling, installation and removal. It is standard on all HDS and HS seals (except for the HS3 and HS9 styles which have an open groove).

Spring-Kover

In applications where dirt, water or other contaminants may pose serious problems or where installation could jar the spring out of place, SKF Spring-Kover can be specified. Spring-Kover is a flexible covering which fits over the exposed portion of the stainless steel garter spring. It protects the spring without adversely affecting the spring's capability. Spring-Kover is not available in the open groove designs (HS3 and HS9).

Springs

Springs supplied for most HS series are SAE 302 stainless steel.

Generally, the spring connection for split seals is of the hook and eye type for shafts over 18.000" (457.20mm) and a threaded-type for smaller diameters. HS7 uses a special control wire connector based on SAE 302 outer spring and carbon steel inner wire.

HS solid and split seals

Type HS seals, available in solid round and split versions, are all-rubber, large diameter seals designed without an outer shell or metal case. Two types are available - solid and split. The HS style seals featured in this handbook are HS4, HS5, HS6, HS7 and HS8. Older HS3 and HS9 types are only available on a limited basis.

HS solid and split large diameter seals are cataloged by shaft size and priced by the dimensions of the bore for which they are designed. The actual seal is finished oversize to the housing to allow proper compression and stability. All HS seals require a cover plate to compress the seal within the cavity, helping seal the split joint and prevent leakage. The bore depth for HS seals should be +/- .005" (0.13mm) and +/- .004" (0.10mm) for HSF designs. A garter-type spring in the sealing element reinforces lip pressure against the shaft.

HS solid seal designs

The standard styles and types run from 8" to 62.500" (203 mm to 1588 mm) in shaft size. There are three types:

HS3: HS3 is a discontinued seal profile with a single spring-loaded lip element, open groove and no Spring-Kover. A cover plate is required for proper installation. HS4 or 5 should be considered for new installations. Contact SKF for additional information.

HS4: The HS4 seal is an all-rubber solid seal with a single spring-loaded element. It features a Spring-Lock and is recommended for vertical and horizontal shafts. For proper fit, a cover plate is required.



Spring lock feature

HS5: HS5 is the same as HS4 with the addition of a Spring-Kover for added protection against spring-popout and contamination.

Large diameter seals all-rubber - solid and split

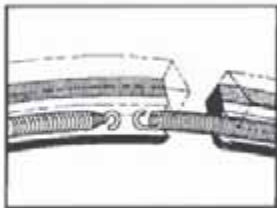
HS split styles

Where downtime is critical and shaft removal is impractical, type HS all-rubber split seals are ideal. They are simply placed around the shaft and pushed into the seal bore, then held firmly by a cover plate which compresses the split joint together. Generally, the spring connection is a threaded type for shafts up to 18" and a hook and eye type for shafts above that (ex. HS7). All HSF types have a threaded connector. Contact SKF regarding other connector requirements.

HS split seals perform best with grease or heavy lubricants on horizontal shafts. The "split" should be located at the top (12 o'clock) position. Light lubricants can be contained if the level is kept well below the shaft centerline, particularly at higher surface speeds. Vertical shafts can only be used in grease lubricant. For secure sealing, HS split seals must never be flooded or loaded with pressure.

HS split seals are available in a wide variety of types, styles and materials. There are four types.

HS6: HS6 is an all-rubber split seal with a single spring-loaded element and a Spring-Lock. HS6 features a separate loose spring and a positive spring connection.



HS7: HS7 is an all-rubber split seal with a single spring-loaded element which has both a Spring-Lock and a Spring-Kover. A control-wire spring connector is used to join the seal together. HS7 is not as positive as other HS types, but it is the easiest to install. The spring is completely enclosed and the connection is made simply by running the control wire into the center of the spring coil across the split (butt joint). Spring tension to hold the sealing lip on shaft is built-in at the factory. For proper fit, a cover plate is required. Due to the unique design that permits easier installation, please note that a gap may occur at the joint even after the cover plate is installed. Special attention to place the gap at the 12 o'clock position during installation is necessary.

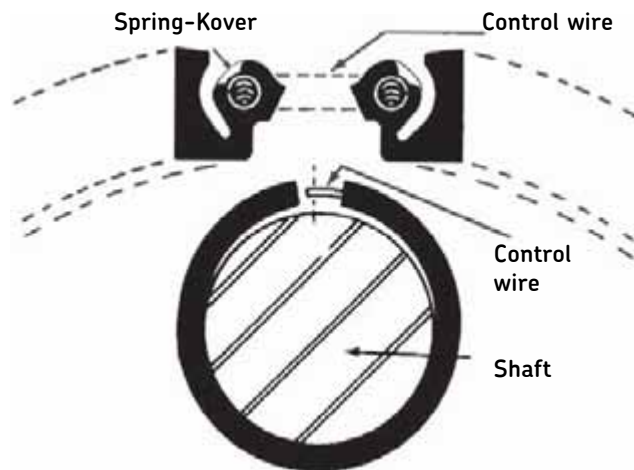
HS8: HS8 is an all-rubber split seal with a single spring-loaded element, Spring-Lock, Spring-Kover and a positive spring connection. The spring is entirely enclosed except for a small portion on either side of the split. HS8 provides the most positive seal of all the split types and is the preferred design for use with lighter lubricant retention and water exclusion. It is recommended for sealing light oils as well as heavy greases. HS8 performs best on horizontal shafts, but may be used on vertical shafts. For proper fit, a cover plate is required.



HS8

HS9: HS9 is a discontinued seal profile with limited availability. It has a single spring-loaded lip element, open groove and no Spring-Kover. It is used for grease retention on horizontal shafts. A cover plate is required for proper installation. HS6, 7 or 8 should be considered for new installations. Contact SKF for additional information.

HS7 seal control wire feature, used on HS7



Large diameter seals all-rubber-solid and split-(cont.)

HS seals selection chart

Features	Solid types			Split types★			
	HS3	HS4	HS5	HS6	HS7	HS8★	HS9
Spring groove type	Open groove	Spring-Lock	Spring-Lock	Spring-Lock	Spring-Lock	Spring-Lock	Open Groove
Spring connection	Factory made	Factory made	Factory made	Threaded/hook & eye	Control wire	Threaded/hook & eye	Threaded/hook & eye
Spring Kover	Not available	None	100% covered	None	100% covered	Covered except ends	Not available
Ability to seal light lubes	Good	Good	Good	Good	Poor	Good	Fair
Misalignment tolerance (STBM)	.062" (1.57mm)	.062" (1.57mm)	.062" (1.57mm)	.062" (1.57mm)	.062" (1.57mm)	.062" (1.57mm)	.062" (1.57mm)
Eccentricity tolerance (TIR)	.093" (2.36mm)	.093" (2.36mm)	.093" (2.36mm)	.093" (2.36mm)	.093" (2.36mm)	.093" (2.36mm)	.093" (2.36mm)
Maximum speed, FPM (M/S)	2,000 (10.16mm)	3,000 (15.24mm)	2,500 (12.70mm)	2,000 (10.16mm)	1,500 (7.62mm)	2,000 (10.16mm)	1,500 (7.62mm)
Pressure tolerance	Fair	Good	Good	Poor	Poor	Poor	Poor
Ease of installation	Good	Good	Good	Fair	Excellent	Good	Good

★ Preferred design

Note: HS3 and 9 are discontinued designs with limited availability. They can be replaced, and upgraded, by other HS types. Contact SKF for additional information.

HS standard cross sections and width options

Shaft diameter range	Bore diameter range	Difference between shaft and bore	Bore depth	STBM (max.)
6.000 - 73.000" (152.40 - 1854.20mm)	7.000 - 74.000" (177.80 - 1879.60mm)	1.000" (25.40mm)	.500 - .525" (12.70 - 13.34mm)	.060 (1.52mm)
8.000 - 180.000" (203.20 - 4572.00mm)	8.984 - 182.050" (228.19 - 4624.07mm)	.984 - 2.050" (25.00 - 52.07mm)	.500 - .800" (12.70 - 20.32mm)	.090 (2.29mm)
13.000 - 180.000" (330.20 - 4572.00mm)	14.148 - 182.050" (359.36 - 4624.07mm)	1.148 - 2.050" (29.15 - 52.07mm)	.625 - 1.000" (15.87 - 25.40mm)	.125 (3.18mm)

Note: Contact SKF for availability outside the listed size ranges.

Applies only to HS construction. HSF are based on specific sizes.

Large diameter seals all-rubber - solid and split-(cont.)

Rubber covered designs-SBF & HSF

The SKF family of all-rubber seals includes metal inserted (SBF) and fabric-reinforced (HSF) products. The fabric-reinforced versions are available as solid round or with an open joint or split.

The all-rubber seal family offers designers and operators of rotating equipment a number of important operating and installation benefits. All-rubber seals do not score the bore even after repeated installations and extractions. This prevents damage to the metal that can cause bypass leakage. All-rubber seals accept rougher bore finishes, reducing machining costs. They are especially helpful for split housings. They resist corrosion and will not seize in the bore even years after assembly.

Due to lower press-in forces, rubber covered seals are often easier to install particularly in the field or confined spaces. They can be fitted by hand or with simple hand tools even when the diameters are very large. Further, in the case of split seals there is no need to dismount the shaft or other machine components.

SBF


The SBF seal design is a new rubber OD seal with a flexible metal stiffening ring that allows mounting without the use of a cover plate. The SBF seal can be used as an upgrade to non-split rubber fabric seals in many applications that are either grease or oil lubricated. The SBF seals are available in both NBR and FKM materials with optional Spring-Kover.



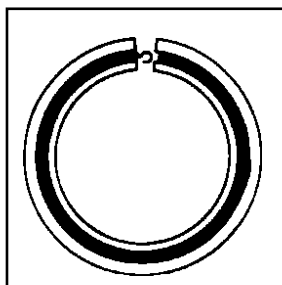
SBF

HSF seals: rubber fabric products

The HSF seals have a rubber outer diameter reinforced with a strong, flexible textile wrap instead of a rigid metal case. The HSF1 (split) and 5 (solid) are the standard general purpose designs. HSF2 (split) and 6 (solid) add a radial lubrication groove. The HSF3 (split) and 7 (solid)



HSF solid



HSF split

have both radial and circumferential lubrication grooves. HSF4 (split) and 8 are dust-lip versions without grooves. HSF9 is a pressure profile, solid type only. The HSF series are mainly used in heavy-duty applications including gear drives, propeller shafts, cold and hot mill bearing chocks, pumps and paper making machines.



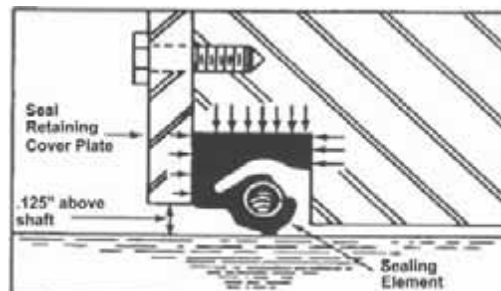
Bore depth for HSF seals should be $\pm .004"$ (.10mm)

To attain optimum sealing performance, a retaining or cover plate is necessary to properly install and apply all HSF seals. The plate creates an axial preload that ensures reliable static sealing performance of the seal. The plate should also be designed to avoid seal distortion upon assembly. The HSF seal types are available in NBR and FKM material.

HSF seal features	Seal construction	
	Split	Solid
universal type	HSF1	HSF5
w/ radial grease ports	HSF2	HSF6
w/ radial and axial grease ports	HSF3	HSF7
dust-lip	HSF4	HSF8
pressure profile	-	HSF9

Cover plates

All HSF type seals, split or solid, are finished oversize to the housing to allow for proper compression and stability in the groove when installed behind a cover plate. This plate is either part of the original machine or is fabricated by the assembler. It should be thick enough not to bend or distort. Generally, a thickness of .250" to .500" (6.35 to 12.70mm) is sufficient. The inner diameter should be .250" (6.35mm) greater than the shaft diameter.



Large diameter seals all-rubber - solid and split-(cont.)

The plate should be secured with bolts, no more than six inches apart, on a bolt circle located as close to the seal housing bore as practical. The cover plate should be flat and the housing bore depth uniform. Splitting the cover plate at 180° will make seal replacement easier, particularly in confined areas.

To block surges of lubricant toward the seal from the inside and to protect the seal from damage from the outside, it is recommended that the cover plate I.D. be as close as practical to the shaft. Generally, .250" (6.35mm) over shaft diameter is sufficient in the presence of shaft misalignment and runout.

Sometimes, supplementary sealing needs to be added. It is impractical to machine the original housing to provide the seal cavity required. In such instances, the seal cavity may be incorporated into a new plate which is bolted into place as illustrated on the bottom right of page 34A.

Multiple seal installation

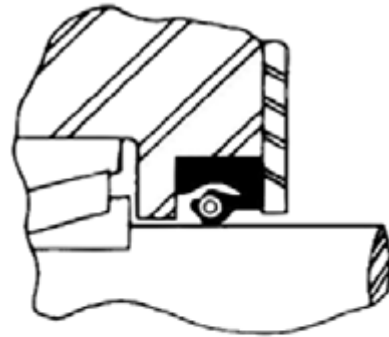
When mounting two HS split seals in one cavity, the locations of the split joints should be staggered 30° to 60°. This will minimize the chance of leakage through the joint. The splits should be located towards the top of the bore. Grease the cavity between the seals to provide lip lubrication for the outer seal.

Seal separators

Where split seals are used in multiples, it is sometimes necessary to provide lubrication between the seals. For best results, a slotted washer can be fabricated and installed between the seals. It should be slotted as shown below (Illus. A) to bring lubricant between the seals through a central groove in the seal housing bore.

Quill wiper seal


Quill wiper seal (HD1): This non-spring-loaded design features a single Duralip sealing element in a narrow width. It can be used anywhere a large diameter seal is required but width restriction is a problem. Applications include steel and aluminum mills, paper-pulp processing equipment, quarries and mines. It also is ideal as a wiper seal (linear motion) for scrap compactors, ramps and similar applications.



Type HS or HSF seal mounted to retain lubricant.



Type HS or HSF seal mounted to exclude foreign material.

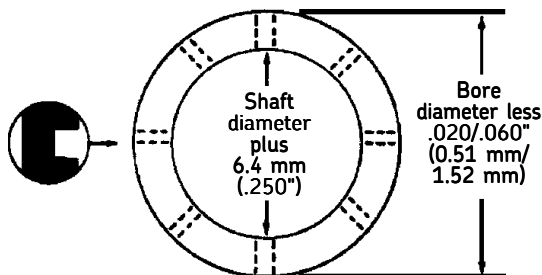


Gasket employed to fill out bore depth.



Type HS or HSF seals in tandem arrangement for maximum lubricant retention. Note use of separator between seal elements.

Illustration A



A separator between two seals can be a slotted washer to provide lubrication circulation.

Details of spacer for central lubrication.

V-ring seals

The V-ring seal is an all-rubber seal that mounts directly on the shaft and seals axially against a counterface, housing, seal case or similar surface.

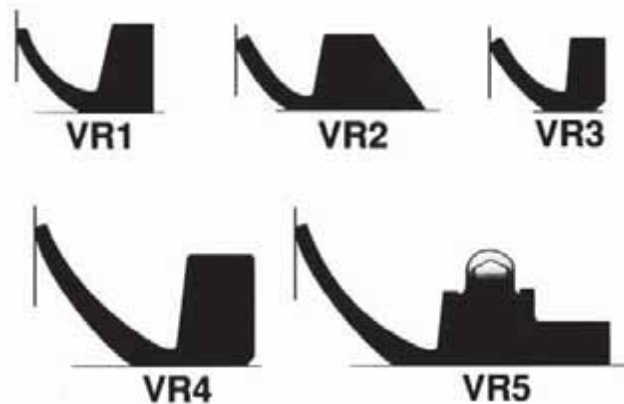
Designed with a long flexible lip, it acts like a mechanical face seal. It can retain lubricants and exclude contaminants. The V-ring can be used as the primary seal or as a secondary back-up seal.

Because it is all rubber and very elastic, it can be stretched over flanges or other assemblies for positioning without any unit disassembly. The V-ring performs well in dry applications and is capable of handling a greater amount of eccentricity and misalignment than most radial lip type seals. Axial movement should however not exceed the axial sealing range of the lip. Each V-ring can be used for a range of different shaft sizes.

In certain applications, V-rings can handle up to 10 psi on the body side only. V-rings should not be used on shafts mounted below sump level.

For greater fluid and heat resistance, LongLife V-rings are available. They can be readily identified by a purple dot marked on the seal or by use of brown seal material. Check SKF for specific availability.

The V-ring comes in five styles:



VR1 - The most common style. Available in the widest range of sizes, from .110" to 79.530" (2.79 mm to 2020 mm) shafts. Nitrile and fluoroelastomer materials. Ideal for conveyor rollers and appliances.

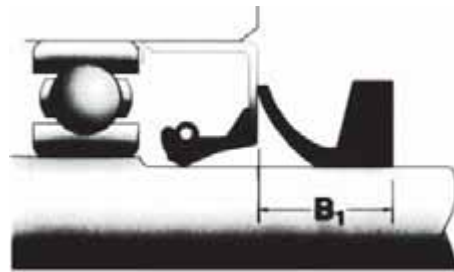
VR2 - The original V-ring, designed with a wide body and tapered heel to firmly hold the ring on the shaft. Available in all sizes from .180" to 8.270" (4.57 mm to 210 mm) shafts. Commonly used in automotive and agricultural applications.

VR3 - Very narrow axial cross-section used in pillow-blocks to replace labyrinth seals. Available for shaft sizes from 4.134" to 24.800" (105 mm to 630 mm).

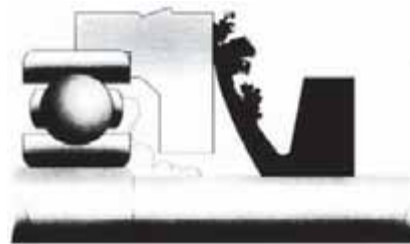
VR4 - The heavy-duty large diameter style commonly used in rolling mills as a dirt/water excluder seal. Available for shaft sizes from 11.811" to 79.134" (300 mm to 2010 mm). Can be stretched up to 2 1/2 times its diameter.

VR5 - This heavy-duty large diameter style can easily be fitted with a standard clamping band for axial fixation in high speed applications. Ideal for steel mills, ball mills and paper mills. Available for shaft sizes from 11.811" to 79.134". (Approx. 300 mm to 2010 mm).

Note: V-ring types VR1, VR3, VR4 and VR5 for shaft sizes larger than 78.740 (2000 mm) are made to special order. The seal profile remains unchanged.



A V-ring can operate directly on metal cased shaft seals. The highly effective "flinger" action extends the life of the main oil seal. Accurate axial positioning (B₁) is important for optimum performance.



V-rings can also run against machine components. Stampings or simple turned surfaces (without sharp peaks or scratches) are sufficient. The roughness can range from 16 to 120 μin (0.4 to 3.0 μm) depending on the application. Steel, cast iron, cold rolled steel stampings and aluminum can be used. Higher hardness is recommended in abrasive condition. SKF brochure 457941 contains additional details.



V-rings can be combined with other components to form a highly effective "sealing system." Here, a VR4 is mounted on a bolted-on shoulder to run against a roll face. The V-ring provides improved protection for both the exclusion and oil retaining shaft seals which are running on an LDSLV4 wear sleeve.

MVR axial shaft seals

For added protection in extremely contaminated applications, in addition to our standard V-ring; SKF also offers the type MVR. The MVR seal also seals axially and functions by combining positive lip contact with centrifugal "slinging" action. However, the MVR seal is different in that the rubber element is stretch fitted into a metal shell. The metal shell is then press-fitted onto the shaft. This shell provides excellent protection from heavy debris and it automatically accommodates high rotating speeds without auxiliary clamping devices.

Advantages/user benefits:

- The metal shell serves as a support and deflector. The rubber body and lip are protected from damage and displacement by external debris (i.e. rocks, viscous media).
- In most cases, the shell also functions as a holder that keeps the rubber lip in position during high surface speeds. No additional axial retention is required. Contact SKF regarding radial retention limits.
- Due to its compact design, narrow installation widths are possible.
- Frictional heat build-up and torque drag are very low compared to contacting radial shaft seals. As rotary

speed increases, the MVR seal lip lifts off the counter-surface starting at about 2362 FPM (12 M/S) and drops to zero contact by 3937 FPM (20 M/S). Like the V-ring, the high rotary speed prevents contamination ingress while minimizing power loss.

- Service life is considerably higher than radial seals in contaminated environments and can extend to thousands of hours.

Construction:

The MVR seal lip is made from an 80 durometer nitrile rubber with very good wear resistance. Other elastomers are possible in production lot orders. There are two versions of the metal shell, the MVR1 and the MVR2 with shell extension. Please refer to the illustrations below for details. The stock metal element is zinc plated cold-rolled carbon steel. Acid resistant steel similar to SAE 316 is available by special order.

Temp range:

Generally the same as NBR V-rings or -40°C to 100°C (-40°F to 212°F).

Contact SKF for information on availability.

MVR1

Stock No	Ø d	Ø D	B	B ₁	Ød ₁	Stock No	Ø d	Ø D	B	B ₁	Ød ₁
MVR1-10	10	24	3.5	1.0	15	MVR1-53	53	73	5.5	1.0	61
MVR1-12	12	26	3.5	1.0	17	MVR1-55	55	75	5.5	1.0	63
MVR1-15	15	30	4.0	1.0	21	MVR1-58	58	78	5.5	1.0	66
MVR1-16	16	32	4.0	1.0	23	MVR1-60	60	80	5.5	1.0	68
MVR1-17	17	32	4.0	1.0	23	MVR1-62	62	82	5.5	1.0	70
MVR1-18	18	33	4.0	1.0	24	MVR1-65	65	85	5.5	1.0	73
MVR1-20	20	35	4.0	1.0	26	MVR1-68	68	88	5.5	1.0	76
MVR1-22	22	40	4.0	1.0	28	MVR1-70	70	90	5.5	1.0	78
MVR1-24	24	40	4.0	1.0	30	MVR1-72	72	92	5.5	1.0	80
MVR1-25	25	40	4.0	1.0	31	MVR1-75	75	95	5.5	1.0	83
MVR1-26	26	40	4.0	1.0	32	MVR1-78	78	98	5.5	1.0	86
MVR1-28	28	43	4.0	1.0	34	MVR1-80	80	100	5.5	1.0	88
MVR1-30	30	47	4.5	1.0	37	MVR1-85	85	105	5.5	1.0	93
MVR1-32	32	49	4.5	1.0	39	MVR1-90	90	110	5.5	1.0	98
MVR1-35	35	52	4.5	1.0	42	MVR1-95	95	115	5.5	1.0	103
MVR1-40	40	57	4.5	1.0	47	MVR1-100	100	120	5.5	1.0	108
MVR1-45	45	62	4.5	1.0	52	MVR1-105	105	125	5.5	1.0	113
MVR1-48	48	65	4.5	1.0	55	MVR1-125	125	148	6.5	1.0	133
MVR1-50	50	70	5.5	1.0	58	MVR1-135	135	159	6.5	1.0	145
MVR1-52	52	72	5.5	1.0	60						

Special designs are available and new sizes are added gradually. At present sizes with outer diameters to 250mm are manufactured.

* Check for availability on all stock numbers listed above.

MVR2

Stock No	Ø d	Ø D	B	B ₁	B ₂	b	Ød ₁	ØD ₁	ØD ₂	t
MVR2-15	15	32	4.0	1.0	6.0	3	21	29	34	0.5
MVR2-17	17	34	4.0	1.0	6.0	3	23	31	36	0.5
MVR2-20	20	37	4.0	1.0	6.0	3	26	34	39	0.5
MVR2-25	25	42	4.0	1.0	6.0	3	31	39	44	0.5
MVR2-30	30	48	4.5	1.0	6.5	3	37	45	50	0.5
MVR2-35	35	53	4.5	1.0	6.5	3	42	50	55	0.5
MVR2-40	40	58	4.5	1.0	6.5	3	47	55	60	0.5
MVR2-45	45	63	4.5	1.0	6.5	3	52	60	65	0.5
MVR2-50	50	72	5.5	1.0	7.5	3	58	68.5	74	0.75
MVR2-55	55	77	5.5	1.0	7.5	3	63	73.5	79	0.75
MVR2-60	60	82	5.5	1.0	7.5	3	68	78.5	84	0.75
MVR2-65	65	87	5.5	1.0	7.5	3	73	83.5	89	0.75
MVR2-70	70	92	5.5	1.0	7.5	3	78	88.5	94	0.75
MVR2-75	75	97	5.5	1.0	7.5	3	83	93.5	99	0.75
MVR2-80	80	102	5.5	1.0	7.5	3	88	98.5	104	0.75
MVR2-85	85	107	5.5	1.0	7.5	3	93	103.5	109	0.75
MVR2-90	90	112	5.5	1.0	7.5	3	98	108.5	114	0.75
MVR2-95	95	117	5.5	1.0	7.5	3	103	113.5	119	0.75
MVR2-100	100	122	5.5	1.0	7.5	3	108	118.5	124	0.75

Special designs are available and new sizes are added gradually. At present sizes with outer diameters to 250mm are manufactured.

* Check for availability on all stock numbers listed above.

PTFE seals®

SKF PTFE seals are assembled, made-to-order radial shaft seals based on PTFE (polytetrafluoroethylene). This thermoplastic material offers a solution for designers and engineers faced with operating conditions that exceed the capabilities of rubber compounds. PTFE has enhanced capabilities in several key seal performance areas:

Extreme temperature: PTFE can accept a wide thermal range from -200 to over 500 °F (-128 to 260 °C). However, temperature must be considered in the context of the total operating conditions.

Chemical resistance: PTFE is chemically inert, which means resistance to degradation by lubricants or agents that can destroy other materials. This includes synthetic oils, acids and oxidizing agents.

High speed: SKF PTFE seals offer reliable sealing performance even where surface speeds exceed 6,000 fpm (30 m/s). Highly specialized versions have operated successfully in excess of 15,000 fpm (76 m/s).


Pressure: Appropriate PTFE seal designs can operate over 500 psi (35 bar). Where lubricating oil is present, a PV factor (fpm x psi) in excess of 250,000 can be accommodated.

Other customer benefits of special PTFE seal designs include dry running capability, acceptance of dynamic run-out of .150" (3.8mm) TIR and the possibility of extremely low torque drag.

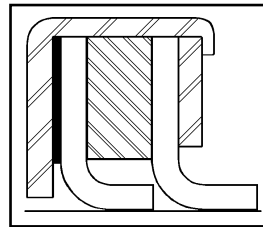
SKF PTFE seals consist of a metal outer diameter case that press-fits into a bore. Various inner metal components locate and retain one or more PTFE elements depending on the application conditions. Internal gaskets prevent by-pass leakage. Different PTFE blends and fillers are matched to the specifications, and can include glass, carbon, graphite, moly and plastic reinforcers and friction modifiers. The metal components are formed by various methods. They are available in cold rolled steel, stainless, titanium and high strength alloys such as Hastelloy and Inconel plus non-ferrous metals including aluminum.

The assembled design permits a wide range of inch and metric sizes from .500 to 50.00 inches (12.7-1270mm). Seal width and cross-section ranges are determined by the seal design. Small or large production runs are possible with minimal or no tooling charge. Larger quantities can be more economically handled by using stampings, many of which are already available.

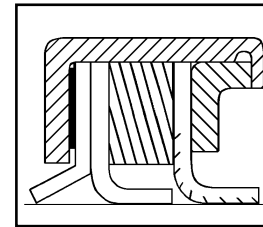
PTFE seals require a high shaft hardness (up to 65HRc depending on conditions) for successful operation. Heat treatable steels and cast iron are preferred. Hard nickel or chrome plating or ceramic coating may be needed in corrosive environments. Plunge grinding with no lead is recommended. Standard finish is 12-20 min Ra (.30-.50 mm) in lubricated service, 6-10 Ra min (.13-.25 mm) in vacuum or dry running conditions. Due to their design, PTFE seals need special handling and installation techniques to avoid damage. In some cases assembly cones are helpful. SKF can assist with assembly tool design and information.



General purpose design for lubricated media and moderate pressure and surface speeds.



Pressure design for service to 500 psi (35 bar). Variations for vacuum and high shaft speeds.



Seal for oil retention with high surface speeds, pressure and protection from outside contamination.

PTFE seals® -(cont.)

Installation

Typically PTFE seal lip elements are fabricated with interference to the shaft and are not as flexible as rubber. Special care should be taken during installation to avoid damaging the lip. If the seal lip will be oriented facing away from the bearings (i.e. for exclusion or vacuum applications) and the shaft has been prepared with a correct chamfer or radius, then the seal can usually be pressed into the bore and the lip will ride up over the nose of the shaft without difficulty. However, when installing the seal with the lip facing in (i.e. to retain lubricant) then an installation cone or bullet tool is recommended. The tool is fabricated so that it slides over the nose of the shaft and provides a smooth "ramp" to expand the seal lip to the shaft diameter. See figure 1 below. Normal press-in practices for the seal outer diameter into the bore should be observed (See page 48A).

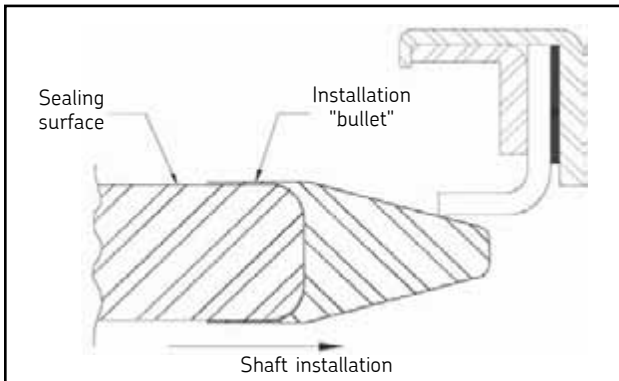


Figure 1

Size range

Most PTFE seals are made to order and assembled from formed metal components and machined lip elements. Due to the flexibility of this process, a wide range of seal sizes and designs to solve many application conditions are possible. The table below can be used as a general reference for hardware dimensions. Normally no tooling charges are necessary.

	Shaft	Cross-section by shaft range	Width
Seal size	0.250 to 60.000" (6.35 to 1524.00mm)	0.250-2.000" (6.35-50.80mm) = min. 0.156" (3.96mm) 2.001-4.000" (50.82-101.60mm) = min. 0.188" (4.78mm) 4.001 - 10.000" (101.63-254mm) = min. 0.250" (6.35mm) 10.001-20.000" (254.02-508mm) = min. 0.375" (9.53mm) >20.001 (508.03mm) = 0.438" (11.13mm)	Depends on the style Single lip standard is min. 0.090 to 2.000" (2.29 -50.80mm) or wider for some designs. Double lip min. 0.250" (6.35mm)

Plastic seals solve extreme service problems

Problem:

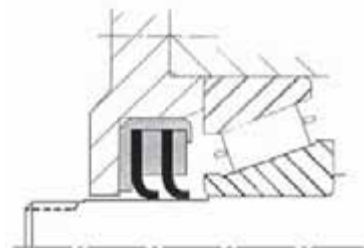
Intense demand for higher productivity has created extreme service conditions for motors, pumps, gearboxes, clutches and drives in metal and ore crushing operations; food processing and printing plants; pump and paper facilities and other heavy industrial applications. Premature shaft seal and equipment failures result from higher running speeds, elevated operating temperatures, harsh solvents, and lubricants that are chemically aggressive to common seal materials.

Solution:

Switching to assembled seals with lip elements based on polytetrafluoroethylene (PTFE) or other plastics can greatly extend service life and extend maintenance intervals in the most severe service environments including:

- Surface speeds in excess of 12,000 FPM (60.90 m/s)
- Very wide temperature range of -200 to 575°F (-129 to 301.7°C)
- Pressure capability in excess of 250,000 PV (shaft speed in SFM x pressure in psi)
- Acids, bases, solvents, dry running conditions

These seals are usually custom manufactured based on specific operating data, with cases formed of carbon, aluminum, stainless grades, Inconels, Hastelloy and other metals depending on requirements. In some cases, a solid seal eliminates the need for a metal case at all. However, optimum functioning PTFE or plastic seals require a high quality, lead free surface with higher than usual hardness, often 50 HRC or more.



Defender™ bearing isolators

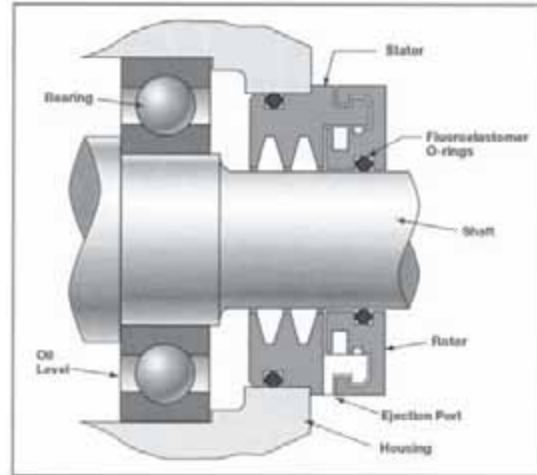
The best solution for some demanding applications is a Defender™ bearing isolator. Bearing isolators have provided outstanding protection for bearings and mechanical components for over 15 years. These labyrinth type seals have distinct advantages over most contacting lip seals. The Defender's proprietary design results in very effective exclusion ability. Instead of a contacting radial lip element, they utilize a labyrinth, or maze like, internal structure to collect and eject contamination before it can enter a mechanism. Therefore they can protect bearings and internal machine components from extreme levels of fluid spray and particle contamination.



Typically these seals have a stator pressed into housing and a rotor fixed to and turning with the shaft. The two components are locked together for easier assembly and to prevent handling damage. However, they are non-contacting which minimizes seal wear. Additional benefits are high reliability and extended service life along with very low torque drag and heat build-up. SKF's Defender™ bearing isolator uses PTFE as the structural body material along with fluoroelastomer o-rings for chemical and temperature resistance (up to 400° F / 204° C in special version). High surface speeds to 5000 feet per second (25 M/S) can be accepted. The standard Defender™ is available for inch and metric shaft diameters from .500 to 6.00" (12.70 - 152.40mm) and can be produced to larger sizes.

A special edition was developed for split pillow block bearing housings. It features a bronze metal carrier which replaces the typical triple ring stock seal and fits into the seal groove machined into the top cap and bottom of the bearing. The bronze carrier is centered in the groove with a PTFE pad which prevents bypass leakage or contamination ingress and is compatible with either square or tapered seal ring grooves. A Defender™ isolator is pressed into the outside of the carrier to seal the shaft. The carrier and seal assembly is then free to pivot and align to the shaft, not the housing. This permits the seal to accept the full range of misalignment offered by the bearing without causing

contact and destructive wear within the seal itself. Bearing oil or grease lubricant is retained by collection grooves on the inside of the carrier. These Defender™ seals are available for many standard SAF, SNL and other popular inch and metric split bearing housings.



General specifications

Shaft range:	0.500" to 6.00" (12.70 to 152.40mm) basic sizes (Larger sizes possible on quote basis)
Shaft speed:	up to 5,000 fpm (25 m/s)
Shaft & Bore Tolerance:	±0.002" (0.05mm)
Temp range:	-40°F to 250°F (400°F specials) -40°C to 121°C (204°C specials)
DRO:	0.020" TIR (0.51 mm)
Axial limit:	±0.015" (0.38 mm)
Pressure allowance:	0 psi

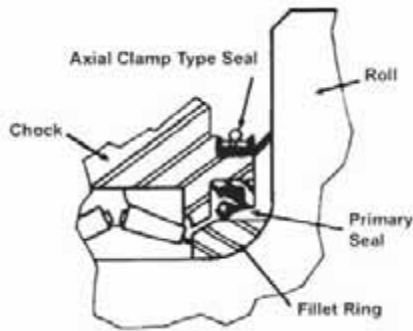
Standard design

- Carbon/graphite filled PTFE std. under 4.00" shaft, stainless steel filled to 6.000" and beyond.
- .690" OAL with .316" insertion into bore.
- Shaft sizes under 1.750" have diametric cross-sections between .700" - 1.00".
- Over 1.750" have diametric cross sections between .700" - 1.250".

Defender™ bearing isolators can add productive life to pumps, meters, fans, blowers, pillow-blocks, conveyors, rollers, turbines, centrifuges, gearboxes, or virtually any rotating equipment in your plant.

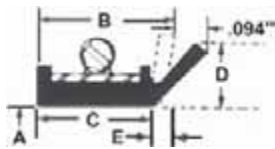
For custom specifications contact SKF for application assistance and specification details.

Axial clamp seals selection and installation

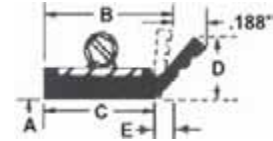


The SKF axial clamp seal (split) is designed especially for large diameter applications where a stationary shroud device is required to exclude water or other foreign material from the primary seal/bearing area. For contaminant drainage and installation ease, a 1" (25.40 mm) installed gap is provided. Best results are obtained when the gap is placed in the 6 o'clock position. Butt-joint seals (no gap) are available upon request. This compact nitrile seal operates against a rotating step or roll face. A stainless steel screw type clamp holds the seal securely in place. Axial clamp seals may be used in vertical or horizontal installation.

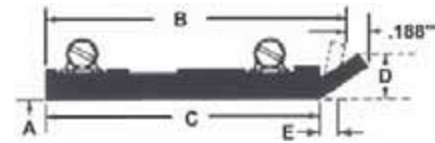
Axial clamp seals come in three styles - style 1, 3 and 4, to cover various operating ranges.



Style 1: The most commonly used configuration, with a flat face sealing lip. Maximum operating interference is .094" (2.38 mm).



Style 3: - Same as style 1 except the lip face is grooved to trap contaminants that may start to pass through the face area. Maximum operating interference is .188" (4.8 mm).



Style 4: - Extra wide, double clamp design. Maximum operating interference is .188" (4.8 mm).

Unlimited sizes

Axial clamp seals can be furnished in sizes from 6" to 180" (152 mm to 4572 mm) shoulder diameter.

Installation

Shipped in a rolled up coil, the assembly is placed around the shaft onto the shoulder or step and the clamp is connected. The shoulder must provide a fixed and stationary stop for the axial clamp seal. The clamp is tightened to no more than 60 inch-lbs. (6.779 newton-meters) of torque. Where no shoulder exists but a clamp type seal is desired, SKF can propose a variety of installation alternatives for fabricating a supplementary seal housing.

Operating ranges

Style no.	1		3		4	
	Tolerances	Range	Tolerances	Range	Tolerances	Range
A Shoulder diameter	±0.063"	6" to 180"	±0.063"	6" to 180"	±0.063"	12" to 45"
B Operating width	±0.031"	1.125" to 1.500"	±0.063"	0.875" to 1.000"	±0.031"	1.501" to 3.750"
C Shoulder width	±0.125"	.688" to 1.063"	±0.125"	0.688" to 0.812"	±0.125"	1.063" to 3.312"
D Lip height	±0.031"	0.500"	±0.063"	0.594"	±0.031"	0.500"
E Operating/shoulder width difference	0.437"		0.188"		0.437"	

Heavy-duty DF® seals

SKF's HDDF seals are mechanical seals used for positive sealing. They are recommended for low speed, severe service applications requiring positive lubricant retention, contaminant exclusion and long life. Initially designed for off-the-road vehicles, they are also recommended for use in mixing or grinding units, mills or other mechanisms where abrasives would cause premature failure of general purpose seals.

Extensive laboratory testing has proven the heavy-duty seal's capabilities. These tests indicate that the heavy-duty DF seal performs dependably at least ten times better than previous soft-face designs, and three times longer than other metal face designs. Used on tractors in the tropics and the arctic, heavy-duty DF seals have performed continuously for thousands of hours with no failures or leaks.

Applications

The heavy-duty DF seal operates on the principle that two lapped mating surfaces, a sealing ring and a mating ring, rotating one against the other at right angles to the shaft (but not in contact with the shaft), form an ideal leakproof seal. With the high cost of maintenance downtime, improved bearing protection is critical. Using a seal with tested, improved performance, such as the heavy-duty DF seal, is a justifiable alternative to costly downtime.

Seal construction

Comprised of four components, the heavy-duty DF seal has two identical, high alloy, corrosion resistant steel sealing rings carefully lapped and mated, and two similar, opposed Belleville washers of specially compounded nitrile elastomer, one with a patented

retainer lip. The washers provide uniform face loading throughout life of the seal, and provide positive sealing at the inner and outer diameters. The seal fits easily into conventional straight-wall or square-bore housings, with neither special machining nor polishing of the bore required.

Prior to installation, the seal is unitized as a one-piece cartridge unit for convenient handling, shipping, storing and mounting.

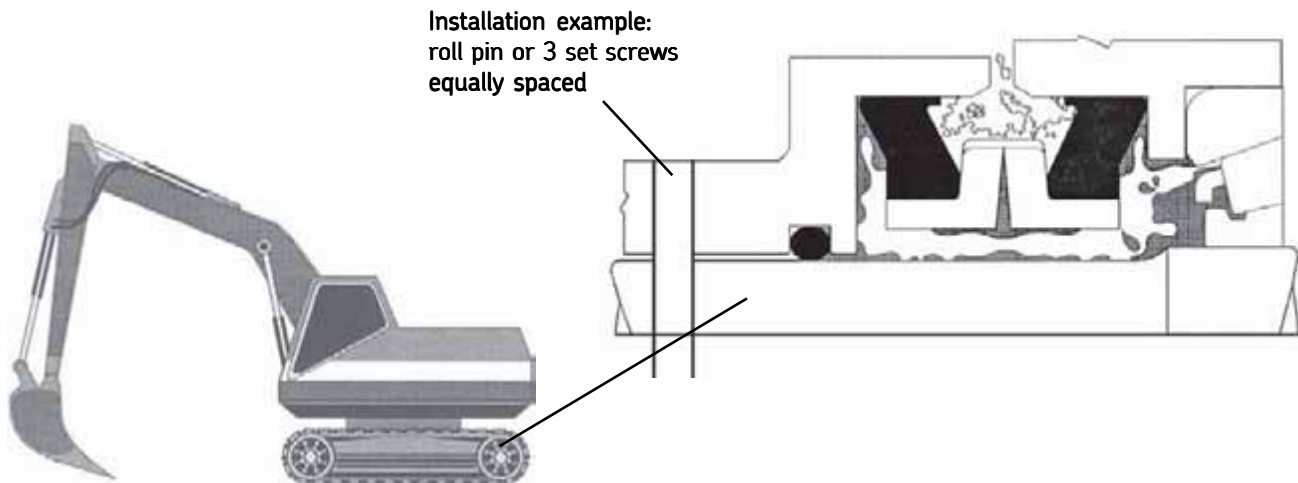
Installation

The one-piece DF seal installs by hand. No special tools or jigs are required. A small interference lip on the O.D. edge of one of the washers holds and centers the entire seal in the bore while the assembler installs the companion bore or flange.

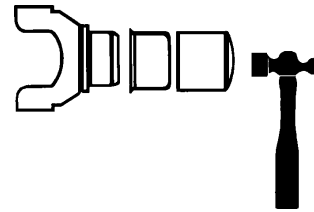
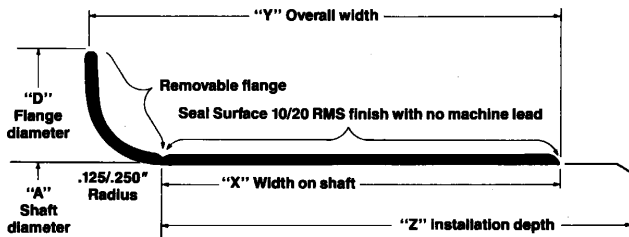
Recommended operating conditions

Speed	Up to 750 FPM★
Lubricant	10W40 oil recommended; oil level should be to center line of shaft
Pressure (internal)	Up to 50 psi★
Temperature	-65° to 225°F (-54° to 107°C)

★Limiting conditions for continuous operation are 350 FPM (107 MPM), and 25 psi. If grease is used speed should be limited to 150 FPM maximum.



Speedi-Sleeve® selection and installation



SKF Speedi-Sleeves

When a new seal cannot compensate for excessive damage in small diameter shafts, select an SKF Speedi-Sleeve. This ultra-thin wear sleeve provides a snug, leak-proof fit on shafts up to 8" (203 mm) in diameter.



Excessive water, dirt, heat, lack of lubrication or high shaft speed can all cause a sealing lip to groove the shaft and ultimately create a leak. Speedi-Sleeve is the cost-effective alternative to resizing, metalizing or replacing the severely damaged surface. It installs easily, without excessive machine downtime.

Unlike conventional wear sleeves which add bulk to the shaft and require a change in seal size, Speedi-Sleeves fit snugly with only .022" (.6 mm) added to shaft diameter. The result is a leak-proof, corrosion-free sealing surface that will not require a change in seal size.

Speedi-Sleeve® Gold

Speedi-Sleeve Gold is an enhanced version of the popular Speedi-Sleeve, which offers improved resistance to abrasive wear. Designed to be used in applications where extended seal system life is needed, Speedi-Sleeve Gold bridges the performance gap between the regular Speedi-Sleeve and expensive custom shaft treatments. A thin metallic film applied to the base stainless steel imparts a gold color and significantly increases durability and surface hardness (to 2300 Vickers). The Gold version is particularly effective in high dust and grit environments. Yet installation is as easy as the original Speedi-Sleeve and the same seal size can still be used. Speedi-Gold is available from stock for dozens of shaft sizes or run from production in small quantities. The Gold sleeves are noted by a ★ in the size listing sections of this catalog. Also see publication #457027 for additional information.

Construction

Speedi-Sleeve is a highly engineered, precision part of SAE 304 stainless steel. Its surface is factory finished to 10-20 micro-inches (.25 - .50 Micrometers) Ra (arithmetic average) with a machine lead angle of zero ±0.05°. Speedi-Sleeve requires no expensive shaft preparation or machining before installation. Once in place, it provides a sealing surface that is superior to most original shaft finishes and materials.

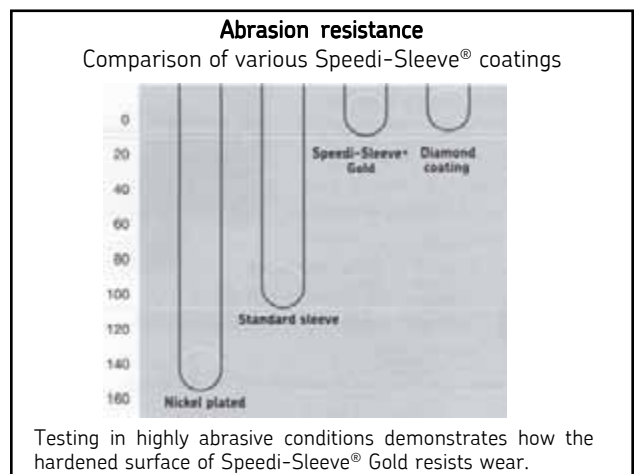
Selection

Correct size selection requires that three measurements be taken and averaged. Measure the shaft diameter just ahead of the wear path (not in the track worn by the seal) at three positions: 12-6 o'clock, 2-8 o'clock and 4-10 o'clock. The average of these readings will compensate for an out-of-round shaft.

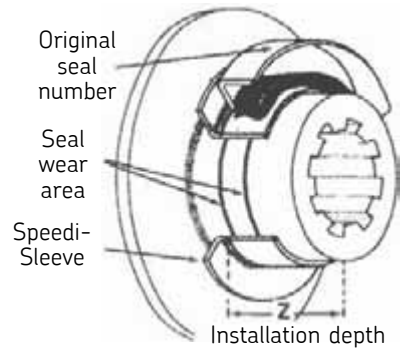
Compare your average diameter with the size ranges in the Speedi-Sleeve selection charts. When this diameter falls within a range, there is sufficient press-fit built into the sleeve to keep it properly positioned. Cement, such as a powdered metal epoxy filler is necessary only to fill deep grooves or scratches.

If shaft grooves do not require filling, apply a light layer of non-hardening sealant to the inner surface of the sleeve.

Shaft diameters a few thousandths under the minimum may be sleeved if the Speedi-Sleeve is cemented into place. Diameters larger than the maximum can be sleeved if the shaft is first machined to a size within the cataloged range, with a finish of 125 micro-inches Ra, or smoother.



Speedi-Sleeve® installation



Installation

Each Speedi-Sleeve is built with a removable installation flange. Also included is a tool for easy “pull-on” installation. Pull-on installation avoids the possibility of distortion from heating or other installation methods. The Speedi-Sleeve is designed to install without removing the shaft, for reduced equipment downtime.

Only a minimum of surface preparation is required. First, clean the old seal surface and file down any burrs or rough spots.

Note how far back the sleeve must be positioned to cover the old seal’s wear tracks. Measure to a convenient point or mark directly on the shaft.

Speedi-Sleeves may be installed to any depth required. Installation depth (see illustration) indicates the minimum distance from the end of the shaft that will be resurfaced when installed with the standard tool. If the sleeve must be positioned further down the shaft than the kit installation tool permits (the “Z” installation depth dimension) then a custom driver tool can be fabricated based on the desired depth. This can be a length of plastic or metal tubing or similar material. Reference the inner diameter to match the driver tool supplied with the kit. This will insure proper contact with the base of the sleeve flange. Square and deburr the ends.

If the shaft is deeply scored, fill the groove with powdered metal epoxy filler and install the Speedi-Sleeve before the filler hardens, otherwise apply a non-hardening sealant to shaft.

Drop Speedi-Sleeve into the installation tool end so that only the flange projects. Note that the flanged end of the sleeve goes on the shaft first. Then, gently pound the center of the tool until the sleeve reaches the point which was measured. Use a wood block or large face mallet on larger sizes to avoid the possibility of caving in the back of the installation tool.

If clearance is required after installation, the Speedi-Sleeve flange can be removed easily. Prior to installation, use side cutters to cut through the flange to the tear groove (pre-cut line). Pry the flange away from the seal surface horizontally along the shaft axis after the sleeve is in position. The flange will separate along the tear groove.

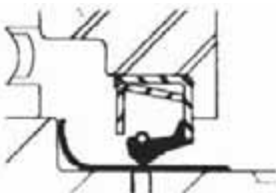
Removal

Speedi-Sleeve can be removed in a number of ways depending upon personal preference and/or shaft configuration.

Suggested methods are:

1. The application of heat will often cause the sleeve to expand sufficiently to permit removal.
2. A pair of wire cutters may be effective to “rip” or tear the sleeve from the shaft, by starting at or near the flange using a twisting motion.
3. With the flange removed, the sleeve may be stretched by employing a small ball-peen hammer to “peen” one or more lines across the full width of the sleeve.

Note: Speedi-Sleeves are not designed to pass over ports, keyways or splines. If these can not be avoided, their diameters should be reduced. Taping, filling or other temporary covers are not reliable solutions.



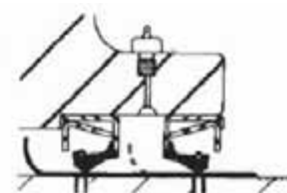
Speedi-Sleeve with standard single-lip seal.



Speedi-Sleeve with combination lip seal.



Two sleeves for double seal installation.



Flange removed for double seal installation.

Wear sleeves selection and installation

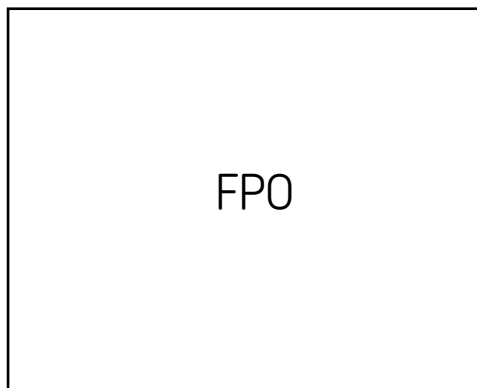
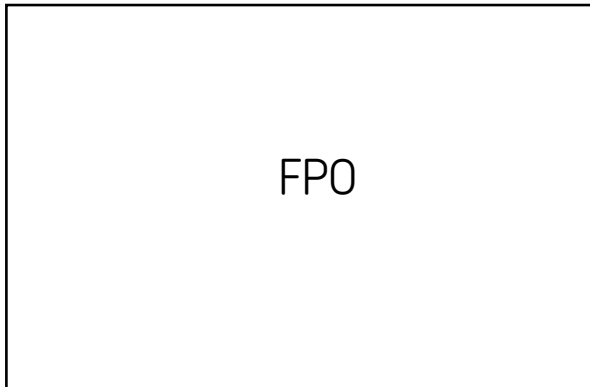
Continuous contact between a rotating shaft and a seal always causes shaft polishing friction. As demands increase in the sealing environment, wear can accelerate. Dust, heat, dirt, shaft speed and lack of lubrication can all cause a seal lip to groove the shaft. The ultimate result is a leak.

The shaft surface can groove and wear so much that installing a new seal will no longer eliminate the leak, nor compensate for the damage.

That's where SKF wear sleeves can help. Applied over the damaged shaft, a wear sleeve makes the shaft usable again. It eliminates shaft leaks and smooths out damaged surfaces at a cost much less than the expense of remetalizing or replacing the shaft.

SKF offers two types of wear sleeves

- For shafts 8.313" (211.50 mm) and larger, SKF's large diameter wear sleeves repair shafts and coordinate in size with large diameter seals.
- For shafts 8" (203 mm) and smaller, SKF's Speedi-Sleeve - so thin it requires no change in seal size - is the fast, permanent solution. See page 43A for detailed information.
- Both large diameter wear sleeves and Speedi-Sleeves are easily installed, cost-effective alternatives to rebuilding damaged shafts. They are explained in depth on the following pages. For convenience, SKF also offers seal and wear sleeve kits. All styles, sizes and kits for SKF wear sleeve are listed in the complete numerical index (pgs. 232-363).



SKF large diameter wear sleeves-Installation

Polishing friction and shaft scoring from abrasive contamination during operation between a rotating shaft and a seal lip makes severe shaft damage a common occurrence. Without checking the problem, premature leakage can occur, reducing service life and production efficiency.

SKF's large diameter wear sleeve provides a high quality sealing surface without shaft replacement. These heavy-duty sleeves are used extensively on large 8.313" to 45.000" (211.15-1143.00mm) diameter shafts in primary metals mills, rolling mills, chemical and mineral processing plants, crushers and power generation applications.

Construction

Standard LD sleeves are custom made from high quality SAE 1008 steel of approximately Rockwell B96 hardness. The sleeve is specially finished to provide a high quality sealing surface for radial shaft seals. A hard chrome plating with a relative surface hardness of HRC 40-65 is applied to provide wear and corrosion resistance. Other sleeve materials and properties can be specified according to the application conditions and quoted upon request.

Selection tables

Dimensions: Standard wear sleeve thickness is .094" (2.4 mm). Two styles are available:

LDSL3 is designed with a flange to provide assistance in final positioning of the sleeve. It has a sealing surface width .250" (6.35mm) narrower than the overall sleeve width. The flange adds a nominal 1.000" over the shaft diameter.

SKF style	Shaft range ¹	* Wd min.	* Wd max
LD3LV3 w/flg	8.313" -29" 211.50mm-736.6mm	.688" 17.5mm	2.500" 63.5mm
	30" -45" 762mm-1143mm	1.000" 25.4mm	2.500" 63.5mm

*Overall (1.5" to 2" max. at 45" shaft diameter; 38.1mm to 50.8mm at 1143mm shaft diameter)

LD3LV4 is the same except without the flange. This version can be made slightly narrower.

SKF style	Shaft range ¹	* Wd min.	* Wd max
LD3LV4 w/o flg	8.313" -29" 211.50mm-736.6mm	.500" 12.7mm	2.500" 63.5mm
	30" -45" 762mm-1143mm	.750" 19.1mm	2.500" 63.5mm

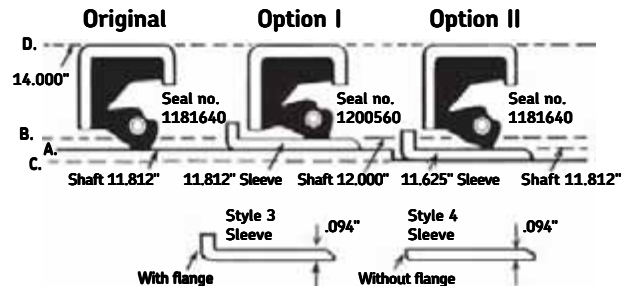
*Overall (1.5" to 2" max. at 45" shaft diameter; 38.1mm to 50.8mm at 1143mm shaft diameter)

¹ Contact SKF for large diameter sleeves outside the primary shaft range.

Wear sleeves selection and installation-(cont.)

All SKF large diameter wear sleeves are designed for heated slip-fit installation. For most applications, install sleeves by using a bearing heater (either hot air, hot oil or electric induction). For proper expansion, heat the sleeve to approximately 350°F (177°C). Caution should be used not to exceed 400°F (204°C).

Note: since the mass of the cold shaft is considerable greater than the mass of the hot sleeve, caution should be exercised as the sleeve temperature will drop very rapidly as it comes in contact with the shaft.



- A. Original shaft diameter
- B. Original shaft with sleeve installed
- C. Original shaft machined for sleeve installation
- D. Bore diameter

LDSL3 is designed with a flange to provide assistance in final positioning of the sleeve. An initial heated slip-fit is still required. If the sleeve should cool too quickly when slipping onto the shaft, the flange may assist in final positioning or to square it on the shaft. Use a hydraulic press and tool which clears the sleeve O.D. Bring pressure to bear at the base of the flange in at least three equally spaced locations. Such axial sleeve movement should be held to a minimum to avoid flange deformation.

LDSL4 wear sleeves, designed without a flange, also must have a heated slip fit. Positioning on the shaft should be done carefully since attempts to move the sleeve from the initial location is not recommended as damage to the O.D. chamfer, and consequently to seals passing over it, can occur.

Installation tables

Option I - No shaft machining is required. However, a seal designed for a nominal shaft size .188" (4.8 mm) larger than the original must be used. SKF's broad size coverage and wide range of shaft/bore combinations for large diameter seals makes this the more popular installation method.

Option II - Before installation, the shaft must be machined to .188" (4.8 mm) under its original size and finished to 10-125 micro-inches Ra (arithmetic average), to allow use of the same size original seal. This method will eliminate the problems of creating new seal numbers and additional seal inventories.

Shaft		Sleeve (metal I.D.)	
Diameter	Tolerance	Nominal press fit	I.D. tolerance
Up to 2.000" Up to 50.8mm	±.001" .025mm	.005" .127mm	.002" .051mm
2.001" to 3.000" 50.8mm to 76.2mm	±.001" ±.025mm	.005" .127mm	+.002" -.003" +.051mm -.076mm
3.001" to 5.000" 76.2mm to 127mm	±.0015" ±.038mm	.005" .127mm	+.002" -.004" +.051mm -.102mm
5.001" to 7.000" 127mm to 177.8mm	±.0015" ±.038mm	.006" .152mm	+.002" -.004" +.051mm -.102mm
7.001" to 12.000" 177.8mm to 304.8mm	±.002" ±.051mm	.007" .178mm	+.002" -.005" +.051mm -.127mm
12.001" to 20.000" 304.8mm to 508mm	+.004" -.002" +.102mm -.051mm	.008" .203mm	+.002" -.008" +.051mm -.203mm
20.001" to 40.000" 508mm to 1016mm	+.008" -.002" +.203mm -.051mm	.008" .203mm	+.002" -.008" +.051mm -.203mm
40.001" to 60.000" 1016mm to 1524mm	+.010" -.002" +.254mm -.051mm	.008" .203mm	+.002" -.010" +.081mm -.254mm

Note: Please contact us for recommendations concerning large diameter wear sleeves that will operate in systems with sustained oil sump temperatures greater than 170°F (76.7°C) and surface speed in excess of 3950 FPM (20.07 M/S).

Troubleshooting

Performance improvement through proper installation

Large diameter solid or split seal performance is optimized with proper installation and operating practices. Listed here are a number of recommendations and comments which will aid in both installation and troubleshooting. See pages 49A-50A for additional installation instructions.

Complaint	Explanation
1. Seal looks too big.	1. In a free state (uninstalled) and with the spring removed, SKF HS solid and HS Split seal outside diameters are .5%-2% larger than the seal housing bore.
2. The all-rubber seal is wider than the one it's replacing.	2. To assure cover plate compression, the thickness of an all-rubber seal should exceed bore depth by .016" (.41 mm-1.02 mm).
3. Split seal ends overlap when installed.	3. Seal ends should be butted at the start of installation. Do not press the seal into the bore proceeding from one end to the other.
4. Split seal ends do not come together when installed.	4. Lubricate the shaft and bore, or seal inner and outer diameters, before pressing the seal into the bore. If a gap exists, compare bore and seal diameters for size discrepancies. Larger cross-sections have their ends cut square and may have a small angled gap which is closed by the cover plates compression. Smaller cross-sections are cut with angled ends and tend to butt square in the bore. Compression may eliminate the gap, so check after the cover plate has been tightened. Note: Due to a unique control wire design that permits easier installation, HS7 seals may have a gap at the joint even after the cover plate is installed. Special attention to place the gap at the 12 o'clock position during installation is necessary.
5. Seal wears out too fast.	5. Check the shaft diameter; it may be larger than originally thought. Lubricate the seal at installation. Adjust the bearings to reduce shaft run-out. Reduce pressure by venting and oil draining to carry lubricant from seal cavity to the reservoir. Consider a seal with improved materials, like Duralip, to resist abrasion.
6. Wear is all on one side of seal.	6. Try to correct shaft-to-bore housing alignment.
7. Seal lip is hardened.	7. Be sure the seal is adequately lubricated during operation. Eliminate excess pressure. Either reduce temperature or upgrade the seal material.

Seal optimization check list

You can help extend the life of all types of seals by checking these conditions:

<ul style="list-style-type: none"> <input type="checkbox"/> Never re-use a worn seal. <input type="checkbox"/> Seal stored properly in cool area (not work area) at 40-70% humidity. <input type="checkbox"/> Packaging intact, seal lip not distorted by handling or hanging on a peg or nail. <input type="checkbox"/> Installation tools correct. <input type="checkbox"/> Area clean and free of grit or contamination. <input type="checkbox"/> Correct seal for speed. <input type="checkbox"/> Correct seal for media. <input type="checkbox"/> Check operating temperature against lip material specifications. 	<ul style="list-style-type: none"> <input type="checkbox"/> Lubricant, including additives, must be compatible with seal lip material (Check compatibility table or contact your SKF rep.) <input type="checkbox"/> The leading edge of the shaft should be chamfered. Shaft finish should be 9-17 micro inches Ra (.23 - .43 micro meters) with a machine lead angle of 0 ± 0.05 degrees. <input type="checkbox"/> Shaft hardened to Rockwell C 30 or harder. <input type="checkbox"/> Tolerances for shaft diameter must be within range. <input type="checkbox"/> Shaft-to-bore misalignment within .010" (0.25 mm) <input type="checkbox"/> Dynamic run-out within .010" (.025 mm) TIR. <input type="checkbox"/> Whenever possible equipment should be vented to the atmosphere to help prevent pressure build-up.
---	--

Installation tips

Installation checklist

1. *Check the bore.* Remove any burrs from the leading edge. The inside corner of the bore should have a maximum radius of .031" (.78mm).
2. *Check the shaft.* Remove burrs, nicks, grooves and spiral machine marks (machine lead).
3. *Check the shaft end.* Remove burrs or sharp edges. If the shaft enters the seal against the sealing lip, the end must have a radius or chamfer or a special installation tool can be used.
4. *Check splines and keyways.* Sharp edges should be covered with a lubricated assembly sleeve, shim stock or tape to protect the seal lip.
5. *Check the dimensions.* Make sure that shaft and bore diameters match those specified for the seal being used.
6. *Check for part interference.* Watch out for other machine parts that might rub against the seal and cause friction and damaging heat.
7. *Check the seal.* Damage may have occurred before installation. A sealing lip that is turned back, cut or otherwise damaged should be replaced.
8. *Check seal direction.* Make sure the new seal faces in the same direction as the original one. Generally, the lip faces the lubricant or fluid being retained.
9. *Pre-lubricate the sealing element.* Before installation, wipe the sealing element and shaft with the lubricant being retained. While the O.D. of a metal clad seal can be lightly lubricated to ease installation, the O.D. of a rubber covered seal should always be lubricated. (Fig. A)
10. *Select the correct installation tool.* Press-fitting tools should have an outside diameter approximately .010" (.25mm) smaller than the bore size. For best results, the center of the tool should be open so pressure is applied only at the seal outer edge.
11. *Never hammer directly on the surface of the seal.* Use proper driving force such as a soft-face tool arbor press or soft workpiece (wood). To avoid cocking the seal, apply force evenly around the outer edge.
12. To avoid cocking the seal, bottom out the tool on the shaft (Fig. B), the housing (Fig. C, E) or bottom out the seal in the housing cavity (Fig. D).

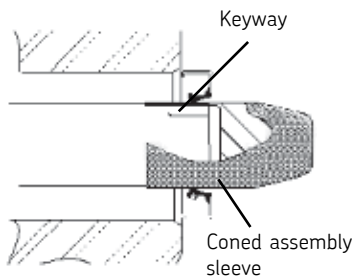


Fig. A A lubricated assembly sleeve prevents damage to seal lip from keyways, splines & unchamfered shafts.

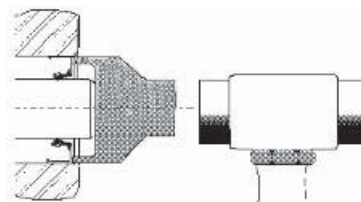


Fig. B Through bore - installation tool bottoms on shaft.

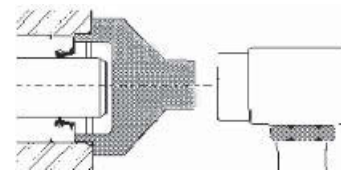


Fig. C Through bore - machined face of installation tool bottoms on machined housing face.

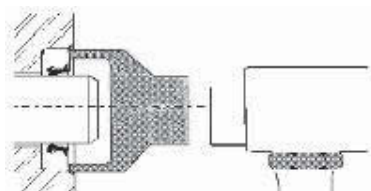


Fig. D Stepped bore - seal bottoms in housing.

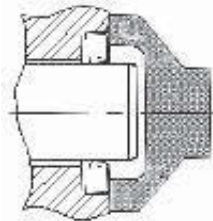


Fig. E Stepped bore - seal flush with bore face.

Post-installation tips

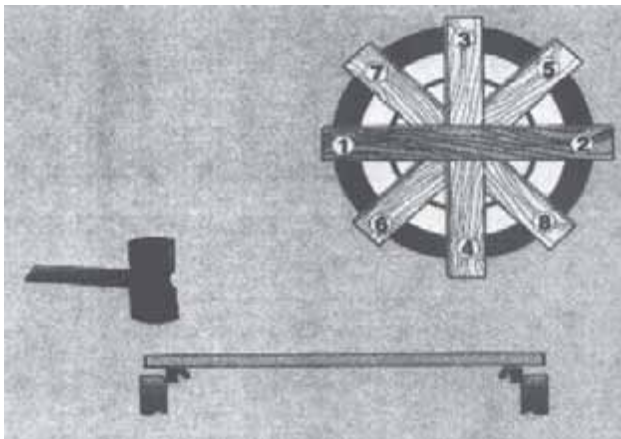
When painting, be sure to mask the seal. Avoid getting paint on the lip, or the shaft where the lip rides. Also, mask the vents so they will not become clogged. If the paint is to be baked or the mechanism otherwise subjected to heat, the seals should not be heated to temperatures higher than their materials can tolerate.

In cleaning or testing, do not subject seals to any fluids or pressures that could damage them. Check the compound selection chart in the *Seal handbook* when in doubt. Improper installation or test procedures will result in early seal failure.

Installation tips - large diameter seals

Installation tips - large diameter metal clad seals

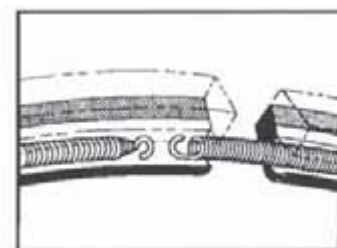
1. The general instructions for confirming dimensions, preparing the housing bore and pre-lubrication of the lip element(s) as outlined under "The bore requirements" and "Installation of split seal" sections must be observed.
2. Generally, arbor press methods are not practical for large metal clad seals. Therefore, once squarely positioning the seal O.D. in the bore chamfer, a wood board or similar device long enough to span the seal can be used to buffer manual hammer strikes. Impacts should be delivered sequentially (see illustration below) while insuring that the seal does not tilt or cock in the bore.
3. Drive the seal in gradually, working around the circumference in sequence; do not drive one point in fully and then move on.
4. Multiple, small hammer strikes are better than a few heavy blows.



Installation of split and solid HS seals



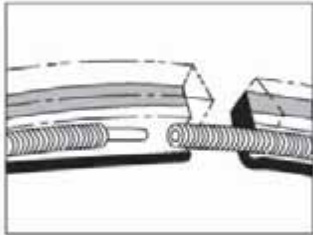
1. Before installing any seal the leading edge of the bore should be deburred and a rounded corner or chamfer provided for ease in installing. Check the shaft for nicks, burrs, grooves or spiral machine marks (machine lead) that could cause leakage. A burr-free chamfer or radius is required for best results.
2. Be sure the shaft and bore diameters match those specified for the seal selected, and make sure the new seal faces in the proper direction. Generally the lip faces the lubricant or fluid to be retained.
3. Pre-lubricate the sealing element and shaft with the lubricant being retained.
4. When installing a split seal with the threaded spring connector, rotate each end of the spring approximately two revolutions "backwards". Pull the ends together, then allow the ends to rotate "forward", so that the small end screws into the other end. Tighten by rotating the ends towards each other. The connection will be secure even if one coil of the small diameter remains exposed. When installing the Type HS8 split seal, roll the spring (which is now connected) into the seal spring cavity making sure the seal lip and butt ends of the seal line up correctly. In the case of the HS9 split seal, the entire spring must be rolled into the seal spring cavity before installation.
5. When installing the split seal with hook and eye, pull the ends toward each other and simply insert the open end of one hook into the eye of the other end. In making either spring connection, the spring should not be stretched further than necessary. Over stretching may cause permanent separation of the spring coils.



Installation tips - large diameter seals-(cont.)

Installation of split and solid HS seals (cont.)

- When installing the type HS7 split seal with the control wire connector, simply insert the wire into the core of the garter spring. All other installation procedures are the same.



- In the free state, HS seals measure oversize to the bore diameter, with the spring removed. To install any of the SKF HS design split seals it is important that the butt ends of the seal be installed first (together) and that the butt be installed as high as possible (12 o'clock position - see Illustration A) from the lubrication level on horizontal shaft applications. Press the butt ends "home" before installing the remainder of the seal. Next, start the remainder of the seal into the housing at the 3 and 9 o'clock positions. Finally, start the seal into the housing at the 6 o'clock position. On shafts over 48 inches, it may be desirable, after installing the butt ends of the seal at the 12 o'clock position, to start portions of the seal at the 3 - 6 - 9 o'clock positions. Once the seal is fully started into the housing, it may be "pushed home" so that the cover plate can be installed. (see Illustration B)

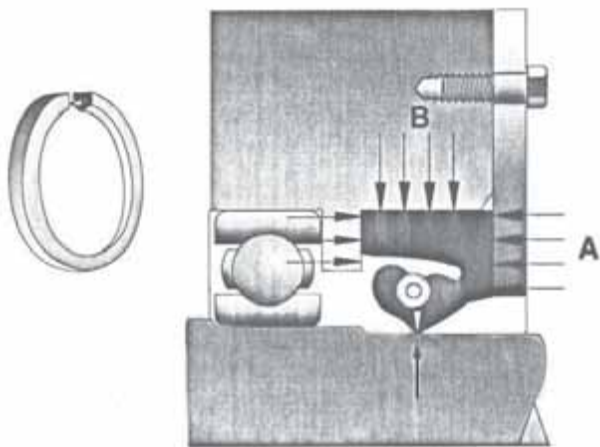


Illustration A

- After the seal is completely seated in the housing, apply the coverplate and tighten the bolts. This will compress the seal which seals the housing both axially and radially giving positive sealing action. The cover plate can be split 180° apart if needed for installation without dismounting the shafts. (see Illustration C) With care, the butt ends of the seal can be bonded together, if desired, using any of the rubber bonding agents on the market today. However, it is imperative that the sealing lip contacts the shaft in a straight, unbroken line and the cover plate has the recommended clearance to the shaft as shown below.

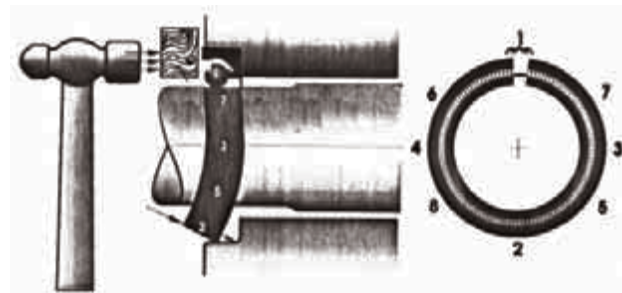
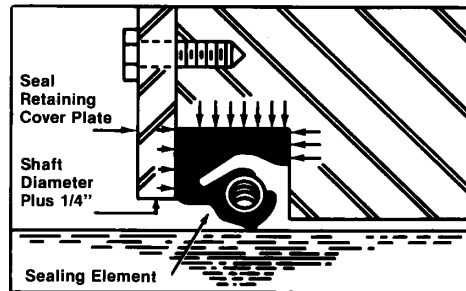


Illustration B

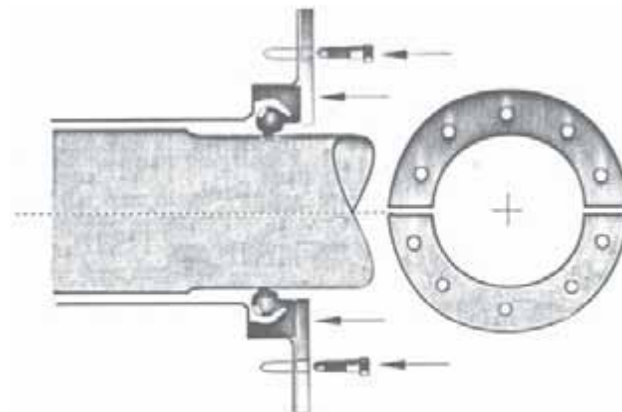


Illustration C

Hydraulic/pneumatic products

SKF offers three types of seals designed to seal out dirt or retain lubricants in applications involving reciprocating motion. Used primarily in hydraulic and pneumatic cylinders and similar applications, these types are Block Vee packings, Wiper-Scraper seals and double lip rod Wiper-seals. Following is complete information on each type, including specific application data, styles and sizes available, and installation guidelines.

Block Vee packings

SKF's Block Vee packing makes an excellent static seal where there is slight movement or vibration between the sealed parts, such as the joint between a cylinder tube and an end cap. It features a unique cross section. Compared to "U" packings, the block vee is more compact and performs efficiently under higher pressures, up to 4000 psi and more.

Applications

Select the block vee for a combination of reciprocating and rotating motion applications, or rotation only in low speed applications such as hand-actuated valves. Valves and control mechanisms, brakes, clutches, accumulators, jacks, pumps and vacuum devices are ideal environments for Block Vee usage.

Temperature

Operating temperature ranges for Block Vee packing are per the compound compatibility chart, page 6A. Duralip packings used in hydraulic or pneumatic applications at operating temperatures of 32°F (0°C) or below may experience "Blow-By" when air is introduced into the cylinder.

Selection

Illustrations of a Block Vee cross-section and typical piston and rod applications appear below. Also shown is a groove design easing installation in small bores.

Surface recommendations

Metal surfaces contacting Block Vees should be smooth and free from tool marks. Rubbing surfaces, should have a finish of 10-20 micro-inches Ra (arithmetic average).

Pressure

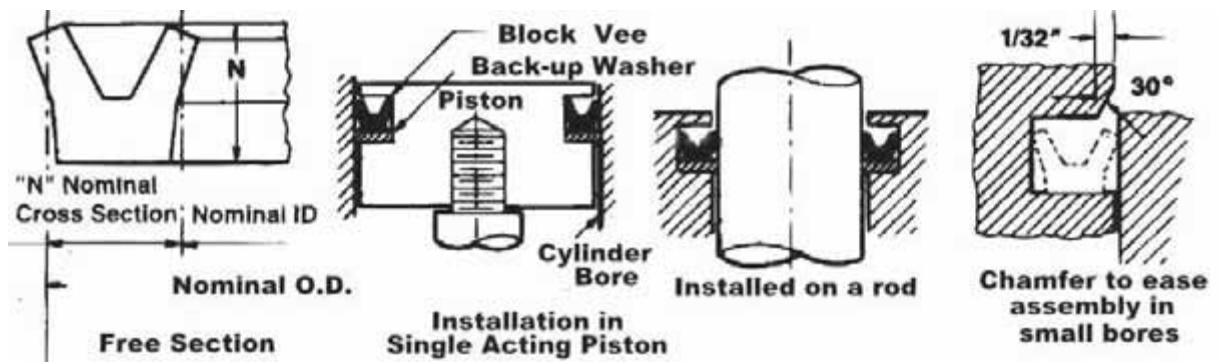
When pressures exceed 500 psi, use of a backup washer is recommended with the necessary groove width allowance. Operating pressures in excess of 4000 psi requires special attention. Minimum recommended operating pressure in hydraulic (oil) cylinder is 50 psi, and 100 psi in pneumatic (air) cylinders.

Back-up washer

Back-up washers are made from a special cellulose fiber base impregnated with a protein and glycerine binder. These washers offer excellent chemical resistance to gasoline, hydraulic fluid, petroleum oils, fuel oils and many organic solvents. Back-up washers are not intended for sealing water where intermittent wet and dry conditions exist. Temperature at the back-up washer should not exceed 200°F (93°C). See size listings for availability.

Installation

Correct dimensions and pre-lubing of the parts enclosing the block vee are critical for correct installation and operation. The radial depth of the groove in which the block vee is placed should not be less than the block vee's nominal cross-section. Keep the maximum diametral clearance (minimum diametral clearance plus tolerance on the two parts) as small as practical. Refer to the table of maximum clearance values (see page 52A), which is based on prior experience with standard applications. Examples clarify the chart's details.



Hydraulic/pneumatic products (cont.)

Piston packing example

Assume a nominal 3" cylinder. Service is normal; operating pressure is above 1000 psi. The designer has chosen actual cylinder I.D. (dimension A) as 3.000" +.005/-.000. N is 7/32" or .218 (part #711831).

1. First determine the minimum piston O.D. (B min):
 $B \text{ min} = A \text{ max} - Y$
 $= 3.005" - .010" = 2.995"$
2. Groove diameter (C), then will be:
 $C = B \text{ min} - 2N = 2.995" - .438"$
 $= 2.557" + .000/-.005$
3. Groove width (D) = N + 1/32" + back-up thickness (if used).
 $D = 7/32" + 1/32" + 1/16" = 5/16" + .010/-.005$
 $.218 + .031 + .063 = .312 + .010/-.005$

Rod packing example

For this cylinder, assume a nominal 1 5/8" piston rod. Service and pressure are as above. The actual rod diameter (dimension E) is chosen by the designer as: 1.625" +.000/-.005. N is 3/16" or .188 (part #711823)

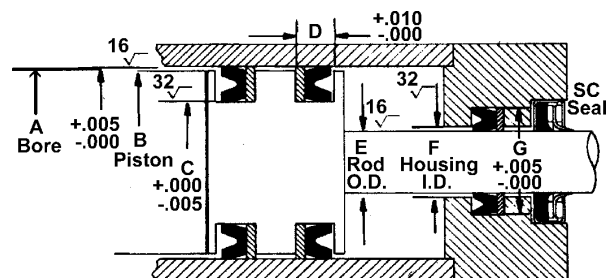
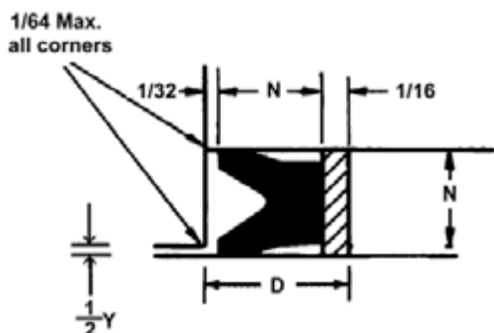
1. Now determine the max housing diameter (F):
 $F \text{ max} = E \text{ min} + Y$
 $= 1.620" + .010" = 1.630"$
2. Groove diameter (G), then will be
 $G = F \text{ max} + 2N = 1.630" + .375"$
 $= 2.005" + .005/-.000$
3. Groove width (D) = N + 1/32" + back-up thickness (if used).
 $D = 3/16" + 1/32" + 1/16" = 9/32" + .010/-.000$
 $.188 + .031 + .063 = .282 + .010/-.000$

Availability

The standard sizes listed in this handbook are carried in stock.

Table Y Maximum diametral clearance		
Pressure	Under 1000 PSI	Above 1000 PSI
Light service	Y = .020"	Y = .015"
Normal service	Y = .015"	Y = .010"
Hard service	Y = .010"	Y = .005"

Table of dimensions	
N =	Block vee nominal cross-section (axial and radial)
Y =	Maximum diametral clearance
A =	Cylinder bore (size and tolerance +.005 -.000 set by designer)
B min =	A max - Y
C =	B min - 2N
D =	Groove width = N + 1/32" + back-up thickness (if used).
E =	Rod diameter (size and tolerance +.000-.005 set by designer)
F max =	E min + Y
G =	F max + 2N



Hydraulic/pneumatic products installation

Wiper-scraper seals

Sealing dirt out of hydraulic cylinders and removing solid contaminants from the rod can be done effectively by one sealing device: SKF's wiper-scraper seal. This unique all-in-one seal works consistently, at a cost comparable to that of standard spring-loaded shaft seals.

Simple and compact in design, SKF's wiper-scraper seal consists of a thin spring brass scraper and a pliable nitrile wiping member assembled in tandem position, securely clamped and enclosed in a steel shell. The seal's inner diameter is slightly under shaft size. When assembled over the shaft or rod, it fits snugly. Designed for reciprocating shafts only, wiper-scrappers will not withstand pressure. In applications involving pressure, select a block vee packing.

Due to its highly effective scraper action, these seals generate considerable drag. Designers should conduct functional tests to evaluate their performance in non-hydraulic cylinder applications.

Selection

Correct selection of SKF wiper-scraper seals depends on shaft diameter, cross-section and width dimensions. Refer to table below.

Shaft diameter	Radial cross-section	Width
.500" (12.7 mm)	.250" (6.35 mm)	.250" (6.35 mm)
.625 - 3.000" (15.9 mm - 76.2 mm)	.250" (6.35 mm)	.281" (7.14 mm)
3.125 - 5.250" (79.3 mm - 133 mm)	.313" (7.9 mm)	.328" (8.3 mm)
5.313 - 6.000" (135 mm - 152 mm)	.313" (7.9 mm)	.359" (9.12 mm)

Operation

The scraper's self-aligning feature not only accommodates rod eccentricity during assembly; it also permits the scraper to follow the rod's side movement up to .020" (.5 mm) misalignment. The brass scraper lip fits snugly, removing dried or frozen mud, tar and other materials stuck to the rod on the inward stroke. The nitrile wiping member then removes any water, dust or abrasive particles which might pass by the scraper.

Recommended operating condition

The wiper-scraper seal should function adequately under the following conditions.

Shaft diameter-Tolerance of plus or minus .001" (.03mm) required to assure efficient scraping action.

Shaft eccentricity- Accommodates up to .020" (.5 mm) misalignment.

Shaft finish-10-20 micro-inches Ra. Shaft hardness-Rockwell C30 minimum.

Shaft material-Steel or stainless steel. If chrome-plated, the entire surface should be plated.

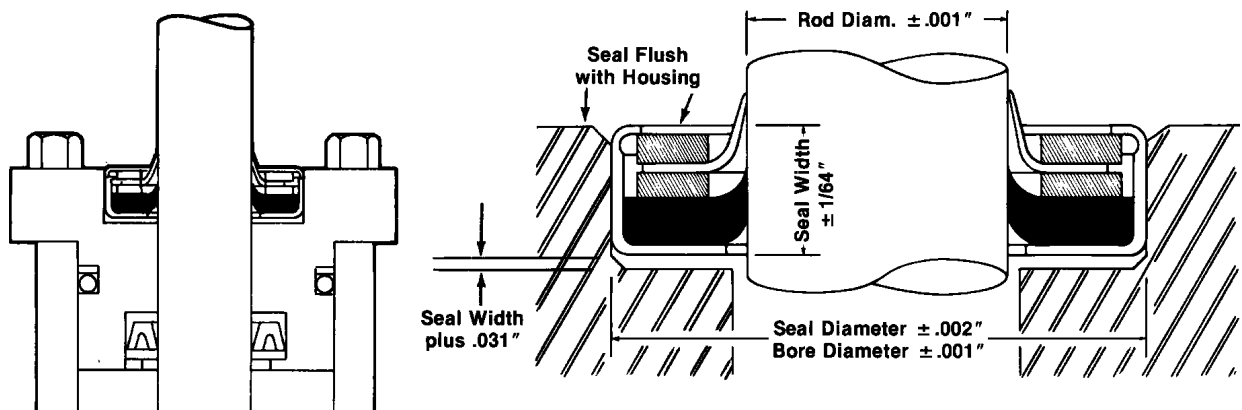
Shaft speed -Designed for reciprocating applications; not suitable for rotating shafts. No practical limit to speed of reciprocation.

Pressure-Not designed to withstand pressure.

Temperature- From -20° to 250°F (short peaks only) (-29° to 121°C).

Wiper-Scraper seal installation

The Wiper-Scraper seal is retained in steel housings by simple press-fit. It does not require special machining for snap rings. To avoid restriction of the scraper's floating feature, SKF engineers recommend that the seal housing bore depth be machined .031" greater than the seal width and the seal installed flush with the face of the housing. Do not "bottom out" the seal.



Hydraulic/pneumatic products installation-(cont.)

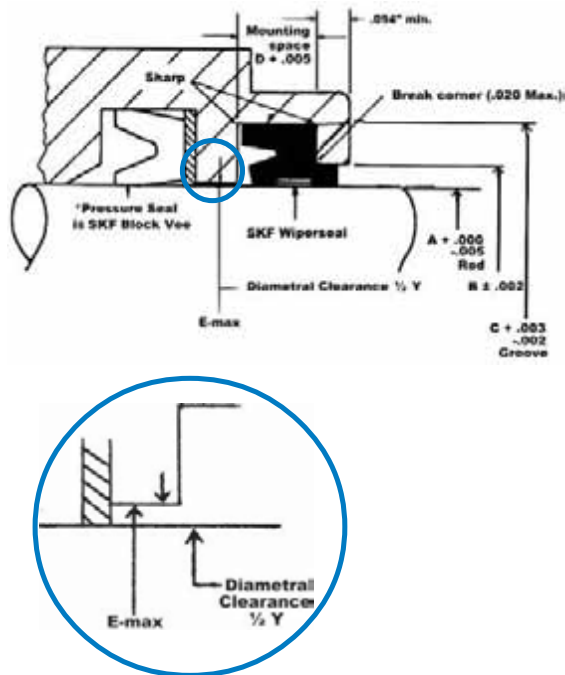
Wiperseal

SKF's double lip Wiperseal is designed for reciprocating rods. As a wiper, it excludes dirt and contaminants protecting the rod seal and internal components.

Applications

A molded elastomer part, SKF's Wiperseal features dual opposed lips for dirt exclusion in an internal groove. Valuable in rod applications, it increases the packing life and protects the rod finish. This improved wiping performance extends internal component life and reduces maintenance.

Double lip rod Wiperseals are not recommended for pressure applications. In those situations, use a block vee packing (page 52A). Wiperseals are available in nitrile and fluoroelastomer (LongLife) compounds.



Example

For this cylinder, assume a nominal 1.625" piston rod, normal service, no pressure. The actual rod diameter (dimension A) is chosen by the designer as: 1.625" +.000/-.005 From the size list, D is .218" (part #709011)

1. Now determine the maximum housing diameter (E):

$$E_{\max} = A_{\min} + Y = 1.620" + .015" = 1.635"$$

2. The balance of the dimensions can be determined from the table below.

All metal surfaces contacting double lip rod wiperseals should be smooth and free from tool marks. A finish of 10-20 micro-inches Ra (arithmetic average) is recommended for the rod surface.

Quick reference standard stock size list for WS Nitrile rod wipers					
Nominal rod size	Part no.	A	B	C	D
.500	709001	.500	.618	.802	.203
.625	709002	.625	.743	.927	.203
.688	709003	.688	.806	.990	.203
.750	709004	.750	.868	1.052	.203
.875	709005	.875	1.009	1.240	.218
1.000	709006	1.000	1.134	1.365	.218
1.125	709007	1.125	1.259	1.490	.218
1.250	709008	1.250	1.384	1.615	.218
1.375	709009	1.375	1.509	1.740	.218
1.500	709010	1.500	1.634	1.865	.218
1.625	709011	1.625	1.759	1.990	.218
1.750	709012	1.750	1.884	2.115	.218
2.000	709014	2.000	2.134	2.365	.218
2.125	709015	2.125	2.259	2.490	.218
2.250	709016	2.250	2.384	2.745	.281
2.500	709018	2.500	2.634	2.995	.281
2.750	709019	2.750	2.884	3.245	.281
3.000	709020	3.000	3.134	3.495	.281
3.250	709021	3.250	3.384	3.745	.281
3.500	709022	3.500	3.634	3.995	.281
3.750	709023	3.750	3.884	4.245	.281
4.000	709024	4.000	4.134	4.495	.281
4.250	709025	4.250	4.384	4.745	.281
4.500	709026	4.500	4.634	4.995	.281
5.000	709029	5.000	5.134	5.495	.281
5.250	709030	5.250	5.384	5.745	.281
5.500	709031	5.500	5.634	5.995	.281
6.000	709034	6.000	6.134	6.495	.281

Installation

Correct dimensioning of the parts enclosing the double lip wiperseal are critical to installation and operation. Radial depth of the groove in which the seal is placed should not be less than its nominal cross-section. Keep the maximum diametral clearance (minimum diametral clearance plus tolerances on the two parts) as small as practical.

Hydraulic/pneumatic products selection

Sirvon rings

SKF Sirvon (TFE base) (lip code T) piston rings are designed for hydraulic and pneumatic applications. They may replace conventional metal or segmented carbon rings in pneumatic applications, or rubber and leather packings.

Advantages

1. Sirvon rings require no lubrication. They operate dependably in dry running applications, such as in compressors, food pumps and in any applications where oil might contaminate the air, gas or liquid in the system.
2. Friction is greatly reduced, permitting smaller h.p. motors.
3. Sirvon rings greatly increase service life, eliminate scoring, galling and stick-slip.
4. Piston design may be simplified, reducing production costs. While many pistons with metal rings require multiple parts, Sirvon rings do not.
5. Easy stretch installation reduces assembly costs. A 7% maximum stretch is recommended.
6. A cylinder bore finish of 10-20 micro-inches Ra (arithmetic average) is recommended. More expensive machining is not required.

Design factors

Pressure- While the practical limits for Sirvon rings have not been conclusively determined, pressures up to 8,000 psi have been applied successfully.

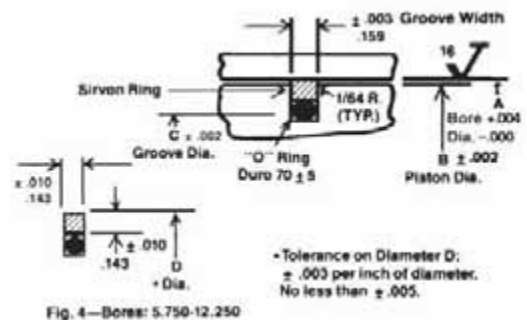
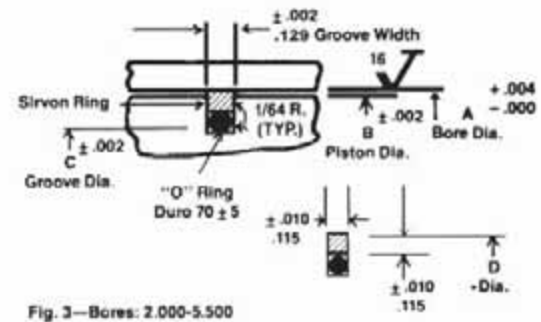
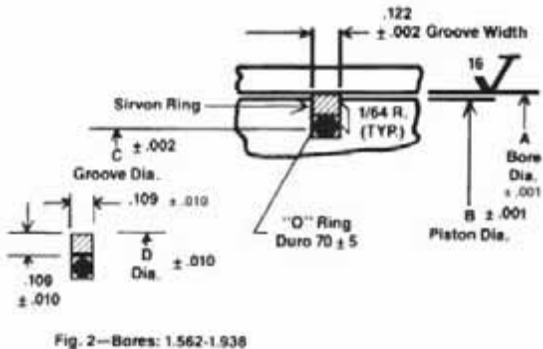
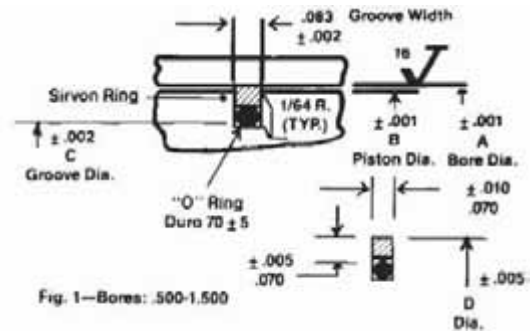
Stretch limit- Varies with diameter and cross-section of the Sirvon ring. For example, a 2.000" diameter ring is stretched 13% during installation; a 4.000" diameter ring is stretched 6.1% with satisfactory snap-back, to correct tolerances in the respective ring grooves.

Cross-sections increase with bore diameter:

- .500" to 1.500" at .070" sq.
- 1.562" to 1.938" at .109" sq.
- 2.000" to 5.500" at .115" sq.
- 5.750" to 12.250" at .143" sq.

O-ring back-up- If a slight leakage can be tolerated in hydraulic pistons, no o-ring is required. If no leakage can be tolerated and o-rings are compatible with the temperature and medium, they are recommended. The groove dimensions shown allow for the installation of an appropriate o-ring.

Standard sirvon rings- A guide for recommended groove dimensions and tolerances is given for each of the four size ranges listed (.500"-1.500", 1.563"-1.938", 2.000"-5.500", and 5.750"-12.250").



Hydraulic/pneumatic sirvon rings

Design guide for solid stock sirvon rings					
★(Temperature range: -400°F to +500°F) (-200°C to 260°C)					
SKF part no.	A bore dia.	B pist. dia.	C groove dia.	D ring dia.	O-ring dash no.
•714583	0.500	0.497	0.240	0.511	-009
•714584	0.625	0.622	0.366	0.636	-011
•714585	0.750	0.747	0.490	0.761	-013
•714586	0.875	0.875	0.615	0.886	-016
714587	1.000	0.997	0.741	1.011	-017
•715040	1.125	1.122	0.866	1.136	-019
715041	1.250	1.247	0.991	1.261	-021
•715042	1.375	1.372	1.116	1.386	-023
715043	1.500	1.497	1.241	1.511	-025
•715044	1.562	1.559	1.172	1.583	-122
•715045	1.625	1.622	1.233	1.636	-123
•715046	1.687	1.684	1.297	1.708	-124
715047	1.750	1.747	1.360	1.771	-125
•715049	1.875	1.872	1.485	1.896	-127
713397	2.000	1.996	1.606	2.024	-129
•713312	2.125	2.121	1.729	2.149	-131
713313	2.250	2.246	1.858	2.274	-133
•713314	2.375	2.371	1.983	2.390	-135
713315	2.500	2.496	2.106	2.524	-137
713316	2.750	2.746	2.356	2.774	-141
713317	3.000	2.996	2.606	3.026	-145
713318	3.250	3.246	2.856	3.276	-149
713319	3.500	3.496	3.108	3.526	-151
713320	3.750	3.746	3.358	3.776	-152
713321	4.000	3.996	3.608	4.026	-153
714493	4.250	4.246	3.858	4.278	-154
714494	4.500	4.496	4.108	4.528	-155
714495	4.750	4.746	4.358	4.778	-156
714427	5.000	4.996	4.608	5.028	-157
714496	5.250	5.246	4.858	5.280	-158
714497	5.500	5.496	5.108	5.530	-159
714498	5.750	5.746	5.232	5.780	-251
•715101	5.875	5.871	5.357	5.905	-252
714499	6.000	5.996	5.482	6.030	-253
714500	6.250	6.246	5.732	6.282	-255
714501	6.500	6.496	5.982	6.532	-257
714502	6.750	6.746	6.232	6.782	-258
714503	7.000	6.996	6.482	7.032	-259
717479	7.250	7.245	6.732	7.286	-260
715182	7.500	7.495	6.982	7.537	-261
•715209	7.750	7.745	7.232	7.789	-262
715284	8.000	7.995	7.482	8.040	-263
715146	8.250	8.245	7.732	8.291	-264
717404	8.500	8.494	7.982	8.543	-265
715181	9.000	8.994	8.482	9.045	-267
717613	10.000	9.994	9.482	10.050	-271

• Check SKF for availability

★ Fluorocarbon base materials sublime at 620°F (327°C)

Contact SKF for availability of Sirvon rings for select cylinder bore dia. up to 16.000"

Scotseal® family

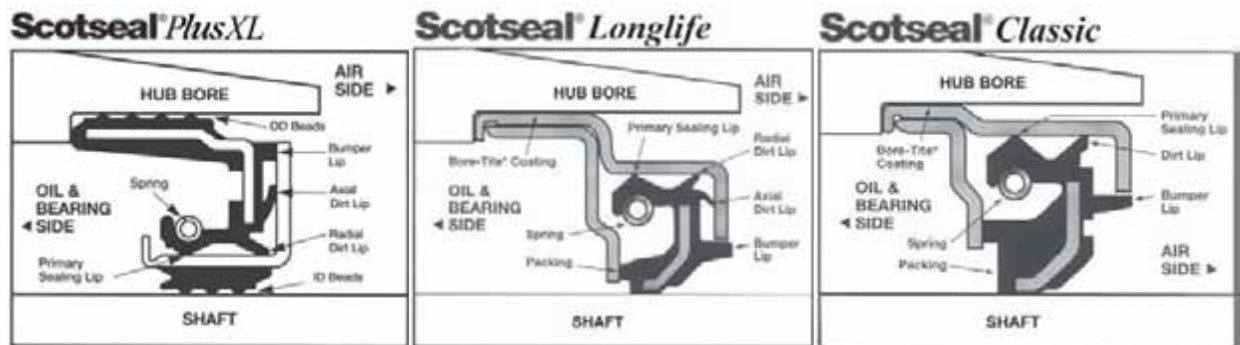


Figure 1

Figure 2

Figure 3

SKF Scotseal® PlusXL is a rubber unitized, one piece design. The Scotseal PlusXL consists of four sealing lips: a spring loaded primary sealing lip with patented Waveseal® design that is factory pre-lubed, a radial and axial dirt lip, plus an outer bumper lip that acts as a preliminary dirt excluder. Scotseal PlusXL requires no special installation tools and maintains a rubber-to-metal contact between the seal O.D. and the hub bore surface as well as a rubber-to-metal contact between the packing I.D. and spindle. (see Figure 1)

SKF Scotseal® Longlife is also a unitized, one piece design consisting of a sealing element (packing) that is assembled between a metal outer and inner case. The Scotseal Longlife's packing, however, consists of four sealing lips: a spring-loaded primary sealing lip that is factory pre-lubed, a radial and axial dirt lip, plus an outer bumper lip that acts as a preliminary dirt excluder. The Scotseal Longlife is pressfit into the hub

bore using Scotseal installation tools. The Scotseal Longlife maintains a metal-to-metal contact between the seal O.D. and the hub bore surface as well as a metal-to-metal contact between the packing I.D. and the spindle. (see Figure 2)

SKF Scotseal® Classic is a unitized, one piece design consisting of a sealing element (packing) that is assembled between a metal outer and inner case. The packing consists of three sealing lips: a spring-loaded primary sealing lip that is factory pre-lubed, a dirt exclusion lip, and an outer bumper lip that acts as a preliminary dirt excluder. The seal is pressfit into the hub bore using Scotseal installation tools. The Scotseal Classic maintains a metal-to-metal contact between the seal O.D. and the hub bore surface as well as a metal-to-metal contact between the packing I.D. and the spindle. (see Figure 3)

Scotseal family truck wheel seal operating conditions

	Scotseal Classic	Scotseal Longlife & Scotseal PlusXL
Surface speed	2000 F.P.M. max	5000 F.P.M. max
Temperature range	-40° to 250°F (-40° to 121°C)	-40° to 300°F (-40° to 149°C)
Pressure	2 p.s.i.	2 p.s.i.
Spindle finish	100 microinches MAX.	100 microinches max.
Spindle hardness	Rockwell C28	Rockwell C28
Spindle dia. tolerances	±0.003" Up to 4.000"	±0.003" Up to 4.000"
	±0.004" 4.001 to 6.000"	±0.004" 4.001 to 6.000"
	±0.005" 6.001 to 10.000"	±0.005" 6.001 to 10.000"
Bore runout	0.015" (TIR) max	0.015" (TIR) max
Spindle to bore misalignment	0.020" (TIR) max	0.020" (TIR) max
Seal O.D. tolerances	±0.004"	±0.004"
Bore tolerances	±0.0015" from 3.001 to 7.000"	±0.0015" from 3.001 to 7.000"
	±0.002" 7.001 to 12.000"	±0.002" 7.001 to 12.000"

Abbreviation list

ADJ	Adjustable
ASTM	American society of testing materials
AUTO	Automotive
AUX	Auxilliary
B.C.....	Bolt circle
BI-DIR	Bi-directional
BMP	Bumper
CAD	Cadmium
CCW	Counter-clockwise
CONST.....	Construction (type and style)
CW	Clockwise
DIA.....	Diameter
DIAM	Diameter
DIN	German industrial standard
DRO	Dynamic runout
EA	Each
FL	Flange
FPM.....	Feet per minute
FR HSG	From housing
GRD	Ground
I.D.	Inside diameter
ISO.....	International standardization organization
LT	Light
MAX.....	Maximum
MIN.....	Minimum
MM	Millimeters
MPM.....	Meters per minute
M/S	Meters per second
NO	Number
OAL	Over all length
O.D.	Outside diameter
P.F.	Press fit
PSI.....	Pounds per square inch
PV	Pressure x velocity
RA	Arithmetic average
RC	Rubber covered
RMA	Rubber manufacturers assoc., inc.
RMS	Root mean square
RPM	Revolutions per minute
S-K.....	Spring-Kover
SAE.....	Society of automotive engineers, inc.
SH	Shaft
SLV.....	Sleeve
SPEC	Special
SPL.....	Special
SS	Stainless steel
STBM.....	Shaft-to-bore misalignment
SZ	Size
THK	Thick
TIR	Total indicator reading
TYP	Typical
W/	With
W/O	Without
WD	Width
WS.....	Wiperseal

NOTES

NOTES

Complete size listing — Inches

Bore dia.	Width of seal	Stock no.	Type and style	Lip code	Bore dia.	Width of seal	Stock no.	Type and style	Lip code
.118 SHAFT					.313 SHAFT				
	.100	400034	VR1	V	.120		400080	VR1	R
		SHAFT RANGE .110 - .140					SHAFT RANGE .310 - .370		
.125 SHAFT					.120		400084	VR1	V
	.100	400030	VR1	R			SHAFT RANGE .310 - .370		
		SHAFT RANGE .110 - .140			.180		400081	VR2	R
.313	.063	451486	BUW	#			SHAFT RANGE .310 - .370		
.313	.094	711800	BV	R	.180		400085	VR2	V
.313	.094	721523	BV	V			SHAFT RANGE .310 - .370		
.313	.094	721578	BV	D	.500	.094	700054	BV	R
.156 SHAFT					.500	.125	3044	HM4	R
	.120	400040	VR1	R	.563	.125	711804	BV	R
		SHAFT RANGE .140 - .180			.563	.125	721512	BV	V
	.120	400044	VR1	V	.626	.156	▲3060	†HM14	R
		SHAFT RANGE .140 - .180			.626	.156	3061	HM14	V
.188 SHAFT					.626	.203	3050	†HM1	R
	.120	400050	VR1	R	.633	.141	3080	HM14	R
		SHAFT RANGE .180 - .210			.686	.313	▲3094	CRWA5	R
	.120	400054	VR1	V	.749	.250	▲3101	CRWA5	R
		SHAFT RANGE .180 - .210			.749	.250	3103	CRWA5	V
	.180	400051	VR2	R	.749	.250	▲3140	HM14	R
		SHAFT RANGE .180 - .210			.750	.250	3141	HM3	R
	.180	400055	VR2	V	.862	.250	3086	HM14	R
		SHAFT RANGE .180 - .210			.999	.313	▲3171	CRWA5	R
.375	.094	711801	BV	R	1.250	.375	3230	P1	L
.375	.094	721519	BV	V	.370 SHAFT				
.375	.094	★721522	BV	D	.606	.310	3626	HMSA76	R
.438	.125	711802	BV	R	.375 SHAFT				
.500	.125	▲1850	HM1	R	.180		400100	VR1	R
.250 SHAFT							SHAFT RANGE .370 - .450		
	.120	400060	VR1	R	.180		400104	VR1	V
		SHAFT RANGE .210 - .260					SHAFT RANGE .370 - .450		
	.120	400064	VR1	V	.260		400101	VR2	R
		SHAFT RANGE .210 - .260					SHAFT RANGE .370 - .450		
	.180	400061	VR2	R	.260		400105	VR2	V
		SHAFT RANGE .210 - .260					SHAFT RANGE .370 - .450		
	.180	400065	VR2	V	.563	.094	▲3621	HM3	R
.499	.188	▲2450	HM14	R	.625	.063	451056	BUW	#
.499	.188	2452	HMA14	V	.625	.125	711805	BV	R
.500	.125	711803	BV	R	.625	.125	721502	BV	V
.500	.125	721526	BV	V	.625	.125	721521	BV	D
.562	.188	▲2470	†HM14	R	.625	.125	▲527935	BB	R
.626	.250	▲2490	HM14	R	.625	.125	528759	BB	R
.749	.188	▲2560	HM14	R			W/STAINLESS STEEL CASE		
.749	.250	2513	CRW1	V	.628	.197	3632	HMA10	P
		W/SS CASE & SPRING			.687	.156	▲3645	†HM14	R
.749	.250	2514	†CRW1	R	.749	.250	▲3683	HM14	R
		W/SS CASE & SPRING			.749	.250	▲3687	CRW1	R
.258 SHAFT					.749	.250	3688	†CRW1	V
.449	.109	700036	BV	R	.749	.250	3689	CRW5	R
.281 SHAFT							W/SS CASE & SPRING		
	.120	400070	VR1	R	.750	.250	3680	†CRWA1	R
		SHAFT RANGE .260 - .310			.836	.188	▲3719	†CRW1	P
	.120	400074	VR1	V	.875	.250	▲3725	†CRW1	R
		SHAFT RANGE .260 - .310			.875	.250	▲3727	HM14	R
	.180	400071	VR2	R	.999	.250	▲3751	CRW1	R
		SHAFT RANGE .260 - .310			.999	.250	3752	†CRW1	V
	.180	400075	VR2	V	1.124	.250	▲3806	CRW1	R
		SHAFT RANGE .260 - .310			1.124	.375	3807	†CRW5	V
.404 SHAFT					.620	.188	▲4010	HM14	R
					.862	.250	4012	HM14	R

★ Contact manufacturer for availability
Bold numbers are preferred designs

† Includes Bore-Tite on O.D.
 ▲ WasteWatcher numbers

Complete size listing — Inches

Bore dia.	Width of seal	Stock no.	Type and style	Lip code	Bore dia.	Width of seal	Stock no.	Type and style	Lip code
.425 SHAFT					.500 SHAFT (Cont.)				
.875	.313	4100	CRWH3	R	.987	.250	4944	HMS1	R
.438 SHAFT					W/STAINLESS STEEL SPRING				
.688	.063	★ 451232	BUW	#	.999	.188	▲ 4950	† HM14	R
.688	.125	700101	BV	R	.999	.250	4980	† CRW1	V
.688	.125	721510	BV	D	W/STAINLESS STEEL SPRING				
.688	.125	721527	BV	V	.999	.250	4982	† CRWA1	P
.836	.188	▲ 4231	HM14	R	.999	.250	▲ 4984	† CRW1	R
.875	.313	4247	† HMS1	D	.999	.250	4985	† CRWA1	R
W/SS CASE & SPRING					.999	.250	4990	† HM14	R
.875	.375	4261	CRWA1	R	.999	.250	4991	† CRWA5	V
.875	.375	4262	† CRWA1	V	W/STAINLESS STEEL SPRING				
.875	.250	4249	† CRW1	P	.999	.313	4996	† CRWA5	R
.875	.250	▲ 4251	CRW1	R	1.000	.281	504260	† SC	R
.875	.250	4260	CRWA6	R	1.010	.204	5008	HMSA7	V
.879	.180	4256	HM8	R	1.124	.250	5045	† CRW1	P
.999	.250	▲ 4340	HM14	R	1.124	.250	5062	† CRWA1	R
.999	.250	4356	† CRW1	V	1.124	.250	5066	† CRW1	V
.999	.375	▲ 4355	† CRW1	R	1.124	.250	5067	† CRWA1	V
1.124	.250	▲ 4390	† CRW1	R	1.124	.250	▲ 5068	† CRW1	R
.469 SHAFT					1.124	.250	5069	† CRWA5	R
.836	.188	4623	HM14	P	1.124	.250	5072	† CRWA5	V
.875	.219	▲ 4628	HM14	R	1.124	.250	▲ 5085	† HM14	R
.999	.313	▲ 4641	† P2	R	1.124	.313	5046	† CRW1	P
.500 SHAFT					1.249	.188	5131	CRWH3	R
		480050	KIT	R	W/SS CASE & SPRING				
		SPEEDI-SLEEVE & SEAL KIT			1.250	.250	▲ 5133	† CRW1	R
.250		99050	SSLEEVE		1.250	.250	546966	† CRW1	V
.180		SHAFT RANGE .498 - .502			1.375	.250	▲ 5150	† CRW1	R
		400120	VR1	R	1.375	.250	5151	† CRW1	V
.180		SHAFT RANGE .450 - .530			.531 SHAFT				
		400124	VR1	V	.180		400130	VR1	R
.260		400121	VR2	R	SHAFT RANGE .490 - .570				
.260		SHAFT RANGE .450 - .530			.180		400134	VR1	V
		400125	VR2	V	SHAFT RANGE .490 - .570				
.688	.094	▲ 4911	HM3	R	.999	.250	5321	† CRWA1	S
.688	.170	4909	HMS1	R	1.124	.313	5334	CRSA1	R
		P.F. WIDTH .100			.546 SHAFT				
.749	.125	▲ 4913	HMS1	R	.875	.250	5385	CRW1	P
		O.A. WIDTH .156			.551 SHAFT				
.750	.063	451225	BUW	#	.945	.394	5553	D8-SPL	P
.750	.125	711806	BV	R	1.024	.787	5507	HMSASPL	P
.750	.125	721513	BV	V	1.124	.203	▲ 5399	† HM21	R
.750	.125	721518	BV	D	.554 SHAFT				
.750	.125	▲ 4912	† HM14	R	.999	.250	5605	† CRW1	R
.802	.203	709001	WS	R	W/SS CASE & SPRING				
.820	.156	▲ 4914	† HM14	R	.561 SHAFT				
.843	.250	▲ 4923	† HM14	R	1.000	.254	5425	HMSA7	P
.875	.125	4925	HM14	R	.563 SHAFT				
.875	.250	▲ 4931	† CRW1	R	.250		99056	SSLEEVE	
.875	.250	4932	† CRW1	V	SHAFT RANGE .560 - .566				
.875	.250	4933	† CRWA1	V	.180		400144	VR1	V
.875	.250	4935	† CRWA1	V	SHAFT RANGE .530 - .610				
W/SS CASE & SPRING					.260		400141	VR2	R
.875	.250	4936	† CRW1	D	SHAFT RANGE .530 - .610				
.875	.250	▲ 4938	HM14	R	.260		400145	VR2	V
.875	.313	4939	† CRWA1	R	SHAFT RANGE .530 - .610				
.875	.313	4940	† CRWA5	R	.750	.094	5500	HM3	R
.875	.313	4941	† CRWA5	V	.813	.063	★ 451240	BUW	#
.987	.250	▲ 4943	† CRW1	R	.813	.125	710696	BV	R

Complete size listing — Inches

Bore dia.	Width of seal	Stock no.	Type and style	Lip code	Bore dia.	Width of seal	Stock no.	Type and style	Lip code
.563 SHAFT (Cont.)					.625 SHAFT (Cont.)				
.813	.125	721557	BV	D	.987	.250	6134	† CRW1	R
.813	.125	721569	BV	V			W/STAINLESS STEEL SPRING		
.813	.126	▲ 5510	HMS1	R	.999	.250	6139	† CRWA1	V
.875	.188	▲ 5522	† HM14	R			W/STAINLESS STEEL SPRING		
.875	.188	5523	† CRW1	D	.999	.250	6141	† CRWA1	R
.999	.219	▲ 5569	† HM14	R	.999	.250	▲ 6143	† CRW1	R
.999	.250	5542	† CRW1	V	.999	.250	▲ 6147	HMSA11	R
.999	.250	5543	† CRW1	R			W/SS CASE & SPRING		
		W/SS CASE & SPRING			.999	.250	6151	† CRWA5	R
.999	.250	5606	† CRWA1	R	1.000	.125	▲ 6152	† HM14	P
.999	.256	▲ 5541	† CRW1	R	1.063	.250	6157	† CRW1	R
1.124	.250	5650	† CRW1	V	1.063	.250	▲ 6158	† HM14	R
1.124	.250	▲ 5652	† CRW1	R	1.124	.281	504261	SC	R
1.124	.250	5662	† CRWA1	R	1.124	.250	6191	† CRW5	R
1.124	.250	▲ 5685	HM14	R	1.124	.250	▲ 6203	† CRW1	R
1.250	.250	▲ 5707	† CRW1	R	1.124	.250	6204	† CRWA1	R
1.375	.250	▲ 5756	† CRW1	R	1.124	.250	6213	† CRW1	V
.570 SHAFT					1.124	.250	6215	† CRWA1	V
	.180	400140	VR1	R	1.124	.250	▲ 6225	† HM14	R
		SHAFT RANGE .530 - .610			1.124	.374	6231	† CRWA5	V
.591 SHAFT					1.124	.375	6184	† CRWHA5	R
.827	.197	5904	HMSA7	P			W/SS CASE & SPRING		
1.102	.591	6103	HMS15	V	1.124	.375	▲ 6229	† CRWA5	R
		P.F. WIDTH .236 (6MM)			1.125	.125	▲ 527937	BB	R
.594 SHAFT					1.126	.250	▲ 6232	† CRW5	R
1.124	.250	▲ 5946	† HM14	R			W/SS CASE & SPRING		
1.124	.313	▲ 5926	† CRW1	R	1.181	.250	▲ 6247	† CRWA1	R
1.250	.313	5950	CRSA1	R	1.181	.256	6248	† CRWA1	V
1.375	.313	▲ 5966	† CRSA1	R	1.250	.250	6309	† CRW1	V
.624 SHAFT					1.250	.250	▲ 6315	† CRW1	R
1.131	.188	6243	† HM14	R	1.250	.250	6316	† CRWA1	R
.625 SHAFT					1.250	.250	▲ 6323	† HM14	R
	.313	99062	SSLEEVE		1.250	.313	▲ 6280	CRWA5	R
		SHAFT RANGE .623 - .627					W/SS CASE & SPRING		
	.313	99810	GSLEEVE		1.250	.313	6285	CRWA5	V
		SHAFT RANGE 0.623 - 0.627					W/SS CASE & SPRING		
	.180	400160	VR1	R	1.259	.250	▲ 6330	† HM14	R
		SHAFT RANGE .610 - .690			1.375	.250	6367	CRWH3	R
	.180	400164	VR1	V			W/SS CASE & SPRING		
		SHAFT RANGE .610 - .690			1.375	.250	▲ 6370	† HM14	R
	.260	400161	VR2	R	1.375	.250	6371	† CRW5	P
		SHAFT RANGE .610 - .690			1.375	.250	▲ 6372	† CRW1	R
	.260	400165	VR2	V	1.375	.250	6373	† CRWA1	R
		SHAFT RANGE .610 - .690			1.375	.250	6379	† CRW1	V
.812	.094	▲ 6105	HM3	R	1.375	.250	6383	† CRWA1	V
.813	.094	6106	HM3	V	1.375	.375	6388	† CRWA5	R
.875	.063	451081	BUW	#			W/SS CASE & SPRING		
.875	.125	710212	BV	R	1.377	.250	▲ 6391	† CRWHA1	R
.875	.125	712130	BV	V	1.499	.250	▲ 6386	† CRW1	R
.875	.125	721503	BV	V	1.500	.313	6393	† CRW5	V
.875	.125	721520	BV	D			W/STAINLESS STEEL SPRING		
.875	.188	▲ 6120	HMS1	R	1.850	.276	534948	CRWA1	V
		P.F. WIDTH .125			.630 SHAFT				
.875	.188	6119	HMSA1	R	.827	.157	6113	HMA1	R
		P.F. WIDTH .125			1.024	.250	6293	HMSA7	P
.927	.203	709002	WS	R	1.102	.595	6413	HMS-SPL	P
.927	.203	712120	WS	V	1.220	.787	6539	HMSA12	R
.933	.188	▲ 6125	† HM14	R	1.757	.554	6295	HM-SPL	R
.933	.188	6126	† HM14	V	2.205	.256	6455	J-TYPE	V
.937	.188	▲ 6130	† HM14	R			W/CW HELIX FROM AIR SIDE		
.656 SHAFT					1.124	.313	▲ 6521	† CRW1	R
					1.250	.250	▲ 6541	† CRW1	R

★ Contact manufacturer for availability
Bold numbers are preferred designs

† Includes Bore-Tite on O.D.
 ▲ WasteWatcher numbers

Complete size listing — Inches

Bore dia.	Width of seal	Stock no.	Type and style	Lip code	Bore dia.	Width of seal	Stock no.	Type and style	Lip code
.656 SHAFT (Cont.)					.709 SHAFT				
1.375	.313	▲ 6556	† CRW1	R	1.339	.315	7089	CRSA1	P
1.575	.250	▲ 6580	† CRW1	R	.736 SHAFT				
.669 SHAFT					1.378	.276	7400	HMSA7	R
.999	.188	6595	† CRW1	R	.747 SHAFT				
1.064	.250	6728	† CRW1	R	1.500	.375	7566	KIT	R
W/SS CASE & SPRING					.748 SHAFT				
1.064	.250	▲ 6729	† CRW1	R	1.496	.300	7251	HMSA7	R
1.250	.250	▲ 6806	† HM14	R	P.F. WIDTH .276 SPECIAL CONST				
1.339	.311	6992	CRSA1	P	2.047	.276	534956	† CRWA1	V
1.378	.276	6641	HMSA124	P	.750 SHAFT				
W/1.703 FLANGE					480074 KIT R				
1.573	.281	▲ 6597	CRW1	V	SPEEDI-SLEEVE & SEAL KIT				
W/SS CASE & SPRING					.236		400200	VR1	R
.684 SHAFT					SHAFT RANGE .750 - .830				
	.313	99060	SSLEEVE		.240		400204	VR1	V
SHAFT RANGE .682 - .686					SHAFT RANGE .750 - .830				
.685 SHAFT					.999	.125	▲ 7410	HM14	R
1.181	.276	6757	HMSA7	R	1.000	.063	451245	BUW	#
.688 SHAFT					1.000	.125	711825	BV	R
	.180	400180	VR1	R	1.000	.125	721516	BV	V
		SHAFT RANGE .690 - .750			1.000	.125	★ 721551	BV	D
	.180	400184	VR1	V	1.000	.125	7408	† HM14	D
		SHAFT RANGE .690 - .750			1.004	.156	7409	HM8	R
	.260	400181	VR2	R	1.006	.125	▲ 7411	† HM14	R
		SHAFT RANGE .690 - .770			1.012	.226	7535	CRW1	R
	.260	400185	VR2	V	1.031	.313	7412	HMA6	R
		SHAFT RANGE .690 - .770			1.052	.203	709004	WS	R
.938	.063	451284	BUW	#	1.062	.188	▲ 7413	HM14	R
.938	.125	711807	BV	R	1.124	.156	▲ 7415	† HM14	R
.938	.125	★ 721555	BV	D	1.124	.188	▲ 7414	† CRW1	R
.938	.125	721570	BV	V	1.124	.188	7417	† CRW1	V
.990	.203	709003	WS	R	1.187	.156	▲ 7421	HM14	R
.999	.188	6720	† HM14	R	1.249	.188	7467	CRW1	V
1.124	.190	6738	† CRW1	R	W/STAINLESS STEEL SPRING				
1.124	.250	▲ 6741	† CRW1	R	1.250	.281	504262	SC	R
1.124	.250	6743	† CRW1	R	1.250	.125	▲ 527938	BB	R
W/SS CASE & SPRING					1.250	.125	528762	BB	R
1.124	.250	6745	† CRW1	V	W/STAINLESS STEEL CASE				
W/STAINLESS STEEL SPRING					1.250	.188	▲ 7439	† CRW1	R
1.124	.250	▲ 6759	† HM14	R	1.250	.188	7478	CRW1	R
1.187	.125	6762	† HM14	R	1.250	.250	7434	† CRWA5	R
1.187	.188	6770	† CRW1	V	1.250	.250	7438	† CRW1	R
1.188	.188	▲ 6763	† CRW1	R	W/BRASS CASE & SS SPRING				
1.250	.256	6751	† CRWHA1	V	1.250	.250	7440	† CRW1	R
1.250	.256	6765	† CRWA1	R	1.250	.250	7443	† CRWA1	R
1.250	.256	6888	† CRWA1	S	1.250	.250	7450	† CRW1	V
1.250	.313	▲ 6767	† CRW1	R	1.250	.250	7453	† CRWA1	V
1.250	.313	6768	† CRW1	V	1.250	.250	7455	† CRWA1	V
1.252	.220	6769	† CRWH1	V	W/SS CASE & SPRING				
1.375	.125	6915	HM14	R	1.250	.250	▲ 7464	† HM14	R
1.375	.250	6814	† CRWA1	R	1.250	.313	7465	CRWA7	R
1.375	.250	▲ 6920	† HM14	R	1.250	.375	▲ 7449	† CRWA5	R
1.375	.313	▲ 6816	† CRW1	R	1.252	.188	▲ 7469	† CRW1	R
1.375	.313	6817	† CRW1	V	1.259	.250	7477	† HM14	R
1.499	.250	▲ 6935	† CRW1	R	1.260	.250	▲ 7473	† CRW1	R
1.624	.250	6990	† CRWA1	R	1.301	.250	7481	† HM14	R
.703 SHAFT					1.312	.250	▲ 7474	† CRW1	R
1.160	.250	7010	HMS2	R	1.312	.250	7475	† CRWA1	R
					1.375	.250	7509	† CRWA5	V
					1.375	.250	▲ 7512	† CRW1	R
					1.375	.250	7513	† CRWA1	R

Complete size listing — Inches

Bore dia.	Width of seal	Stock no.	Type and style	Lip code	Bore dia.	Width of seal	Stock no.	Type and style	Lip code
.750 SHAFT (Cont.)					.813 SHAFT (Cont.)				
1.375	.250	7515	† CRW1	V	1.063	.125	721507	BV	V
1.375	.250	7517	† CRWA1	V	1.063	.125	8009	HM3	R
1.375	.250	7533	† CRWA1	P	1.187	.313	8013	† CRWA1	V
1.375	.250	▲ 7536	HM14	R	W/SS CASE & SPRING				
1.375	.250	7537	HM14	P	1.250	.188	▲ 8017	CRW1	R
1.416	.266	7541	HMS2	S	1.250	.375	8019	HMS4	R
1.437	.250	7550	† HM14	R	1.375	.234	▲ 8080	CRW	R
1.499	.250	7567	† CRW1	V	NO SPRING				
1.499	.250	▲ 7571	† HM14	R	1.375	.375	8053	† CRW1	V
1.499	.250	▲ 7572	CRW1	R	1.375	.375	▲ 8060	† CRW1	R
1.499	.250	7573	† CRWA1	R	1.499	.250	▲ 8088	CRW1	R
1.575	.250	▲ 7591	† CRW1	R	1.624	.250	▲ 8178	† CRW1	V
1.624	.250	7623	† CRW1	V	1.752	.375	▲ 8215	† CRW1	R
W/STAINLESS STEEL SPRING					.815 SHAFT				
1.624	.250	7624	† CRWA1	V	1.623	.248	536599	HMS-SPL	R
W/STAINLESS STEEL SPRING					.827 SHAFT				
1.624	.250	▲ 7627	† CRW1	R	1.260	.315	8278	HMSA7	R
1.624	.250	7628	† CRWA1	R	W/CW HELIX FROM AIR SIDE				
1.752	.250	▲ 7636	† CRW1	R	.844 SHAFT				
1.752	.250	7638	† CRWA1	V	1.828	.313	▲ 8485	CRSA1	R
1.828	.250	7661	† CRW1	R	.859 SHAFT				
1.874	.250	▲ 7690	† CRW1	R	.250	901	KIT	R	
2.047	.313	▲ 7693	† CRW1	R	SPEEDI-SLEEVE & SEAL KIT				
.760 SHAFT					.250	99086	SSLEEVE		
	.313	99081	SSLEEVE		SHAFT RANGE .857 - .861				
SHAFT RANGE .759 - .761					1.574	.630	550189	HMSA127	R
.762 SHAFT					.875 SHAFT				
1.160	.250	7750	HMS2	R	.313	99087	SSLEEVE		
.763 SHAFT					SHAFT RANGE .873 - .877				
1.177	.390	★ 7620	SPLINSL	V	.313	99812	GSLEEVE		
.781 SHAFT					SHAFT RANGE 0.873 - 0.877				
	.313	99080	SSLEEVE		.240	400220	VR1	R	
SHAFT RANGE .780 - .784					SHAFT RANGE .830 - .950				
1.375	.197	▲ 7831	† HM14	R	.240	400224	VR1	V	
1.375	.313	7824	† CRW1	V	SHAFT RANGE .830 - .950				
1.375	.313	▲ 7829	CRW1	R	.350	400221	VR2	R	
1.499	.313	▲ 7849	† CRW1	R	SHAFT RANGE .830 - .950				
1.624	.313	▲ 7872	† CRW1	R	.350	400225	VR2	V	
1.752	.313	8213	CRSHA1	R	SHAFT RANGE .830 - .950				
1.828	.250	▲ 7889	† CRW1	P	1.125	.063	451242	BUW	#
.787 SHAFT					1.125	.125	711810	BV	R
1.124	.188	▲ 7740	† CRW1	R	1.125	.125	721514	BV	V
1.181	.276	7861	HMSA7	R	1.125	.125	721524	BV	D
W/CW HELIX FROM AIR SIDE					1.125	.125	8619	† HM14	V
1.375	.250	7539	CRWH3	R	1.125	.125	▲ 8620	HM14	R
W/SS CASE & SPRING					1.240	.219	709005	WS	R
1.457	.276	8046	† CRW1	V	1.246	.188	▲ 8625	† HM14	R
.788 SHAFT					1.250	.188	▲ 8624	† CRW1	R
1.262	.250	536589	CRWA6	R	1.250	.250	8621	† CRW1	V
.813 SHAFT					1.250	.250	8634	† CRWA5	V
	.375	99083	SSLEEVE		1.251	.188	▲ 8627	HM14	R
SHAFT RANGE .811 - .815					1.251	.188	8631	HM3	R
	.350	400201	VR2	R	W/STAINLESS STEEL CASE				
SHAFT RANGE .770 - .830					1.255	.188	▲ 8632	† HM14	R
	.350	400205	VR2	V	1.308	.250	▲ 8637	† HM14	R
SHAFT RANGE .770 - .830					1.308	.250	8649	† CRW1	V
1.063	.063	451246	BUW	#	1.312	.250	▲ 8645	† HM14	R
1.063	.125	711809	BV	R	1.375	.281	504263	SC	R
1.063	.125	721506	BV	D	1.375	.188	▲ 8677	† HM14	R
					1.375	.246	8786	† CRWA1	R

★ Contact manufacturer for availability
Bold numbers are preferred designs

† Includes Bore-Tite on O.D.
 ▲ WasteWatcher numbers

Complete size listing — Inches

Bore dia.	Width of seal	Stock no.	Type and style	Lip code	Bore dia.	Width of seal	Stock no.	Type and style	Lip code
.875 SHAFT (Cont.)					.938 SHAFT (Cont.)				
1.375	.250	8646	†CRW1	V	1.250	.156	★721580	BV	D
1.375	.250	▲ 8660	†CRWA5	R	1.375	.250	▲ 9243	†HM14	R
1.375	.250	8665	†CRWA5	V	1.375	.250	▲ 9244	†CRWA1	R
1.375	.256	▲ 8648	†CRW1	R	1.499	.250	▲ 9298	†HM14	R
1.437	.250	▲ 8690	†HM14	R	1.500	.250	▲ 9303	†CRW1	R
1.437	.250	8691	†CRW1	R	1.500	.250	9304	†CRW1	V
1.497	.313	▲ 8694	†CRWA5	V	1.500	.375	671	FELT	F
		W/STAINLESS STEEL SPRING			1.624	.250	▲ 9307	†CRW1	R
1.499	.250	▲ 8700	†CRW1	R	1.624	.250	9308	†CRW1	V
1.499	.250	8702	†CRWA1	R	1.734	.250	9354	†HM14	R
1.499	.250	8704	†CRW1	V	1.752	.250	▲ 9347	†CRW1	R
1.499	.250	8707	†CRWA1	V	1.828	.250	▲ 9409	†CRW1	R
		W/STAINLESS STEEL SPRING			.942 SHAFT				
1.499	.250	▲ 8741	†HM21	R	2.110	.990	9420	END CAP	P
1.499	.313	8698	HMSW87	R	.945 SHAFT				
		W/SS CASE & SPRING			1.575	.315	9515	CRS1	R
1.499	.313	8703	CRW1	R			W/CW HELIX FROM AIR SIDE		
1.499	.453	8749	†DH2	RR	2.441	.315	534949	CRWA1	V
1.502	.313	▲ 8748	†CRWA1	R	.950 SHAFT				
1.562	.250	▲ 8761	HM14	R	1.358	.275	▲ 9520	†CRW1	P
1.575	.250	▲ 8763	†CRW1	R	2.060	.359	9510	HMS11	P
1.575	.250	▲ 8772	HM14	R	.969 SHAFT				
1.624	.188	8802	HM8	R		.313	99094	SSLEEVE	
1.624	.250	8782	†CRWA1	R			SHAFT RANGE .966 - .970		
1.624	.250	8795	†CRW1	V		.625	99096	SSLEEVE	
1.624	.250	▲ 8796	†CRW1	R			SHAFT RANGE .966 - .970		
1.624	.256	534953	†CRWA1	V	1.406	.250	▲ 9604	†CRWA1	P
1.688	.375	9963	†KIT	R	1.499	.313	9611	†CRW1	V
		SEE KIT SECTION			1.499	.313	▲ 9613	CRW1	R
1.752	.250	▲ 8821	†CRW1	R	1.624	.250	▲ 9646	†CRW1	R
1.828	.250	▲ 8842	†CRW1	R	1.624	.250	9647	†CRW1	V
1.874	.250	▲ 8860	†CRW1	R	1.686	.313	9663	†CRWA1	R
2.000	.250	▲ 8870	†CRW1	R	1.686	.313	▲ 9664	†CRW1	R
2.050	.375	8871	†CRWH1	V	1.752	.250	▲ 9667	†CRW1	R
2.060	.359	▲ 8885	W28	P	1.828	.313	▲ 9681	†CRW1	R
.878 SHAFT					1.828	.578	★9684	†E3	RR
1.249	.188	★ 8891	CRWH3	R	2.048	.375	9688	†CRS1	R
		W/SS CASE & SPRING			.981 SHAFT				
.882 SHAFT					1.376	.313	9888	CRW1	V
2.088	.313	9000	†CRWHA1	R			W/SS CASE & SPRING		
.906 SHAFT					.984 SHAFT				
1.338	.315	9065	HMSA7	R	1.383	.151	9808	HMS4N	R
		W/CCW HELIX FROM AIR SIDE			1.496	.236	9701	HMSA7	V
1.339	.256	9006	HMS4	R			W/CW HELIX FROM AIR SIDE		
1.575	.276	9068	HMSA7	P	1.499	.250	▲ 9686	†CRW1	V
		W/CCW HELIX FROM AIR SIDE					W/SS CASE & SPRING		
.910 SHAFT					1.596	.250	▲ 9700	†CRWA5	R
	.313	99091	SSLEEVE		1.732	.394	9752	HMSHA7	P
		SHAFT RANGE .908 - .912					W/CW HELIX FROM AIR SIDE		
	.313	99860	GSLEEVE		1.749	.375	9803	CRWA1	V
		SHAFT RANGE 0.908 - 0.912					W/SS CASE & SPRING		
.917 SHAFT					1.752	.313	▲ 9805	†CRWA5	V
1.476	.236	9176	HMSH4	R			W/SS CASE & SPRING		
.938 SHAFT					1.850	.250	9786	CRWA1	V
1.188	.063	451032	BUW	T			W/SS SPRING		
1.188	.125	711811	BV	R	1.000 SHAFT				
1.188	.125	★721511	BV	D		.313	480097	KIT	R
1.250	.156	711812	BV	R			SPEEDI-SLEEVE & SEAL KIT		
1.250	.156	721528	BV	V					

Complete size listing — Inches

Bore dia.	Width of seal	Stock no.	Type and style	Lip code	Bore dia.	Width of seal	Stock no.	Type and style	Lip code
1.000 SHAFT (Cont.)					1.000 SHAFT (Cont.)				
.313		480098	KIT	R	1.624	.250	▲ 9934	† CRW1	R
		SPEEDI-SLEEVE & SEAL KIT			1.624	.250	9935	† CRWA1	R
.313		480099	KIT	R	1.624	.250	9937	† CRW1	V
		SPEEDI-SLEEVE & SEAL KIT			1.624	.250	9939	† CRWA1	V
.313		99100	SSLEEVE		1.686	.256	544257	† CRW1	V
		SHAFT RANGE .998 - 1.002			1.686	.256	▲ 9960	† CRW1	R
.313		99814	GSLEEVE		1.752	.250	9982	† CRW1	V
		SHAFT RANGE 0.998 - 1.002			1.752	.250	9983	† CRWA1	V
.240		400250	VR1	R			W/STAINLESS STEEL SPRING		
		SHAFT RANGE .950 - 1.070			1.752	.250	▲ 9995	† HM21	R
.240		400254	VR1	V	1.752	.250	▲ 9997	† CRW1	R
		SHAFT RANGE .950 - 1.070			1.752	.250	9998	† CRWA1	R
.350		400251	VR2	R	1.752	.313	9967	† CRWA5	R
		SHAFT RANGE .950 - 1.070			1.781	.250	530484	HM21	R
.350		400255	VR2	V	1.781	.469	▲ 10034	† HM14	R
		SHAFT RANGE .950 - 1.070			1.781	.469	▲ 10035	† HM18	R
1.250	.125	711080	BV	R			CLEARANCE D .265		
1.250	.125	721558	BV	V	1.828	.250	10046	† CRW1	V
1.250	.125	★ 721581	BV	D	1.828	.250	10047	† CRW1	P
1.250	.125	712131	BV	V	1.828	.250	▲ 10049	† CRW1	R
1.250	.125	▲ 9815	† HM14	R	1.828	.250	10050	† CRWA1	R
1.312	.125	▲ 9818	† HM14	R			W/STAINLESS STEEL SPRING		
1.313	.063	451047	BUW	#	1.851	.250	▲ 10071	† CRW1	R
1.313	.156	701084	BV	D	1.851	.250	▲ 10074	† HM14	R
1.313	.156	721529	BV	V	1.874	.250	▲ 10075	† CRW1	R
1.365	.219	709006	WS	R	1.938	.250	▲ 10104	† CRW1	R
1.365	.219	712121	WS	V	1.938	.250	▲ 10112	† HM14	R
1.367	.313	9822	† CRW1	R	1.983	.250	10111	† CRWA1	V
1.375	.188	▲ 9820	† HM14	R	1.983	.313	▲ 10114	† CRWA1	R
1.375	.250	▲ 9814	† CRWA5	R	2.000	.250	▲ 10123	† CRW1	R
1.375	.250	▲ 9826	CRW1	P	2.000	.250	10124	† CRWA1	R
1.375	.250	9831	† CRW1	V	2.000	.250	10127	† CRWA1	R
1.437	.250	9833	† CRW1	V			W/SS CASE & SPRING		
1.437	.250	▲ 9835	† HM14	R	2.000	.250	10128	† CRW1	V
1.437	.250	▲ 9837	† CRW1	R	2.000	.250	10129	† CRWA1	V
1.437	.250	9838	† CRWA1	R	2.000	.250	▲ 10153	† HM21	R
1.437	.250	9847	† CRWA1	V	2.000	.313	10131	† CRWA5	R
1.442	.250	550074	HMS1	P	2.047	.250	▲ 10157	† CRWA1	R
1.496	.390	9850	† CRW1	R	2.062	.250	▲ 10158	† CRW1	R
1.499	.188	▲ 9859	† HM14	R	2.250	.250	▲ 10169	† CRW1	R
1.499	.250	▲ 9843	† CRWA5	R	2.250	.250	10172	† HM14	R
1.499	.250	9852	† CRW1	R	2.356	.270	538266	X15	R
		W/SS CASE & SPRING			2.441	.375	▲ 10178	HMSA7	R
1.499	.250	9854	† CRW1	V	1.024 SHAFT				
1.499	.250	9855	CRW5	R	1.811	.276	10205	† HMS1	P
		W/SS CASE & SPRING					W/CW HELIX FROM AIR SIDE		
1.499	.250	9858	† CRWA5	V	1.062 SHAFT				
1.499	.250	▲ 9876	† CRW1	R	1.507	.374	10523	J-TYPE	R
1.499	.250	9878	† CRWA1	R	2.125	.313	10781	† KIT	R
1.499	.250	9879	† CRWA1	V	1.063 SHAFT				
1.499	.315	9862	† CRWA1	V	1.375	.156	711814	BV	R
1.499	.374	544167	† CRWA5	P	1.375	.156	★ 721582	BV	D
1.500	.250	712589	BV	R	1.499	.250	▲ 10515	† CRW1	R
1.500	.281	504264	SC	R	1.499	.250	10518	† CRW1	V
1.500	.250	9863	† CRWA5	R	1.512	.256	532866	† CRW1	P
1.500	.374	9811	HMS4	R	1.561	.250	▲ 10581	† CRW1	R
1.510	.219	▲ 9853	† HM21	R	1.575	.315	10584	HMSA7	V
1.513	.536	9889	HMSHA31	R			W/CCW HELIX FROM AIR SIDE		
		SEAL OD 1.513, MINOR OD 2.250			1.577	.250	▲ 10583	† CRW1	R
1.561	.250	▲ 9894	† CRW1	R	1.624	.250	▲ 10598	† CRW1	R
1.561	.250	▲ 9900	† HM14	R	1.686	.250	▲ 10632	† CRW1	R
1.563	.188	▲ 527939	BB	R					
1.575	.250	▲ 9903	† HM14	R					
1.575	.313	▲ 9907	† CRWA1	R					
1.624	.250	▲ 9932	† HM14	R					

★ Contact manufacturer for availability
Bold numbers are preferred designs

† Includes Bore-Tite on O.D.
 ▲ WasteWatcher numbers

Complete size listing — Inches

Bore dia.	Width of seal	Stock no.	Type and style	Lip code	Bore dia.	Width of seal	Stock no.	Type and style	Lip code
1.063 SHAFT (Cont.)					1.125 SHAFT (Cont.)				
1.693	.355	10634	HMSA7	P	1.499	.188	▲ 11061	CRW1	R
			W/CCW HELIX FROM AIR SIDE		1.561	.250	† 11066	† CRW1	P
1.693	.355	10661	HMSA7	R	1.561	.250	▲ 11067	† CRW1	R
			W/CW HELIX FROM AIR SIDE		1.561	.250	11071	† CRW1	V
1.693	.276	10494	HMSA7	P	1.562	.188	11065	HM8	R
			W/CW HELIX FROM AIR SIDE		1.562	.250	▲ 11081	HM14	R
1.752	.250	▲ 10653	† CRW1	R	1.565	.250	▲ 11082	† CRW1	R
1.752	.250	10655	† CRW1	V	1.624	.250	11111	† CRW1	P
1.828	.250	▲ 10681	† CRW1	R	1.624	.250	▲ 11123	† CRW1	R
1.874	.250	▲ 10700	† CRW1	R	1.624	.250	▲ 11130	† HM21	R
1.979	.250	10728	† CRW1	R	1.624	.250	11133	† CRW1	V
1.983	.250	▲ 10733	† CRW1	R	1.624	.256	11124	† CRWA1	R
2.000	.250	▲ 10740	† CRW1	R	1.624	.256	11134	† CRWA1	V
2.062	.250	10766	† CRW1	R	1.626	.250	11139	† CRWA5	V
2.125	.625	★ 11904	KIT	P	1.628	.281	504265	SC	R
			SEE KIT SECTION		1.630	.313	11143	HMS4N	R
1.089 SHAFT					1.693	.256	11136	HMSA1	R
	.313	99108	SSLEEVE		1.750	.250	▲ 11150	† HM14	R
			SHAFT RANGE 1.087 - 1.091		1.752	.250	▲ 11138	† CRW1	R
1.100 SHAFT					1.752	.250	11144	† CRW1	V
2.205	.394	11000	HMSA7	P	1.781	.250	▲ 11161	† HM21	R
1.102 SHAFT					1.781	.469	▲ 11164	HM18	R
1.614	.276	10944	HMSA7	P			CLEARANCE D .265		
			W/CCW HELIX FROM AIR SIDE		1.781	.469	11194	HM18	R
1.693	.315	10927	HMSA7	R			CLEARANCE D .265		
			W/CW HELIX FROM AIR SIDE		1.781	.406	11180	† HMSA7	R
1.732	.354	10938	HMSH78	P	1.828	.250	▲ 11170	† CRW1	R
			W/CW HELIX FROM AIR SIDE		1.828	.250	11171	† CRWA1	R
1.890	.550	10966	D3	P	1.828	.250	11172	† CRW1	V
1.913	.315	10956	HMS	P	1.828	.250	11175	† CRWA1	V
			W/CW HELIX FROM AIR SIDE		1.828	.250	▲ 11191	HM21	R
1.969	.315	11076	HMSA7	P	1.852	.313	▲ 11197	† CRWH1	R
2.087	.378	10983	HMSA965	P	1.852	.313	11200	† CRWHA1	R
1.122 SHAFT					1.874	.250	11207	† CRW1	V
1.624	.236	11122	HMSA7	P	1.874	.250	11208	† CRWA1	V
			W/CW HELIX FROM AIR SIDE		1.874	.250	▲ 11209	† CRW1	R
1.125 SHAFT					1.874	.250	11223	† CRWA1	R
	.313	99112	SSLEEVE		1.938	.343	▲ 11269	HM14	R
			SHAFT RANGE 1.123 - 1.127				CLEARANCE D .352		
	.313	99816	GSLEEVE		1.938	.625	▲ 11284	HD2	R
			SHAFT RANGE 1.123 - 1.127				CLEARANCE D .415		
	.375	99116	SSLEEVE		1.983	.250	▲ 11299	† CRW1	R
			SHAFT RANGE 1.123 - 1.127		2.000	.250	▲ 11334	† HM21	R
	.240	400280	VR1	R	2.000	.250	11344	† CRW1	V
			SHAFT RANGE 1.070 - 1.140		2.000	.256	▲ 11340	† CRW1	R
	.240	400284	VR1	V	2.000	.375	11343	† CRWA1	R
			SHAFT RANGE 1.070 - 1.140		2.047	.250	▲ 11352	† HM21	R
	.350	400281	VR2	R	2.047	.313	▲ 11353	† CRWA1	R
			SHAFT RANGE 1.070 - 1.140		2.062	.250	11368	† CRWA1	V
	.350	400285	VR2	V	2.062	.313	▲ 11366	† CRW1	R
			SHAFT RANGE 1.070 - 1.140		2.125	.375	11377	† KIT	R
1.375	.125	▲ 11050	HM14	R	2.125	.313	▲ 11372	† CRW1	R
1.375	.125	11052	† HM14	V	2.250	.250	▲ 11378	† CRW1	R
1.438	.063	451286	BUW	#	2.441	.250	▲ 11392	† CRW1	R
1.438	.156	711816	BV	R	2.835	.375	11405	† CRSA1	R
1.438	.156	721508	BV	D	2.875	.469	11410	† CRSH1	R
1.438	.156	721530	BV	V	1.126 SHAFT				
1.438	.203	▲ 11055	† HM14	R	1.575	.236	▲ 11086	† CRWA1	R
1.490	.219	709007	WS	R	1.142 SHAFT				
1.499	.188	▲ 11060	† HM14	R	1.614	.236	11417	HMSA7	P
							W/CW HELIX FROM AIR SIDE		
					1.693	.315	11422	HMSA7	P
							W/CCW HELIX FROM AIR SIDE		

Complete size listing — Inches

Bore dia.	Width of seal	Stock no.	Type and style	Lip code	Bore dia.	Width of seal	Stock no.	Type and style	Lip code
1.142 SHAFT (Cont.)					1.188 SHAFT (Cont.)				
1.772	.315	11429	HMSA7	R	.240		400300	VR1	R
			W/CCW HELIX FROM AIR SIDE					SHAFT RANGE 1.140 - 1.220	
2.047	.433	14116	HMSA7	R	.240		400304	VR1	V
			W/BI-DIR HELIX FROM AIR SIDE					SHAFT RANGE 1.140 - 1.220	
1.156 SHAFT					1.189 SHAFT				
	.375	99120	SSLEEVE		1.654	.236	535107	HM3	H
			SHAFT RANGE 1.154 - 1.158		1.190 SHAFT				
1.686	.250	▲ 11518	† CRWA1	R	1.996	.250	▲ 11846	† HM1	R
1.686	.312	11513	CRWA6	R	2.125	.313	11908	† CRWHA1	R
1.686	.313	11512	CRWA6	V	1.192 SHAFT				
			W/STAINLESS STEEL SPRING		2.122	.350	11899	HMSH87	R
1.752	.250	▲ 11514	† CRWA1	R				W/AXIAL SLINGER	
1.874	.250	▲ 11524	† CRW1	R	1.219 SHAFT				
1.875	.375	11536	CRWA1	R	1.979	.406	12124	† HM14	R
			W/SS CASE & SPRING		1.979	.475	▲ 12165	† HMA85	D
2.000	.250	11544	† CRW1	R				P.F. WIDTH .375	
2.000	.250	▲ 11545	† CRWA1	R	2.000	.438	12131	† CRSH1	R
2.000	.250	11550	† CRW1	V	1.220 SHAFT				
2.062	.313	▲ 11557	† CRW1	R	1.969	.315	12220	HMSA7	V
2.125	.438	▲ 11566	† CRSH1	R	2.402	.354	12187	HMSA92S	R
1.175 SHAFT								W/AXIAL DIRT LIP	
	.313	99122	SSLEEVE		1.221 SHAFT				
			SHAFT RANGE 1.173 - 1.178		1.811	.315	12301	HMSA7	R
1.771	.275	11700	† HMS1	R				W/CCW HELIX FROM AIR SIDE	
			W/CW HELIX FROM AIR SIDE		1.177 SHAFT				
1.828	.375	★ 1202	† KIT	P	2.448	.500	11778	CRSA4	V
			SEE KIT SECTION					W/CW HELIX FROM AIR SIDE	
2.031	.500	▲ 11553	† CRW1	R	2.559	.433	18108	HMSA57	P
1.177 SHAFT								W/BI-DIR HELIX FROM AIR SIDE	
2.448	.500	11778	CRSA4	V	1.178 SHAFT				
			W/CW HELIX FROM AIR SIDE		2.073	.335	11650	† CRW1	S
2.559	.433	18108	HMSA57	P	1.181 SHAFT				
			W/BI-DIR HELIX FROM AIR SIDE		1.693	.315	11672	HMSA7	V
1.178 SHAFT								W/CW HELIX FROM AIR SIDE	
2.073	.335	11650	† CRW1	S	1.732	.276	11612	HMSA7	P
1.181 SHAFT								W/CW HELIX FROM AIR SIDE	
1.693	.315	11672	HMSA7	V	1.772	.313	11619	HMSA93	P
			W/CW HELIX FROM AIR SIDE					W/CCW HELIX FROM AIR SIDE	
1.732	.276	11612	HMSA7	P	1.772	1.181	11618	HMSA90	P
			W/CW HELIX FROM AIR SIDE					W/CCW HELIX FROM AIR SIDE	
1.772	.313	11619	HMSA93	P	1.772	.276	11589	HMSA7	P
			W/CCW HELIX FROM AIR SIDE		1.772	.276	11804	HMSA7	P
1.772	1.181	11618	HMSA90	P				W/CW HELIX FROM AIR SIDE	
			W/CCW HELIX FROM AIR SIDE		2.126	.354	11673	HMSA7	P
1.772	.276	11589	HMSA7	P				W/CW HELIX FROM AIR SIDE	
1.772	.276	11804	HMSA7	P	2.126	.354	★ 11674	HMSA7	R
			W/CW HELIX FROM AIR SIDE					W/CW HELIX FROM AIR SIDE	
2.126	.354	11673	HMSA7	P	2.283	.315	11690	† HMSHA4	P
			W/CW HELIX FROM AIR SIDE		2.440	.315	11703	J2	#
2.126	.354	★ 11674	HMSA7	R				SEE TYPE J SECTION (HMSA LIP)	
			W/CW HELIX FROM AIR SIDE		2.563	1.331	▲ 11702	† HMSW108	R
2.283	.315	11690	† HMSHA4	P				P.F. WIDTH .386 SPECIAL CONST.	
2.440	.315	11703	J2	#	1.188 SHAFT				
			SEE TYPE J SECTION (HMSA LIP)			.313	99118	SSLEEVE	
2.563	1.331	▲ 11702	† HMSW108	R				SHAFT RANGE 1.185 - 1.190	
			P.F. WIDTH .386 SPECIAL CONST.		1.189 SHAFT				
1.188 SHAFT					1.654	.236	535107	HM3	H
	.313	99118	SSLEEVE		1.190 SHAFT				
			SHAFT RANGE 1.185 - 1.190		1.996	.250	▲ 11846	† HM1	R
1.189 SHAFT					2.125	.313	11908	† CRWHA1	R
1.654	.236	535107	HM3	H	1.192 SHAFT				
1.190 SHAFT					2.122	.350	11899	HMSH87	R
1.996	.250	▲ 11846	† HM1	R				W/AXIAL SLINGER	
2.125	.313	11908	† CRWHA1	R	1.219 SHAFT				
1.192 SHAFT					1.979	.406	12124	† HM14	R
2.122	.350	11899	HMSH87	R	1.979	.475	▲ 12165	† HMA85	D
			W/AXIAL SLINGER					P.F. WIDTH .375	
1.219 SHAFT					2.000	.438	12131	† CRSH1	R
1.979	.406	12124	† HM14	R	1.220 SHAFT				
1.979	.475	▲ 12165	† HMA85	D	1.969	.315	12220	HMSA7	V
			P.F. WIDTH .375		2.402	.354	12187	HMSA92S	R
2.000	.438	12131	† CRSH1	R				W/AXIAL DIRT LIP	
1.220 SHAFT					1.221 SHAFT				
1.969	.315	12220	HMSA7	V	1.811	.315	12301	HMSA7	R
2.402	.354	12187	HMSA92S	R				W/CCW HELIX FROM AIR SIDE	
			W/AXIAL DIRT LIP		1.221 SHAFT				
1.221 SHAFT					1.811	.315	12301	HMSA7	R
			W/CCW HELIX FROM AIR SIDE					W/CCW HELIX FROM AIR SIDE	

★ Contact manufacturer for availability
Bold numbers are preferred designs

† Includes Bore-Tite on O.D.
 ▲ WasteWatcher numbers

Complete size listing — Inches

Bore dia.	Width of seal	Stock no.	Type and style	Lip code	Bore dia.	Width of seal	Stock no.	Type and style	Lip code
1.234 SHAFT					1.250 SHAFT (Cont.)				
2.250	.250	12590	†CRW1	R	1.979	.406	12404	†HM14	R
1.245 SHAFT					1.979	.406	▲12411	HM18	R
1.750	.312	536587	HMS-SPL	R	CLEARANCE D .200				
1.750	.390	536588	HMS-SPL	R	1.980	.406	12506	†HMA22	R
1.248 SHAFT					1.983	.250	▲12427	†CRW1	R
2.044	.378	12494	HMSA16	R	1.983	.250	†12428	†CRWA1	R
W/3M BEAD ON O.D.					1.983	.250	†12432	†CRW1	V
1.250 SHAFT					1.983	.250	▲12437	HM21	R
	.313	480125	KIT	R	1.997	.438	▲12438	†CRWA5	V
	.313	99125	SSLEEVE		W/STAINLESS STEEL SPRING				
			SPEEDI-SLEEVE & SEAL KIT		2.000	.250	†12445	†CRW1	V
	.313	99817	GSLEEVE		2.000	.250	†12446	†CRWA1	V
	.313		SHAFT RANGE 1.247 - 1.253		W/STAINLESS STEEL SPRING				
	.240	400320	VR1	R	2.000	.250	▲12456	†CRW1	R
			SHAFT RANGE 1.220 - 1.300		2.000	.250	†12458	†CRWA1	R
	.240	400324	VR1	V	2.000	.250	▲12481	†HM21	R
			SHAFT RANGE 1.220 - 1.300		2.000	.438	12483	†CRW1	P
	.350	400321	VR2	R	2.000	.625	12459	†D7	RR
			SHAFT RANGE 1.220 - 1.300		2.062	.250	▲12508	†HM21	R
	.350	400325	VR2	V	2.062	.250	12531	†CRWA1	V
			SHAFT RANGE 1.220 - 1.300		2.062	.433	12533	†CRWHA1	V
1.500	.125	▲12330	†HM14	R	2.062	.438	▲12530	†CRWH1	R
1.563	.063	451080	BUW	#	2.100	.460	12536	CRSH	R
1.563	.156	710989	BV	R	2.125	.250	12544	†CRW1	V
1.563	.156	721532	BV	V	2.125	.250	▲12545	†CRW1	R
1.615	.219	709008	WS	R	2.125	.250	12551	†CRWA1	R
1.624	.250	▲12325	†HM14	R	2.125	.250	▲12565	†HM21	R
1.625	.188	11096	HM14	R	2.125	.256	534955	†CRWA1	V
1.625	.188	▲12329	†CRW1	R	2.250	.250	▲12577	†CRW1	R
1.686	.188	▲12334	†HM14	R	2.250	.250	▲12582	†HM14	R
1.687	.250	▲12335	†CRW1	V	2.250	.313	12578	†KIT	R
1.687	.250	▲12336	†CRW1	R	2.327	.500	▲12610	†CRW1	R
1.687	.250	12337	†CRWA1	V	2.328	.500	12609	†CRWA5	R
1.687	.313	12333	†CRWA5	R	W/STAINLESS STEEL SPRING				
1.687	.313	12350	†CRWA1	R	2.328	.500	12611	†HM18	R
1.750	.250	12339	†CRWA5	V	CLEARANCE D .286				
1.750	.250	▲12360	†CRWA5	R	2.374	.313	▲12613	†CRW1	R
1.751	.290	12327	DL	D	2.374	.313	12614	†CRWA1	R
1.752	.281	504266	SC	R	2.374	.315	12612	†CRW1	V
1.752	.188	▲12361	†HM21	R	2.402	.382	12320	HMSA12	R
1.752	.250	12340	†CRW1	V	2.437	.250	▲12621	†CRW1	R
1.752	.250	12343	†CRWA1	V	2.441	.250	▲12631	†CRW1	R
1.752	.250	▲12363	†CRW1	R	2.500	.310	12638	†CRW1	V
1.752	.250	12364	†CRWA1	R	2.502	.313	▲12637	†CRW1	R
1.752	.250	12369	HM21	R	2.502	.500	12640	†CRWA5	R
1.752	.313	▲12371	HMS4	R	W/STAINLESS STEEL SPRING				
1.752	.391	12355	HMSA7	R	2.561	.500	12655	CRSH1	R
1.752	.968	12392	KIT	RR	2.713	.469	12660	†CRSH1	R
SEE KIT SECTION					2.835	.375	▲12668	HMSA7	R
1.828	.188	▲12375	HM8	R	3.156	.500	▲12678	CRSH1	R
1.874	.250	▲12379	†HM21	R	4.305	.484	12685	J6	R
1.874	.250	12382	†CRW1	P	SEE TYPE J SECTION (HMA LIP)				
1.874	.250	12383	†CRWA1	V	1.260 SHAFT				
1.874	.250	▲12384	†CRW1	R	1.654	.394	12698	HMSA6	V
1.874	.250	12386	†CRWA1	R	1.732	.236	12706	HMSA7	P
1.938	.250	▲12391	†CRW1	R	W/CW HELIX FROM AIR SIDE				
1.955	.250	▲12396	†CRWA1	R	1.811	.236	▲12718	HMSA7	P
1.968	.438	12398	†HM14	R	W/CW HELIX FROM AIR SIDE				
1.968	.469	▲12399	†HM18	R	1.842	.276	12595	HMS4	V
CLEARANCE D .254					W/CW HELIX FROM AIR SIDE				
1.979	.250	▲12407	†HM21	R	1.850	.236	▲12724	HMSA7	R
					W/CW HELIX FROM AIR SIDE				
					1.890	.354	12754	HMSA92	R

Complete size listing — Inches

Bore dia.	Width of seal	Stock no.	Type and style	Lip code	Bore dia.	Width of seal	Stock no.	Type and style	Lip code
1.260 SHAFT (Cont.)					1.313 SHAFT (Cont.)				
1.969	.315	12756	HMSA7	V	2.281	.906	▲ 13165	† HMS15	R
			W/CW HELIX FROM AIR SIDE					P.F. WIDTH .350	
2.047	.394	12679	HMSA7	R	2.281	1.150	13168	HMS15	R
			W/CW HELIX FROM AIR SIDE					P.F. WIDTH .350	
2.087	.276	12747	HMSA7	P	2.282	.250	13157	† CRWA1	R
			W/CW HELIX FROM AIR SIDE		2.620	1.281	▲ 13246	HMS15	R
2.126	.394	12751	HMSA12	P				P.F. WIDTH .350 W/SLINGER	
			W/2.677 FLANGE		2.996	.500	13275	† CRS1	R
2.402	.551	12587	UNITED	P	1.328 SHAFT				
1.266 SHAFT					2.031	.313	13415	CRW1	R
1.632	.500	12693	CRWASPL	P	2.061	.313	▲ 13350	† CRW1	R
			BORE LISTED IS PRESSFIT I.D.		2.227	.313	▲ 13418	† CRW1	R
1.272 SHAFT					2.312	.433	13419	† CRS1	R
1.890	.270	12817	HMSASPL	R	1.339 SHAFT				
			W/CW HELIX FROM AIR SIDE		1.889	.315	13429	HMSA7	R
1.281 SHAFT								W/CW HELIX FROM AIR SIDE	
2.000	.375	▲ 12830	HMSA7	R	1.929	.315	13427	HMSA7	P
2.047	.625	550224	HMSA92	R				W/CW HELIX FROM AIR SIDE	
			P.F. WIDTH .451		2.087	.315	13435	HMSA7	R
1.298 SHAFT					2.126	.354	13439	HMSA92	P
2.093	.286	12975	HMS4	V				W/AXIAL DIRT LIP	
1.299 SHAFT					2.126	.354	13441	HMSA92	V
1.810	.276	12812	HMSA7	R	2.480	.361	▲ 13478	HMSA92	P
			W/CW HELIX FROM AIR SIDE					HELIX-CCW, P.F. WIDTH .354	
1.850	.313	12886	HMSA7	P	2.559	.460	13484	HMSA24	P
			W/CW HELIX FROM AIR SIDE		1.344 SHAFT				
1.969	.472	12900	HMSA7	R	2.106	.313	▲ 13421	† CRW1	R
2.205	.315	12912	HMSA35	P	2.125	.313	▲ 13437	† CRW1	R
2.323	.669	▲ 13005	HMSA92	P	2.250	.500	13451	† P1	L
			P.F. WIDTH .315 & 3.125 FLANGE		1.350 SHAFT				
1.301 SHAFT					2.571	.540	▲ 13492	CRW90	R
2.000	.438	12905	CRSA1	P	1.358 SHAFT				
2.046	.492	▲ 12907	† CRWA1	R	2.756	1.602	13495	CRS-SPL	P
2.621	1.331	▲ 12925	† HMSW108	R	1.359 SHAFT				
			P.F. WIDTH .315 & 3.125 FLANGE		2.188	.375	13499	† HMSA30	R
1.312 SHAFT								P.F. WIDTH .250 & SS CASE	
1.627	.331	13144	CRS-SPL	R	1.362 SHAFT				
			HUB SEAL		2.191	.250	▲ 13500	CRS1	P
1.813	.280	536585	HMS-SPL	R	1.365 SHAFT				
2.062	.315	534950	CRWA1	V	1.956	.438	▲ 13985	† CRW1	R
1.313 SHAFT					2.081	.313	▲ 13598	† CRW1	R
	.500	99131	SSLEEVE		2.261	.313	▲ 13700	† CRW1	R
			SHAFT RANGE 1.310 - 1.316		1.367 SHAFT				
	.250	99129	SSLEEVE		3.319	.496	13627	HMSA97	P
			SHAFT RANGE 1.308 - 1.314					W/BI-DIR HELIX FROM AIR SIDE	
1.625	.063	★ 451258	BUW	#	1.375 SHAFT				
1.625	.156	711818	BV	R	.313	99133	SSLEEVE		
1.625	.156	721559	BV	V				SHAFT RANGE 1.371 - 1.377	
1.828	.375	▲ 13021	† CRW1	P	.500	99138	SSLEEVE		
1.874	.375	▲ 13027	† CRSA1	R				SHAFT RANGE 1.371 - 1.377	
2.000	.313	13037	CRSA1	R	.500	99819	GSLEEVE		
2.062	.313	▲ 13050	† CRW1	R				SHAFT RANGE 1.371 - 1.377	
2.062	.313	13052	† CRWA1	R	.512	99820	GSLEEVE		
2.062	.313	13054	† CRW1	V				SHAFT RANGE 1.375 - 1.381	
2.063	.250	▲ 13060	HM3	R	.240	400350	VR1		R
2.106	.375	13084	† CRSA1	R				SHAFT RANGE 1.300 - 1.420	
2.125	.313	▲ 13092	† CRW1	R	1.375 SHAFT				
2.250	.313	▲ 13112	† CRW1	R					

★ Contact manufacturer for availability
Bold numbers are preferred designs

† Includes Bore-Tite on O.D.
 ▲ WasteWatcher numbers

Complete size listing — Inches

Bore dia.	Width of seal	Stock no.	Type and style	Lip code	Bore dia.	Width of seal	Stock no.	Type and style	Lip code
1.375 SHAFT (Cont.)					1.375 SHAFT (Cont.)				
	.240	400354	VR1	V	2.250	.313	13869	† CRW1	P
			SHAFT RANGE 1.300 - 1.420		2.250	.386	▲ 13685	CRSA3	R
	.350	400351	VR2	R				P.F. WIDTH .433" W/BOOT 1.188"	
			SHAFT RANGE 1.300 - 1.420		2.282	.250	▲ 13710	† HM14	R
	.350	400355	VR2	V	2.328	.406	▲ 13711	HM18	R
			SHAFT RANGE 1.300 - 1.420					CLEARANCE D .188	
1.688	.063	451094	BUW	#	2.374	.250	▲ 13758	† HM21	R
1.688	.156	711826	BV	D	2.374	.313	13734	† CRW1	V
1.688	.156	721533	BV	V	2.374	.313	▲ 13738	† CRW1	R
1.688	.156	712132	BV	V	2.374	.313	13739	† CRWA1	R
1.740	.219	709009	WS	R	2.437	.250	▲ 13796	† HM21	R
1.740	.219	712122	WS	V	2.437	.250	▲ 13797	† CRW1	R
1.750	.197	13509	† HM14	V	2.438	.250	13807	X15	R
1.750	.197	▲ 13529	HM14	R				O.D. LISTED IS PRESSFIT I.D.	
1.750	.250	▲ 13514	† CRW1	R	2.441	.313	▲ 13810	† CRW1	R
			W/STAINLESS STEEL SPRING		2.441	.313	13812	† CRWA1	R
1.828	.250	13510	† CRWA1	V	2.500	.328	▲ 13839	HMSA36	R
1.828	.313	▲ 13537	† CRW1	R	2.502	.250	▲ 13862	† HM21	R
1.834	.188	▲ 13533	† HM8	R	2.502	.313	▲ 13865	† CRW1	R
1.835	.250	▲ 13536	† CRW1	R	2.502	.313	13867	† CRW1	V
1.873	.313	13511	† CRWA1	V	2.562	.375	▲ 13875	† CRW1	R
1.874	.281	504267	SC	R	2.562	.375	13876	† CRWA1	R
1.874	.188	▲ 13543	HM14	R	2.562	.375	13878	† CRWA1	V
1.874	.250	13512	† CRW1	P	2.623	.313	▲ 13882	† CRWA1	V
1.874	.250	13545	† HM14	P	2.686	.500	▲ 13892	† CRW1	R
1.874	.250	13548	† HM14	R	2.716	.313	▲ 13900	† CRW1	R
1.874	.256	▲ 13534	† CRW1	R	2.750	.500	13906	† CRSH1	R
1.874	.256	13538	† CRW1	V	2.812	.375	13912	† CRWHA1	R
1.874	.313	13535	† CRWA1	R	2.835	.313	13918	† CRWA1	R
1.938	.250	▲ 13552	† CRWA1	R	2.835	.313	▲ 13920	† CRW1	R
1.938	.250	▲ 13556	† HM14	R	2.835	.313	13925	† CRWA1	P
1.947	.563	550095	F2	RF	2.835	.594	13916	† TL8	R
1.955	.433	▲ 13527	† CRWA1	P				SPECIAL CONST.	
1.983	.313	▲ 13557	† CRW1	P	2.875	.313	13929	† CRWA1	P
2.000	.250	▲ 13573	† HM21	R	3.000	.500	13937	CRSHA1	R
2.000	.313	13562	† CRWA1	P	3.125	.500	13936	CRSH1	R
2.000	.313	▲ 13568	† CRW1	R	3.350	.469	13934	† CRSH1	R
2.000	.313	13569	† CRWA1	R	4.555	.547	▲ 13508	J8	R
2.000	.313	13571	† CRWH1	R				SEE TYPE J SECTION (HMSA LIP)	
2.000	.313	13579	† CRW1	V	4.577	.259	13955	J5	R
2.000	.313	13581	† CRWA1	V				SEE TYPE J SECTION (HMS LIP)	
2.047	.276	534952	† CRWA1	V	4.577	.259	13956	J5	R
2.062	.313	13582	† CRW1	V				SEE TYPE J SECTION (HMS LIP)	
2.062	.313	▲ 13585	CRW1	R					
2.062	.313	13588	† CRWA1	P	1.377 SHAFT				
2.063	.375	13596	HMS4	R	1.949	.276	14560	HMSA7	P
2.106	.250	13612	† HM21	R				W/CW HELIX FROM AIR SIDE	
2.106	.313	13602	CRWA1	R	2.126	.276	14020	HMSA92	P
2.106	.313	▲ 13614	† CRW1	P				W/BI-DIR HELIX FROM AIR SIDE	
2.125	.250	▲ 13662	† HM21	R	2.874	.693	★ 13731	HMSA97	R
2.125	.313	▲ 13649	† CRW1	R				W/BI-DIR HELIX FROM AIR SIDE	
2.125	.313	13650	† CRWA1	R	1.378 SHAFT				
2.125	.313	13661	† CRWA1	V	1.614	.359	13911	HMS41	R
2.125	.313	13663	† CRW1	V				P.F. WIDTH .217	
2.162	.578	★ 13668	† HMSHA4	S	1.811	.276	13745	HMSA7	P
			P.F. WIDTH .350 W/SLINGER		1.850	.276	534951	CRWA1	V
2.162	.578	13750	† HMSHA4	E	1.851	.276	555364	HMSA7	R
2.244	.374	13759	HMSA123	P	1.890	.315	13709	HMSA7	V
			W/BOOT					W/CW HELIX FROM AIR SIDE	
2.250	.250	▲ 13689	† HM14	R	1.890	.591	▲ 13931	HMSA12	P
2.250	.250	13698	† CRWA1	R				W/2.165 FLANGE	
2.250	.313	▲ 13671	† CRW1	R	1.929	.295	13845	HMSA92	R
2.250	.313	13676	† CRWA1	R				W/EXCLUDER LIP	
2.250	.313	13688	† CRW1	V					
2.250	.313	13691	† CRWA1	V					

Complete size listing — Inches

Bore dia.	Width of seal	Stock no.	Type and style	Lip code	Bore dia.	Width of seal	Stock no.	Type and style	Lip code	
1.378 SHAFT (Cont.)					1.387 SHAFT					
1.929	.236	13857	HMSA7	R	2.295	.559	13704	HMSA16	P	
			W/CW HELIX FROM AIR SIDE					W/BI-DIR HELIX & PARTIAL OD RUBBER COVERED		
1.969	.472	13850	HMSASPL	P	<hr/>					
			W/CCW HELIX FROM AIR SIDE		1.398 SHAFT					
1.969	.275	▲ 13943	HMS4	S	1.950	.276	11152	HMSA7	R	
			W/CW HELIX FROM AIR SIDE					W/CW HELIX FROM AIR SIDE		
1.983	1.549	13958	HMSA122	P	<hr/>					
			W/HELIX-CCW & P.F. WIDTH .368		1.399 SHAFT					
2.008	.472	13794	HMSA123	P	1.964	.235	538565	SPL	R	
			W/CCW HELIX FROM AIR SIDE		2.252	.313	13988	CRWA6	P	
2.097	.315	▲ 13953	HMSA7	P	2.283	.500	14002	† HMSA16	R	
			W/CW HELIX FROM AIR SIDE					P.F. WIDTH .310		
2.126	.315	13703	HMSA92	V	2.292	.469	13992	† CRSA1	R	
			W/BI-DIR HELIX FROM AIR SIDE		2.292	.500	▲ 13990	† CRSA1	R	
2.126	.315	13744	HMSA7	V				W/BI-DIR HELIX FROM AIR SIDE		
			W/CW HELIX FROM AIR SIDE		2.292	.500	13995	D8	R	
2.126	.315	13897	HMSA56	R				W/BI-DIR & 2.750 FLG & SS SPG		
			W/2.667 FLANGE O.D.		2.482	.536	14387	† HMSA16	V	
2.126	.315	14125	HMSA7	R				P.F. WIDTH .500 & 2.672 FLANGE		
			W/CCW HELIX FROM AIR SIDE		2.484	.515	▲ 14393	HMSA16	V	
2.159	.354	13720	HMSA92	R				P.F. WIDTH .280 & 2.672 FLANGE		
2.165	.209	13780	X-SPL	R	<hr/>					
			O.D. LISTED IS PRESSFIT I.D.		1.400 SHAFT					
2.165	.354	14021	HMSA92	P	2.282	.547	14119	HMSA25	V	
			W/BI-DIR HELIX FROM AIR SIDE					W/BI-DIR HELIX FROM AIR SIDE		
2.204	.354	14006	HMSA92	P	2.484	.550	▲ 14381	† HMSA16	R	
2.204	.354	14129	HMSA92S	P				P.F. WIDTH .500 & 2.672 FLANGE		
2.205	.315	13741	HMSA92	R	<hr/>					
2.205	.630	14007	HMSA92S	V	1.414 SHAFT					
			P.F. WIDTH .394 W/2.507 FLANGE O.D., W/ROCK GUARD		2.250	.250	14035	† CRSA1	R	
2.240	.875	▲ 13959	† CRWA21	S	<hr/>					
			P.F. WIDTH .420 W/2.540 FLANGE		1.417 SHAFT					
2.244	.601	13735	HMSA16	R	1.732	.197	14058	HMSA7	R	
2.283	.315	13726	HMSA92	R	1.811	.394	14033	HMSA7	P	
			W/CW HELIX FROM AIR SIDE					W/CCW HELIX FROM AIR SIDE		
2.283	.394	13792	ALH1	R	1.892	.906	14014	HMSASPL	P	
2.441	.394	14018	HMSA92	P				P.F. WIDTH .472		
2.441	.472	14921	HMSA35	P	1.929	.276	14008	HMSA7	P	
			W/BI-DIR HELIX FROM AIR SIDE					W/CW HELIX FROM AIR SIDE		
2.480	.354	13858	HMSA92	R	1.950	.395	14032	HMSA33	P	
2.480	.394	13725	HMSA35	P				W/CW HELIX FROM AIR SIDE		
			W/BI-DIR HELIX FROM AIR SIDE		2.126	.354	14028	HMSASPL	R	
2.638	.472	13742	HMSA57	R				W/EXCLUDER BOOT,W/BI-DIR HELIX		
			W/CCW HELIX FROM AIR SIDE		2.165	.433	14782	ALA1	R	
2.638	.472	13971	HMSA96	P	2.520	.748	14054	HMSA56	R	
			W/CW HELIX FROM AIR SIDE					P.F. WIDTH .433 W/SLINGER		
2.638	.709	13978	HMSA35	P	2.559	.472	14057	HMSA96	P	
			W/HELIX-CW P.F. WIDTH .472		2.616	.313	14092	† CRW1	R	
2.677	.354	13748	HMSA35	P	3.543	.394	14087	HMSA7SP	R	
2.835	.313	13926	† CRWA1	V				W/CW HELIX FROM AIR SIDE		
			W/STAINLESS STEEL SPRING		<hr/>					
2.874	.655	13853	† HMSHA4	R	1.437 SHAFT					
2.992	.492	▲ 13981	HMSA92	P	1.987	.276	14477	HMSA7	S	
			W/CCW HELIX FROM AIR SIDE					W/CW HELIX FROM AIR SIDE		
2.992	.315	13849	HMSA92	P	2.012	.312	14215	HMSA7SP	V	
			W/CW HELIX FROM AIR SIDE		<hr/>					
3.268	.320	13729	† HMSHA4	R	1.438 SHAFT					
<hr/>								.375	99144	SSLEEVE
1.379 SHAFT										SHAFT RANGE 1.435 - 1.441
2.047	.236	13760	HMS4	P				.563	99143	SSLEEVE
<hr/>										SHAFT RANGE 1.432 - 1.438
1.380 SHAFT								.563	99821	GSLEEVE
2.282	.354	13757	HMSA97	V						SHAFT RANGE 1.432 - 1.438

★ Contact manufacturer for availability
Bold numbers are preferred designs

† Includes Bore-Tite on O.D.
 ▲ WasteWatcher numbers

Complete size listing — Inches

Bore dia.	Width of seal	Stock no.	Type and style	Lip code	Bore dia.	Width of seal	Stock no.	Type and style	Lip code
1.438 SHAFT (Cont.)					1.470 SHAFT				
	.240	400380	VR1	R	2.913	1.688	14694	†HMS-SPL	#
			SHAFT RANGE 1.420 - 1.500		1.473 SHAFT				
	.240	400384	VR1	V	1.971	.563	14631	HMA10	R
			SHAFT RANGE 1.420 - 1.500		1.475 SHAFT				
	.350	400381	VR2	R	2.509	.350	14634	CRS-SPL	R
			SHAFT RANGE 1.420 - 1.500					HUB SEAL	
	.350	400385	VR2	V	1.479 SHAFT				
			SHAFT RANGE 1.420 - 1.500		2.563	.470	14700	†HM79	R
1.750	.063	451079	BUW	#	1.484 SHAFT				
1.750	.156	711820	BV	R	2.254	.313	14907	†CRW1	R
1.750	.156	721571	BV	V	1.491 SHAFT				
1.875	.250	▲ 14208	†CRWAR5	V	2.191	.250	▲14780	CRSA1	R
			W/STAINLESS STEEL SPRING		1.494 SHAFT				
2.000	.125	14209	HM4	R	2.060	.270	▲ 14789	†CRW1	R
2.003	.313	▲ 14211	CRWAR5	V	1.496 SHAFT				
			W/STAINLESS STEEL SPRING		1.937	.354	14773	HMSA1	P
2.003	.313	14384	CRWAR5	R	1.969	.315	14713	HMSA7	S
2.003	.313	14391	CRWAR5	H				W/CW HELIX FROM AIR SIDE	
			W/STAINLESS STEEL SPRING		1.969	.394	14936	HMSA7	V
2.062	.313	14212	CRW1	V				HELIX-CW FROM AIR SIDE	
2.062	.313	▲ 14214	†CRWA1	R	1.969	.315	14956	HMSA7	V
2.125	.313	▲ 14223	†CRW1	R	2.008	.512	14790	HMSA25	P
2.125	.313	14225	†CRWA1	V	2.047	.236	★14775	†WP2	R
2.250	.250	14257	†HM14	R	2.047	.335	▲550270	HMSA33	R
2.250	.313	14247	†CRWA1	R				W/2.266 FLANGE	
2.250	.313	14259	†CRWA1	V	2.051	.335	▲550217	HMSA33	R
2.250	.313	14260	†CRW1	V				W/2.275 FLANGE	
2.250	.313	▲ 14262	†CRW1	R	2.087	.304	14759	HMSHA7	V
2.374	.313	▲ 14282	†CRW1	R				HELIX-CCW & INNER CASE	
2.374	.313	14283	†CRWA1	R	2.165	.315	★ 550250	†CRWA1	R
2.437	.250	▲14359	†HM21	R	2.166	.512	14722	HMSA122	P
2.437	.313	▲ 14363	†CRW1	R				W/CCW HELIX FROM AIR SIDE	
2.502	.313	▲ 14383	†CRW1	R	2.275	.427	14958	HMSA7	P
2.623	.313	▲ 14404	†CRW1	R	2.283	.315	14731	KIT	R
2.686	.313	▲ 14423	†CRW1	R				SEE KIT SECTION	
2.750	.313	▲ 14458	†CRW1	R	2.283	.394	14747	HMSA92	R
1.457 SHAFT					2.323	.354	14738	HMSA6	P
1.650	.315	14496	ENDCAP	P				W/CW HELIX FROM AIR SIDE	
2.047	.328	14600	HMA11	R	2.362	.315	14739	HMSA92	V
			P.F. WD .228 W/AXIAL DIRT LIP					HELIX-CW/OVERALL WIDTH 14.58	
2.165	.315	14514	HMSA96	P	2.362	.433	14756	HMSA-SP	S
2.205	.354	14566	HMS4	R				W/BI-DIR HELIX FROM AIR SIDE	
2.205	.354	14787	HMSASPL	V	2.362	.433	14900	HMSA123	P
			W/BI-DIR HELIX FROM AIR SIDE					W/CCW HELIX FROM AIR SIDE	
2.378	.433	14569	CRSA3	P	2.480	.394	14749	HMSA29	P
			W/BOOT					W/AXIAL DIRT LIP	
2.378	.433	15714	CRSA3	P	2.559	.354	14934	HMSA35	P
			W/CCW HELIX & BOOT					W/BI-DIR HELIX FROM AIR SIDE	
2.402	.315	14520	HMSA35	P	2.559	.394	14758	HMSA29	P
2.441	.492	14510	ALH1	P				W/AXIAL DIRT LIP	
2.441	.276	14502	HMA12	P	2.564	.315	14922	HMS4	R
2.441	.483	14500	HMSA92	R				W/BI-DIR HELIX FROM AIR SIDE	
3.071	.472	14484	HMS4SPL	R	2.913	.433	14891	HMSA96	P
			W/BI-DIR HELIX FROM AIR SIDE					W/BI-DIR HELIX FROM AIR SIDE	
1.465 SHAFT					2.913	.433	14766	HMSA29	P
2.372	.433	14652	HMS-SPL	R				W/AXIAL DIRT LIP	
2.372	1.508	14635	CRSA3	P	1.469 SHAFT				
			W/AUX DIRT BOOT & P.F. .433		2.374	.375	▲14641	†CRSA1	R

Complete size listing — Inches

Bore dia.	Width of seal	Stock no.	Type and style	Lip code	Bore dia.	Width of seal	Stock no.	Type and style	Lip code
1.500 SHAFT					1.500 SHAFT (Cont.)				
.563		480148	† KIT	R	2.125	.313	14887	† CRWA1	V
		SPEEDI-SLEEVE & SEAL KIT			2.187	.500	14896	X1	L
.563		480150	KIT	R	O.D. LISTED IS PRESSFIT I.D.				
		SPEEDI-SLEEVE & SEAL KIT			2.222	.313	14903	† CRW1	R
.563		480151	KIT	R	2.250	.250	▲14960	HM21	R
		SPEEDI-SLEEVE & SEAL KIT			2.250	.313	14935	† CRW1	S
.563		480152	KIT	R	2.250	.313	▲ 14938	† CRW1	R
		SPEEDI-SLEEVE & SEAL KIT			2.250	.313	14939	† CRWA1	R
.375		99150	SSLEEVE		2.250	.313	14940	† CRW1	V
		SHAFT RANGE 1.497 - 1.503			2.250	.313	14942	† CRWA1	V
.375		99823	GSLEEVE		2.250	.500	15012	† CRWH1	R
		SHAFT RANGE: 1.497 - 1.503			2.254	.250	▲14966	† HM21	R
.563		99149	SSLEEVE		2.260	.406	14968	† CRW1	R
		SHAFT RANGE 1.497 - 1.503			2.286	.270	▲14970	X15	R
.563		99822	GSLEEVE		O.D. LISTED IS PRESSFIT I.D.				
		SHAFT RANGE: 1.497 - 1.503			2.286	.420	14971	XH15	R
.280		400400	VR1	R	O.D. LISTED IS PRESSFIT I.D.				
		SHAFT RANGE 1.500 - 1.700			2.311	.500	14979	† CRWA5	V
.280		400404	VR1	V	W/STAINLESS STEEL SPRING				
		SHAFT RANGE 1.500 - 1.700			2.328	.390	▲14975	HM18	R
.430		400401	VR2	R	CLEARANCE D .188				
		SHAFT RANGE 1.500 - 1.700			2.328	.500	14972	† HM14	R
.430		400405	VR2	V	2.328	.500	▲14974	HM18	R
		SHAFT RANGE 1.500 - 1.700			CLEARANCE D .286				
.563		15243	J6-KIT	R	2.328	.500	14977	† CRWA5	R
		SEE TYPE J SECTION (CRW LIP)			W/STAINLESS STEEL SPRING				
1.813	.156	711878	BV	R	2.372	.375	▲ 14978	† CRWA41	R
1.865	.219	709010	WS	R	W/EXTENDED RADIAL DIRT LIP				
1.874	.188	14804	HM14	R	2.372	1.500	14982	† KIT	R
1.874	.188	14808	† HM14	V	2.374	.250	▲15032	† HM21	R
1.874	.250	▲ 14807	CRW1	R	2.374	.313	14992	† CRW1	V
		W/STAINLESS STEEL SPRING			2.374	.313	14994	† CRWA1	V
1.874	.250	▲ 14810	† HM14	R	2.374	.313	▲ 15004	† CRW1	R
1.875	.063	451487	BUW	#	2.374	.313	15005	† CRWA1	R
1.875	.188	711822	BV	R	2.374	.500	15039	† CRWH1	R
1.875	.188	721556	BV	V	2.374	.563	15330	KIT	R
1.918	.250	14809	CRW1	V	2.376	.815	15047	† HMSA25	P
		W/STAINLESS STEEL SPRING			HELIX-CCW & P.F. WIDTH .402"				
1.938	.250	▲ 14816	† HM14	R	2.377	.450	15054	KIT	R
1.983	.188	▲ 14840	HM14	R	2.377	.453	▲ 15041	† CRWA1	R
1.983	.250	14821	† CRW1	V	2.437	.250	▲ 15080	† HM14	R
1.983	.250	14824	† CRWA1	R	2.437	.313	▲ 15076	† CRW1	R
1.983	.250	14834	† CRWA1	V	2.441	.313	15092	CRW1	R
1.983	.313	▲ 14832	† CRW1	R	2.441	.313	15093	† CRWA1	R
1.989	.250	▲14848	† HMA25	R	2.441	.313	15097	† CRW1	V
1.997	.250	▲ 14844	† CRWA5	V	2.462	.290	▲15174	X13	R
		W/STAINLESS STEEL SPRING			O.D. LISTED IS PRESSFIT I.D.				
2.000	.281	504268	SC	R	2.500	.375	15145	KIT	R
2.000	.250	▲ 14857	† HM14	R	2.502	.250	▲15160	† HM21	R
2.000	.313	14846	† CRWA1	R	2.502	.313	15138	† CRW1	V
2.000	.313	▲ 14855	† CRW1	R	2.502	.313	15141	† CRW1	R
2.000	.313	14861	† CRW1	V	2.502	.313	15142	† CRWA1	R
2.000	.313	546953	CRW1	V	2.502	.625	15120	† C8	RR
2.000	.188	14869	HM8	R	2.561	.313	▲ 15176	† CRW1	R
2.048	.313	▲ 14858	† CRWA1	R	2.623	.250	▲15190	HM21	R
2.062	.210	▲ 14863	† HM14	R	2.623	.313	▲ 15194	† CRW1	R
2.062	.313	▲ 14864	† CRW1	R	2.686	.500	▲ 15207	† CRW1	R
2.062	.313	14867	† CRW1	V	2.716	.250	▲15209	† HM21	R
2.064	.375	14868	† CRWA5	V	2.716	.438	▲ 15204	† CRW1	R
		W/STAINLESS STEEL SPRING			2.750	.313	▲ 15214	† CRW1	R
2.125	.250	14872	CRWH3	V	2.758	.313	▲ 15230	† CRW1	R
		W/SS CASE & SPRING			2.835	.313	▲ 15234	† CRW1	R
2.125	.313	▲ 14875	† CRW1	R	2.875	.313	▲ 15235	† CRW1	R
2.125	.313	14876	† CRWA1	R	2.996	.500	▲15240	CRSH1	R
2.125	.313	14886	† CRW1	V	3.000	.375	15241	CRSA1	R

★Contact manufacturer for availability
Bold numbers are preferred designs

† Includes Bore-Tite on O.D.
 ▲ WasteWatcher numbers

Complete size listing — Inches

Bore dia.	Width of seal	Stock no.	Type and style	Lip code	Bore dia.	Width of seal	Stock no.	Type and style	Lip code
1.500 SHAFT (Cont.)					1.535 SHAFT (Cont.)				
3.125	.625	15250	C8	RR	2.953	.647	15382	HMSA56	P
1.502 SHAFT					1.550 SHAFT				
2.132	1.080	14234	CRSA3	R	.563	480149	† KIT	R	
1.503 SHAFT					SPEEDI-SLEEVE & SEAL KIT				
2.374	.374	15133	† CRSA3	P	1.552 SHAFT				
			W/CCW HELIX FROM AIR SIDE		.438	99155	SSLEEVE		
2.375	.720	15023	HMSA26	V	SHAFT RANGE 1.549 - 1.555				
			W/CCW HELIX		2.446	.500	15560	† D8	RT
2.375	.720	15025	CRSA3	P	2.447	.500	15440	HMSA78	RT
			W/CCW HELIX & PF.314"		W/EXTENDED RADIAL DIRT LIP				
1.504 SHAFT					2.447	.500	15529	HMSA57	V
1.937	.475	15270	HMSA76	P	W/CW HELIX				
			W/HELIX-CCW & P.F. WIDTH .315		2.502	.500	▲ 15450	† CRWA1	R
1.512 SHAFT					2.686	.500	▲ 15460	† CRW1	R
2.207	.354	15128	† HMSHA4	#	2.750	.500	15462	† CRWHA1	P
1.515 SHAFT					2.750	.590	15502	CRSA8	R
2.087	.315	15500	HMSA7	P	W/BI-DIR HELIX FROM AIR SIDE				
			W/CCW HELIX FROM AIR SIDE		3.160	.530	15791	CRSHA8	V
1.520 SHAFT					3.160	.546	15503	KIT	V
2.656	.425	▲ 15306	HMSA16	R	W/BI HELIX & 3M BEAD ON OD				
			HELIX-CCW & PF WIDTH .388		3.160	.546	15545	HMSHA26	V
1.523 SHAFT					3.160	.546	15566	HMSHA25	P
.438	99152	SSLEEVE			3.160	.630	15525	HMSHA25	V
			SHAFT RANGE 1.520 - 1.526		W/BI-DIR HELIX & 3M BEAD ON O.D.				
1.524 SHAFT					3.160	.665	▲ 15788	CRWA31	P
2.374	.375	15343	† CRSH1	R	P.F. WIDTH .250				
2.656	.424	★ 15305	† HMSA12	R	1.562 SHAFT				
			W/CW HELIX FROM AIR SIDE		2.442	.500	15629	HMSA97	R
2.656	.424	15315	HMSA16	E	2.460	.374	15662	† CRWA1	V
			W/CW HELIX FROM AIR SIDE		2.460	.374	★ 538338	CRWA1	V
2.714	.500	15376	HMS9	R	2.625	.562	15696	† KIT	R
1.535 SHAFT					SEE KIT SECTION				
1.968	.335	▲ 15445	HMSA3	R	1.563 SHAFT				
1.969	.315	15394	HMSA7	P	.563	99156	SSLEEVE		
			W/CW HELIX FROM AIR SIDE		SHAFT RANGE 1.559 - 1.565				
1.969	.276	15451	HMSHA7	V	.563	99824	GSLEEVE		
			W/CCW HELIX FROM AIR SIDE		SHAFT RANGE: 1.559 - 1.565				
1.969	.453	15359	HMS4SPL	P	2.047	.276	534958	† CRWA1	V
2.047	.248	15298	HMSA96	P	2.062	.203	▲ 15509	† HM14	R
2.047	.276	15300	HMSA7	P	2.062	.250	15506	† CRW1	V
			W/CW HELIX FROM AIR SIDE		2.062	.250	▲ 15508	† CRW1	R
2.126	.236	15363	HMA1	R	2.125	.313	▲ 15517	CRW1	R
2.165	.315	15302	HMSA7	V	2.125	.313	15518	† CRWA1	P
			W/CW HELIX FROM AIR SIDE		2.237	.290	15530	X4	R
2.244	.844	15312	HMSA92	P	O.D. LISTED IS PRESSFIT I.D.				
			W/AXIAL DIRT LIP		2.250	.250	15532	† HM14	R
2.244	.669	15310	HMSA92	P	2.250	.313	▲ 15522	† CRW1	R
			W/AXIAL DIRT LIP		2.250	1.520	15535	CRSA3	R
2.244	.512	15463	F2	PF	P.F. WIDTH .327 & 2.515 FLANGE				
2.244	.380	15345	HMSA7	V	2.250	1.520	15536	KIT	R
			W/CW HELIX		2.372	1.070	▲ 15546	HMSA31	P
2.323	.472	15353	D7-SPL	PP	W/HELIX-CCW & 2.255 FLANGE				
2.323	.669	▲ 15372	HMSA92	R	2.374	.250	15544	† HM21	R
			W/AXIAL DIRT LIP		2.374	.313	15540	CRW1	P
2.559	.472	★ 550235	HMSA35	R	2.374	.313	▲ 15542	† CRW1	R
			W/AXIAL DIRT LIP		2.374	.313	15543	† CRWA1	R
2.913	.433	550234	† HMSA2	R	2.374	.313	15549	† CRWA1	V
					2.437	.313	▲ 15592	CRW1	R

Complete size listing — Inches

Bore dia.	Width of seal	Stock no.	Type and style	Lip code	Bore dia.	Width of seal	Stock no.	Type and style	Lip code
1.563 SHAFT (Cont.)					1.575 SHAFT (Cont.)				
2.441	.500	▲ 15620	† CRWA1	R	2.205	.276	★ 550259	HMS4	R
2.441	.500	15729	HMSA7	R	2.205	.354	15669	HMSA35	P
2.465	.374	15624	† CRWA1	P	W/CW HELIX FROM AIR SIDE				
2.502	.250	▲ 15649	† HM21	R	2.205	.354	15709	HMSA7	P
2.502	.313	15635	† CRWA1	R	W/BI-DIR HELIX FROM AIR SIDE				
2.502	.313	▲ 15655	† CRW1	R	2.244	.512	15706	HMSA7S	P
2.502	.313	15656	† CRW1	V	2.281	.472	15721	HMSHA4	P
2.531	.500	15660	X15	R	W/BI-DIR HELIX FROM AIR SIDE				
O.D. LISTED IS PRESSFIT I.D.					2.283	.394	15370	HMSA7	P
2.561	.313	▲ 15677	† CRW1	R	2.283	.354	▲ 15750	† CRWA3	R
2.623	.313	▲ 15699	† CRW1	R	W/2.519 FLANGE				
2.684	.438	15702	X	R	2.283	.236	15736	HMSA7	P
O.D. LISTED IS PRESSFIT I.D.					2.283	.354	15742	HMSA92	P
2.686	.313	▲ 15707	† CRW1	R	W/CCW HELIX FROM AIR SIDE				
2.686	.375	▲ 15730	† HM14	R	2.283	.415	15727	HMSA25	V
2.687	.250	15719	† HM21	R	2.284	.315	15796	HMSA92	P
2.716	.469	15748	† CRSH1	R	2.362	.315	15842	HMSA35	R
2.750	.500	▲ 15761	† CRWH1	R	W/AXIAL DIRT LIP				
2.758	.500	15766	W4	R	2.362	.198	15718	HMS4	V
2.875	.313	▲ 15773	† CRW1	R	W/CW HELIX FROM AIR SIDE				
2.875	.313	15779	† CRWA1	P	2.441	.354	15902	HMSA55	P
2.920	.409	15790	HMSA96S	R	P.F. WIDTH .455 W/2.600 FLANGE				
W/CW HELIX FROM AIR SIDE					2.441	.365	15978	HM4SPL	R
1.568 SHAFT					2.461	.433	15558	HMSA7	R
2.620	1.000	15692	HMS15	R	2.480	.354	15737	HMSHA83	V
P.F. WIDTH .350					W/CCW HELIX FROM AIR SIDE				
1.569 SHAFT					2.480	.315	15733	HMSA92	P
.625		99159	SSLEEVE		2.520	.394	15704	HMSA96	P
SHAFT RANGE 1.566 - 1.572					2.520	.688	15849	HMSA92S	P
1.574 SHAFT					2.520	.472	15753	HMSA12	P
2.598	.315	15891	HMSA96	P	W/3.085 FLANGE				
W/CW HELIX FROM AIR SIDE					2.559	.472	15892	HMSA92	R
1.575 SHAFT					2.559	.708	15887	HMSASPL	P
2.040	.290	15731	HMSA32	R	2.677	.500	15900	D8-SPL	P
2.047	.276	15703	CRSA1	R	P.F. WIDTH .455 W/2.988 FLANGE				
W/BI-DIR HELIX FROM AIR SIDE					2.835	.433	14762	HMSA92	P
2.047	.276	16022	HMSHA7	V	2.953	.394	15883	HMSA96	P
W/CCW HELIX FROM AIR SIDE					2.953	.467	15882	HMSA29	R
2.047	.276	15800	HMSA7	P	W/CCW HELIX FROM AIR SIDE				
W/CW HELIX FROM AIR SIDE					2.953	.669	15799	HMSA35	R
2.047	.260	15802	HMSA92	R	W/3.327 FLANGE P.F. WIDTH .551				
W/AXIAL DIRT LIP					2.953	.472	15886	HMSA92	P
2.048	.354	15724	HMSA33	R	2.992	.492	15866	HMSA92	P
2.049	.354	▲ 550247	HMSA32	R	HELIX-CW & P.F. WIDTH 9MM				
W/2.204 FLANGE					2.992	.492	15867	HMSA92	P
2.087	.906	15809	HMSA8	R	HELIX-CCW,P.F. WIDTH .354(9MM)				
P.F.WD .472, W/2.835 FLG O.D.					1.578 SHAFT				
2.087	.315	15701	HMSA7	P	2.082	.250	15510	† CRW1	R
W/CW HELIX FROM AIR SIDE					2.165	.295	15512	HMSA96	P
2.087	.197	15884	HMA76	R	2.408	.313	▲ 15557	† CRWHA1	R
2.126	.517	15843	HMS15	R	1.592 SHAFT				
P.F. WIDTH .315					2.406	.354	15974	HMSA96	P
2.126	.315	15967	HMSA1	R	W/BI-DIR HELIX FROM AIR SIDE				
2.126	.394	15881	HMSA7	P	1.594 SHAFT				
W/ENCAPSULATED SPRING					2.067	.236	15910	HMSA7	P
2.161	.511	15716	† HMSA16	P	W/CW HELIX FROM AIR SIDE				
2.165	.328	▲ 15746	† HMA9	R	2.125	.313	▲ 15915	† CRW1	P
P.F. WIDTH .220 & 2.550 FLANGE					2.283	.315	15920	HMSA7	P
2.165	.236	15818	HMSA7	V	2.437	.313	15940	† CRW1	P
W/CW HELIX FROM AIR SIDE					2.437	.313	▲ 15955	† CRW1	R
2.205	.315	15888	HMSA92	P	2.502	.313	▲ 15960	† CRW1	R

★ Contact manufacturer for availability
Bold numbers are preferred designs

† Includes Bore-Tite on O.D.
 ▲ WasteWatcher numbers

Complete size listing — Inches

Bore dia.	Width of seal	Stock no.	Type and style	Lip code	Bore dia.	Width of seal	Stock no.	Type and style	Lip code
1.594 SHAFT (Cont.)					1.625 SHAFT (Cont.)				
2.623	.313	15968	†CRW1	R	2.000	.188	711823	BV	D
2.758	.313	15975	†CRW1	R	2.000	.188	721515	BV	V
3.150	.390	15984	D7	P	2.000	.250	16039	†CRW1	V
1.598 SHAFT					2.116 .313 16047 †CRWA1 R				
2.476	.394	15966	†CRSA3	P	2.125	.281	504269	SC	R
			W/CCW HELIX FROM AIR SIDE		2.125	.250	16048	†CRW1	V
2.476	.394	15977	†CRSA3	P				W/STAINLESS STEEL SPRING	
			W/CCW HELIX, LONG BOOT		2.125	.250	▲ 16054	†CRW1	R
1.605 SHAFT					2.125 .250 ▲ 16055 †HM14 R				
	.500	99160	SSLEEVE		2.125	.250	16045	CRWA5	V
			SHAFT RANGE 1.602 - 1.608					W/STAINLESS STEEL SPRING	
1.609 SHAFT					2.248 .313 ▲ 16062 †CRWA1 R				
1.906	.250	▲16020	HM3	R	2.250	.250	▲16065	†HM21	R
			W/STAINLESS STEEL CASE		2.250	.313	▲ 16061	†CRW1	R
1.614 SHAFT					2.250 .313 16078 CRW1 V				
2.126	.236	16003	HMSA7	P				W/STAINLESS STEEL SPRING	
			W/CCW HELIX FROM AIR SIDE		2.250	.375	16049	†CRW1	P
2.165	.275	16036	HMSA29	R	2.282	.313	16083	†CRW1	R
			W/AXIAL DIRT LIP		2.328	.438	16064	TL7	R
2.165	.276	16147	HMSA7	P	2.328	.438	▲16069	†HM18	R
			W/CW HELIX FROM AIR SIDE					CLEARANCE D .235	
2.244	.315	16013	HMSA96	P	2.374	.250	▲16092	†HM21	R
			W/CCW HELIX FROM AIR SIDE		2.374	.250	16094	CRW1	R
2.284	.512	16015	HMS15	P	2.374	.313	16072	†CRWH1	R
			P.F. WIDTH .354 (9MM)		2.374	.313	16077	†CRW1	V
2.323	.394	16037	HMSA92	P	2.374	.313	▲ 16084	†CRW1	R
			W/AXIAL DIRT LIP, CW HELIX		2.374	.313	16085	†CRWA1	R
2.323	.315	16023	HMS4	R	2.374	.313	16091	CRWA1	P
			W/CW HELIX FROM AIR SIDE		2.374	.500	16079	†CRWH1	R
2.402	.394	16038	HMSA92	P	2.375	.250	16095	HM14	R
			W/CCW HELIX & AXIAL DIRT LIP		2.375	.395	16110	CRWA6	R
2.569	.433	16139	HMSA25	P	2.375	.395	▲ 16115	CRWA6	V
			W/BI-DIR HELIX FROM AIR SIDE					W/STAINLESS STEEL SPRING	
2.677	.456	16017	DB-SPL	P	2.403	.360	16116	CRSA4	R
2.677	.354	16019	HMSA92	R				W/2.675 FLANGE O.D.	
			W/CW HELIX FROM AIR SIDE		2.409	.545	16262	HMSA24	R
2.913	.354	16021	HMSA29	R	2.437	.250	▲16168	†HM21	R
2.950	.430	16114	HMSA96	P	2.437	.313	▲ 16117	†CRW1	R
			W/BI-DIR HELIX FROM AIR SIDE		2.437	.313	16118	†CRWA1	R
2.950	.430	16144	HMSA57	P	2.437	.313	16119	†CRW1	V
			W/CCW HELIX FROM AIR SIDE		2.437	.313	16120	†CRWA1	V
1.618 SHAFT					2.437 .313 16225 †HMS14 S				
2.254	.235	533803	CRW1	R				W/CW HELIX FROM AIR SIDE	
2.531	.438	16040	†CRWA1	R	2.437	.374	16121	CRSHA1	R
2.575	.500	▲16044	†CRSA1	R	2.441	.313	▲ 16180	†CRW1	R
			W/BI-DIR HELIX FROM AIR SIDE		2.441	.313	16201	†CRWA1	R
2.841	.500	▲16146	†CRSA4	R	2.441	.625	16189	CRWHA3	RR
			W/3.179 FLANGE O.D.		2.443	.640	16204	†C8	RR
1.619 SHAFT					2.462 .250 ▲16286 X15 R				
2.000	.250	▲ 16046	†CRW1	R				O.D. LISTED IS PRESSFIT I.D.	
1.625 SHAFT					2.502 .250 16242 CRWH3 V				
	.313	99161	SSLEEVE					W/SS CASE & SPRING	
			SHAFT RANGE 1.622 - 1.628		2.502	.250	▲16270	†HM21	R
	.563	99162	SSLEEVE		2.502	.313	16243	†CRWA1	V
			SHAFT RANGE 1.622 - 1.628		2.502	.313	▲ 16245	†CRW1	R
	.563	99826	GSLEEVE		2.502	.313	16246	†CRWA1	R
			SHAFT RANGE 1.622 - 1.628		2.502	.313	16247	CRWA1	P
1.990	.219	709011	WS	R	2.502	.374	16257	†CRWHA1	V
2.000	.063	451046	BUW	#	2.502	.375	16254	†CRWHA1	R
					2.562	.250	▲16284	†HM21	R
					2.562	.313	16290	†CRWA1	V
					2.562	.438	▲16289	†HM18	R
								CLEARANCE D .210	
					2.565	.750	16295	†HMASHASP	R
								W/BI-DIR HELIX FROM AIR SIDE	

Complete size listing — Inches

Bore dia.	Width of seal	Stock no.	Type and style	Lip code	Bore dia.	Width of seal	Stock no.	Type and style	Lip code
1.625 SHAFT (Cont.)					1.654 SHAFT (Cont.)				
2.623	.250	▲ 16322	† HM21	R	2.551	.531	16542	HMSA95	R
2.623	.313	▲ 16314	† CRW1	R	W/HELIX-CW P.F. WIDTH .375				
2.623	.313	16315	† CRWA1	R	2.559	.433	16551	D7	P
2.623	.313	16316	† CRW1	V	2.992	.472	16564	HMSA92	P
2.686	.313	▲ 16337	† CRW1	R	3.543	.472	16596	D8-SPL	P
2.686	.313	16338	† CRW1	V	W/AXIAL DIRT LIP				
2.722	.406	16342	FF2	F	3.543	.394	16594	D8SPL	P
2.750	.250	▲ 16362	† HM21	R	W/AXIAL DIRT LIP				
2.750	.250	▲ 16364	† CRW1	R	1.656 SHAFT				
2.750	.313	16368	† CRWH1	R	.550		99165	SSLEEVE	
2.781	.313	16384	† HM14	R	SHAFT RANGE 1.653 - 1.659				
2.808	.500	16392	† HMSHA4	P	2.502	.500	16532	† CRSH1	R
W/3.065 FLANGE O.D.					2.623	.375	▲ 16545	† CRWA1	P
2.835	.469	16386	† CRSH1	R	1.660 SHAFT				
2.875	.313	▲ 16406	† CRW1	R	2.440	.594	16520	HM11	R
3.000	.313	▲ 16422	† CRWH1	R	1.673 SHAFT				
3.062	.500	16431	† CRSH1	R	2.146	.236	16889	HMSA7	V
3.251	.500	16440	CRSH1	R	W/CW HELIX FROM AIR SIDE				
1.627 SHAFT					2.162	.290	▲ 16599	† HMA9	R
2.365	.389	16271	HMSA25	R	W/2.608 FLANGE				
W/CCW HELIX FROM AIR SIDE					1.675 SHAFT				
1.645 SHAFT					2.000	.200	16787	WIPER	R
2.656	.400	16500	† CRSA1	P	WIPER SEAL				
1.648 SHAFT					1.685 SHAFT				
2.332	.591	16122	† HMSA1	V	2.165	.433	16620	HMSA7	R
1.652 SHAFT					1.688 SHAFT				
2.520	.390	16626	HMSHA4	R	.835		480168	† KIT	R
1.654 SHAFT					SPEEDI-SLEEVE & SEAL KIT				
2.094	.275	16487	HMSA7	V	.313		99167	SSLEEVE	
2.165	.315	16893	HMSA7	V	SHAFT RANGE 1.685 - 1.691				
W/CW HELIX FROM AIR SIDE					.563		99168	SSLEEVE	
2.165	.276	16471	HMSA7	V	SHAFT RANGE 1.684 - 1.690				
W/CW HELIX FROM AIR SIDE					16906 HddfBv1				
2.205	.315	16473	HMSA7	P	BELLEVILLE WASHERS (2 EA/KIT)				
W/CW HELIX FROM AIR SIDE					2.183	.313	509543	SC	R
2.213	.236	▲ 16506	HMA1	R	2.279	.500	▲ 16650	† CRWH1	R
2.213	.374	▲ 16508	HMA101	R	2.328	.313	▲ 16657	† CRWA1	R
P.F. WIDTH .236					2.328	.500	▲ 16667	HM18	R
2.217	.315	16546	HMSA12	R	CLEARANCE D .286				
2.283	.270	16497	CRSA1	R	2.328	.531	▲ 16659	HMA5	R
2.283	.472	16456	CRS1SPL	P	2.374	.313	16669	CRSA1	R
W/CW HELIX FROM AIR SIDE					2.437	.250	16692	† CRW1	S
2.283	.472	16549	HMSA123	P	2.437	.313	▲ 16679	† CRW1	R
W/CW HELIX FROM AIR SIDE					2.437	.313	16680	† CRWA1	R
2.323	.303	16536	HMS4	R	2.437	.469	16696	† CRW1	S
W/CW HELIX FROM AIR SIDE					2.502	.281	▲ 16743	† HM21	R
2.362	.276	16489	HMSA7	P	2.502	.313	▲ 16719	† CRW1	R
W/CW HELIX FROM AIR SIDE					2.502	.500	▲ 16871	† CRWA3	R
2.362	.335	16533	HMSA7	V	W/2.750 FLANGE				
W/CW HELIX FROM AIR SIDE					2.502	.835	▲ 16725	† CRWA41	R
2.441	.315	16622	HMS-SPL	R	P.F. WIDTH .360 & 2.750 FLANGE				
2.441	.472	16485	D6	P	2.502	1.535	16727	† KIT	R
2.480	.276	★ 550253	HMS4	R	2.502	2.120	★ 16729	† KIT	R
2.480	.433	16474	CRSA3	P	2.551	.375	16747	HMSA95	R
W/BI-DIR HELIX & BOOT					2.551	.470	▲ 16735	HMSA7	R
2.520	.390	▲ 16901	HMSHA4	R	2.551	.595	16578	D8	RRT
2.520	.472	16524	D	PP	W/CW HELIX FROM AIR SIDE				
2.550	.530	16491	HMSA95	R	2.562	.250	▲ 16754	† HM21	R
2.550	.550	16499	HMSA56	P	2.605	.250	▲ 16757	† HM14	R

★ Contact manufacturer for availability
Bold numbers are preferred designs

† Includes Bore-Tite on O.D.
 ▲ WasteWatcher numbers

Complete size listing — Inches

Bore dia.	Width of seal	Stock no.	Type and style	Lip code	Bore dia.	Width of seal	Stock no.	Type and style	Lip code
1.688 SHAFT (Cont.)					1.730 SHAFT (Cont.)				
2.623	.313	16814	†CRWA1	R	2.336	.470	17110	HMA95	R
2.623	.375	▲16811	†HM21	R	P.F. WIDTH .250 & SLINGER				
2.623	.500	▲16816	†CRW1	R	1.732 SHAFT				
2.623	.500	16817	†CRWA1	V	2.165	.236	17122	HMSA7	P
2.623	.500	16945	CRW2	P	W/CW HELIX FROM AIR SIDE				
2.623	.531	▲16805	HMSA16	R	2.283	.315	17300	HMSA7	V
W/CW HELIX FROM AIR SIDE					W/CW HELIX FROM AIR SIDE				
2.650	.290	▲16818	X4	R	2.283	.276	17298	HMSA7	P
O.D. LISTED IS PRESSFIT I.D.					W/CW HELIX FROM AIR SIDE				
2.686	.313	▲16842	†CRW1	R	2.320	.260	17134	HMS4	R
2.688	.250	▲16820	X9	R	W/CW HELIX FROM AIR SIDE				
O.D. LISTED IS PRESSFIT I.D.					2.362	.315	17154	HMSA7	V
2.716	.313	▲16854	†CRW1	R	W/CW HELIX FROM AIR SIDE				
2.750	.313	▲16900	CRW1	R	2.362	.394	★17330	HMSA7	V
2.750	.375	16903	†CRWA1	R	2.441	.315	17147	HMSA45	R
2.760	.974	16904	HDDF1	R	W/AXIAL DIRT LIP				
2.835	.469	▲16960	CRSA1	R	2.614	.394	17296	HMSA97	V
2.875	.313	▲16999	†CRW1	R	W/3.012 FLG O.D. & .394 PRESS				
3.061	.375	17035	†CRW1	R	2.653	.375	17407	HMSASPL	P
3.091	.500	▲17037	†CRSA4	R	W/BI-DIR HELIX FROM AIR SIDE				
W/3.453 FLANGE & BI-DIR HELIX					3.150	.354	17191	HMSA92	P
3.125	.375	17038	†CRWA1	R	3.543	.787	17194	HMSASPL	P
1.692 SHAFT					3.622	.748	17193	†HMSA7SP	R
2.303	.295	16924	HMSA96	P	P.F. WIDTH .492				
1.693 SHAFT					1.734 SHAFT				
2.126	.295	16891	CRSHA1	R	2.328	.270	▲17815	†HM19	R
2.283	.276	16896	HMSA7	P	W/2.625 FLANGE				
W/CW HELIX FROM AIR SIDE					2.401	.210	▲17187	†G2	R
2.480	.394	16926	CRSA3	R	2.449	.250	17131	†HM21	R
2.480	.354	16894	HMSA92	R	2.726	.512	▲17145	†HM18	R
W/CCW HELIX FROM AIR SIDE					CLEARANCE D .218				
2.756	.354	16917	HMSA29	R	1.739 SHAFT				
1.704 SHAFT					.375	99170	SSLEEVE		
3.034	.500	▲17100	†CRWA1	R	SHAFT RANGE 1.736 - 1.742				
1.705 SHAFT					2.812	.594	▲17190	†HMSA16	R
3.034	.562	17327	HMSA25	V	W/HELIX-CW, W/3.270 FLANGE				
3.080	.550	17005	†HMSA25	R	3.000	.500	▲17727	CRWA4	P
3.084	.500	▲17053	CRS1	R	1.747 SHAFT				
1.709 SHAFT					2.623	.365	▲17458	†HMS14	E
2.209	.355	▲17106	†HMSA23	P	W/HELIX-CW & 2.870 FLANGE				
HELIX-CW,W/2.505 FLG,PF WD.295					2.623	.365	17459	†KIT	E
2.209	.355	17107	†HMSA23	V	1.750 SHAFT				
HELIX-CW,W/2.505 FLG,PF WD.295					.563	480173	†KIT	R	
1.719 SHAFT					SPEEDI-SLEEVE & SEAL KIT				
.563		99171	SSLEEVE		.563	480176	KIT	R	
SHAFT RANGE 1.715 - 1.721					SPEEDI-SLEEVE & SEAL KIT				
2.437	.469	17124	P1	L	.375	99172	SSLEEVE		
2.561	.315	17144	†CRWA1	R	SHAFT RANGE 1.747 - 1.753				
2.562	.500	▲17146	†HM18	R	.531	99180	SSLEEVE		
CLEARANCE D .286					SHAFT RANGE 1.747 - 1.753				
2.623	.500	17136	†CRSH1	R	.563	99174	SSLEEVE		
2.875	.469	17162	P1	L	SHAFT RANGE 1.747 - 1.753				
1.720 SHAFT					.563	99827	GSLEEVE		
2.921	.468	17259	†HMSA57	P	SHAFT RANGE 1.747 - 1.753				
W/BI-DIR HELIX FROM AIR SIDE					.750	99175	SSLEEVE		
1.730 SHAFT					SHAFT RANGE 1.747 - 1.753				
2.336	.250	▲17115	HMA85	R	.750	99828	GSLEEVE		
					SHAFT RANGE 1.747 - 1.753				
					.280	400450	VR1	R	
					SHAFT RANGE 1.700 - 1.890				

Complete size listing — Inches

Bore dia.	Width of seal	Stock no.	Type and style	Lip code	Bore dia.	Width of seal	Stock no.	Type and style	Lip code	
1.750 SHAFT (Cont.)					1.750 SHAFT (Cont.)					
	.280	400454	VR1	V	2.686	.313	▲17484	CRW1	R	
			SHAFT RANGE 1.700 - 1.890		2.716	.250	▲17488	†HM21	R	
	.430	400451	VR2	R	2.717	.438	▲17607	†CRWA1	R	
			SHAFT RANGE 1.700 - 1.890		2.718	.294	17485	X4	R	
	.430	400455	VR2	V				O.D. LISTED IS PRESSFIT I.D.		
			SHAFT RANGE 1.700 - 1.890		2.718	.359	▲17617	†HM18	R	
2.115	.219	709012	WS	R				CLEARANCE D .160		
2.115	.219	712123	WS	V	2.718	.359	17618	TL2	R	
2.125	.063	451264	BUW	#	2.750	.250	▲17544	†HM21	R	
2.125	.188	702011	BV	D	2.750	.313	17523	†CRWA1	R	
2.125	.188	721552	BV	V	2.750	.313	▲17557	†CRW1	R	
2.125	.188	712564	BV	V	2.750	.313	17558	†CRW1	V	
2.125	.188	▲17227	†HMS1	R	2.750	.484	17599	†HM21	R	
2.250	.281	504270	SC	R	2.758	.313	▲17605	†CRW1	R	
2.250	.188	▲17240	†HM14	R	2.786	.294	▲17620	X15	R	
2.250	.313	▲17231	†CRW1	R				O.D. LISTED IS PRESSFIT I.D.		
2.250	.313	17234	†CRW1	V	2.810	.313	▲17624	CRWA1	R	
2.326	.275	17490	KIT	R	2.810	.313	17627	†CRWA1	V	
2.328	.438	17257	CRS1	R	2.830	.375	▲17633	†HM21	R	
2.374	.250	▲17277	HM21	R	2.875	.250	▲17671	†HM21	R	
2.374	.313	17261	†CRWA1	V	2.875	.313	▲17653	†CRW1	R	
2.374	.313	▲17270	†CRW1	R	2.875	.313	17657	†CRW1	V	
2.374	.313	17271	†CRWA1	R	2.875	.375	17645	†CRWHA1	R	
2.374	.438	★17265	HMS6	R	2.875	.500	17674	TL7	R	
2.411	.375	▲17280	†CRW1	P	2.981	.438	▲17675	CRWHA1	R	
2.437	.250	▲17310	HM21	R	2.997	.313	17678	†CRWHA1	R	
2.437	.313	17283	†CRW1	R	2.997	.313	▲17695	†CRW1	R	
			W/SS CASE & SPRING		3.000	.250	▲17702	†HM21	R	
2.437	.313	▲17284	†CRW1	R	3.000	.313	17699	†CRWA1	R	
2.437	.313	17292	†CRW1	V	3.000	.313	▲17707	†CRW1	R	
2.437	.315	17285	†CRWA1	R	3.000	.313	17709	†CRW1	V	
2.437	.315	17293	†CRWA1	V	3.061	.313	▲17716	†CRW1	R	
2.441	.250	▲17340	†HM21	R	3.061	.375	17718	†CRWA1	R	
2.441	.250	17341	†HM21	R	3.061	.484	17722	D	R	
			W/STAINLESS STEEL CASE					SPECIAL CONST.		
2.441	.313	▲17315	†CRW1	R	3.062	.485	▲17720	D7	RT	
2.441	.313	550154	†CRWA1	R	3.149	.290	17724	TL6	R	
2.441	.375	17320	†CRWA1	V	3.154	.313	▲17726	CRS1	R	
2.441	.469	▲17359	†HM18	R	3.189	.313	▲17746	†CRW1	R	
			CLEARANCE D .254		3.371	.625	▲17751	C8	RR	
2.500	.484	17353	D7	P	3.543	.438	▲17756	†CRW1	R	
2.502	.250	17385	CRWH3	V	3.625	.438	▲17761	†CRW1	R	
			W/SS CASE & SPRING		3.937	.313	17771	†CRSA1	R	
2.502	.250	▲17392	†HM21	R						
2.502	.313	17379	†CRW1	V						
			W/STAINLESS STEEL SPRING							
2.502	.313	17381	†CRWA1	V						
2.502	.313	▲17386	†CRW1	R						
2.502	.313	17387	†CRWA1	R						
2.502	.375	17395	†CRWHA1	V						
2.502	.375	17399	†CRW1	S						
2.502	.500	17374	†CRWA5	R						
			W/STAINLESS STEEL SPRING							
2.561	.250	▲17415	†HM21	R						
2.561	.313	▲17404	†CRW1	R						
2.562	.500	▲17406	†HM18	R						
			CLEARANCE D .286							
2.565	.313	▲17413	†CRWA1	R						
2.620	.354	17520	HMSA97	V						
2.623	.250	▲17461	HM21	R						
2.623	.313	▲17442	†CRW1	R						
2.623	.313	17443	†CRWA1	R						
2.623	.313	17444	†CRW1	S						
2.623	.313	17448	†CRWA1	V						
2.623	.375	17456	†CRWH1	R						
1.766 SHAFT					1.768 SHAFT					
	.563	480177	†KIT	R	2.363	.313	▲17780	†CRWHA1	V	
			SPEEDI-SLEEVE & SEAL KIT							
	.563	99176	SSLEEVE							
			SHAFT RANGE 1.761 - 1.767							
	.563	99829	GSLEEVE							
			SHAFT RANGE 1.761 -1.767							
2.412	.370	17775	HMSA1	P						
			W/CW HELIX FROM AIR SIDE							
2.412	.375	▲17286	†HMSA1	R						
			W/CW HELIX FROM AIR SIDE							
1.770 SHAFT					1.771 SHAFT					
	.364	.427	▲17781	†HMSA21	P	2.362	.495	17502	D7	PP
					2.835	.450	17673	HMSA21	E	

★Contact manufacturer for availability
Bold numbers are preferred designs

† Includes Bore-Tite on O.D.
▲ WasteWatcher numbers

Complete size listing — Inches

Bore dia.	Width of seal	Stock no.	Type and style	Lip code	Bore dia.	Width of seal	Stock no.	Type and style	Lip code
1.772 SHAFT					1.792 SHAFT				
1.969	.512	17943	END CAP	P	2.500	.600	▲ 17846	XHA79N	R
2.323	.315	17113	HMA83	P	O.D. LISTED IS PRESSFIT I.D.				
W/FELT 'A' LIP WASHER					1.797 SHAFT				
2.362	.276	17629	HMSA7	P	2.726	.516	▲ 17836	† HM14	R
W/CW HELIX FROM AIR SIDE					1.809 SHAFT				
2.401	.315	17919	HMSA92	R	2.361	.370	▲ 18009	† HMA9	R
W/CCW HELIX FROM AIR SIDE					P.F. WIDTH .340 & 2.865 FLANGE				
2.402	.315	17701	HMSA35	R	1.811 SHAFT				
W/CCW HELIX FROM AIR SIDE					2.283	.276	17897	HMSA7	R
2.441	.394	17662	HMSA32	R	W/CW HELIX FROM AIR SIDE				
2.441	.394	17666	CRSA1	R	2.323	.457	17905	HMSA56	P
2.441	.472	17824	HMSASPL	R	2.362	.276	17914	HMSA7	R
W/EXCLUDER LIP					W/CW HELIX FROM AIR SIDE				
2.480	.294	17788	HMA16	R	2.480	.291	18101	HMSA7	P
W/2.835 FLANGE					2.480	.300	18014	HMS4	P
2.500	.432	▲ 17787	† HMSA16	S	W/CW HELIX FROM AIR SIDE				
HELIX-CW & 3.046 FLG, PF WD.359					2.520	.354	▲ 17789	HMA101	R
2.520	.472	17658	CRSHA1	R	W/BI-DIR HELIX FROM AIR SIDE				
W/BI-DIR HELIX FROM AIR SIDE					2.520	.354	▲ 17789	HMA101	R
2.520	.354	▲ 17789	HMA101	R	W/AXIAL DIRT LIP				
2.520	.354	17801	HMA101	P	2.520	.354	18015	HMSA92	P
W/AXIAL DIRT LIP					W/CW HELIX FROM AIR SIDE				
2.520	.807	17922	HMSA97	P	2.667	.315	18124	HMS4	P
W/DIRT LIP					W/CW HELIX FROM AIR SIDE				
2.559	.315	17696	HMSA85	P	2.697	.295	17955	HMA8	R
W/CCW HELIX FROM AIR SIDE					2.732	.433	▲ 17691	HMSA45	P
2.561	.197	17435	† CRSA1	R	W/AXIAL DIRT LIP & 3.146 FLANGE				
2.598	.394	17670	HMSA92	V	2.740	.583	17915	HMSA45	P
W/BI-DIR HELIX FROM AIR SIDE					P.F. WIDTH .315				
2.638	.315	17907	HMSA7	P	2.874	.394	★ 18122	HMSA7	R
2.638	.394	17921	HMSA7	V	W/BI-DIR HELIX FROM AIR SIDE				
2.756	.433	17677	HMSA16	V	2.874	.572	18102	UNITIZE	V
W/BI-DIR HELIX FROM AIR SIDE					VITON, W/HNBR SLEEVE				
2.835	.228	▲ 17792	J2	R	3.189	1.090	19324	HMSA97S	P
SEE TYPE J SECTION (HMA LIP)					3.543	.630	18000	HMSA7SP	P
2.835	.472	17667	HMSA-DL	P	P.F. WIDTH .433 (11MM)				
W/CW HELIX, 19MM OVERALL WIDTH					4.016	.394	18003	CRSSPL	R
2.913	.433	17803	HMSA96	P	1.813 SHAFT				
W/CW HELIX FROM AIR SIDE					.563		99181	SSLEEVE	
2.953	.472	17686	HMSA92S	P	SHAFT RANGE 1.809 - 1.815				
W/CW HELIX							18257	HDDFBV1	R
3.071	.433	17808	HMSA96	P	BELLEVILLE WASHERS (2 EA/KIT)				
W/CW HELIX FROM AIR SIDE					2.279	.313	▲ 18025	† CRW1	R
3.130	.571	17683	HMSA7S	V	2.408	.300	18030	X15	R
3.346	.740	17799	D8	R	O.D. LISTED IS PRESSFIT I.D.				
W/STAINLESS STEEL CASE					2.437	.313	▲ 18039	† CRW1	R
3.858	.413	17813	HMSA96	P	2.562	.313	▲ 18049	† CRWA1	V
W/BI-DIR HELIX FROM AIR SIDE					2.562	.313	18098	SL1	T
1.781 SHAFT					2.562	.438	▲ 18050	† HM18	R
.667		99179	SSLEEVE		CLEARANCE D .224				
SHAFT RANGE 1.778 - 1.784					2.623	.313	▲ 18104	† CRW1	R
2.126	.250	17802	HM14	R	2.623	.500	▲ 18100	CRW79	R
W/STAINLESS STEEL CASE					P.F. WIDTH .375				
2.252	.313	▲ 17806	† CRWA1	R	2.686	.313	18114	† CRWA1	P
2.502	.313	▲ 17810	† CRWH1	R	2.719	.270	▲ 18127	TL7	R
2.502	.313	17811	† CRWH1	V	2.750	.313	▲ 18159	† CRW1	R
2.623	.313	▲ 17821	† CRW1	R	2.776	.432	18136	181367	R
2.686	.313	▲ 17832	CRW1	R	W/CW HELIX FROM AIR SIDE				
2.750	.500	17847	CRSH1	R	2.777	.432	▲ 18190	† HMSA25	R
2.758	.500	17851	† CRSH1	R	W/CW HELIX FROM AIR SIDE				
1.787 SHAFT					2.875	.313	▲ 18242	† CRW1	R
3.234	.335	▲ 17849	† HMSH22	S	2.965	.250	18258	FF1	F
					3.000	.375	▲ 18264	† CRWA1	P

Complete size listing — Inches

Bore dia.	Width of seal	Stock no.	Type and style	Lip code	Bore dia.	Width of seal	Stock no.	Type and style	Lip code
1.813 SHAFT (Cont.)					1.873 SHAFT				
3.001	.563	▲ 18833	† HMSA25	P	2.716	.281	18630	X13	R
			P.F. WIDTH .375 W/3.313 FLANGE					O.D. LISTED IS PRESSFIT I.D.	
3.003	.892	18259	HDDF1	R	1.874 SHAFT				
			O.D. LISTED IS SEAL I.D.		2.496	.351	18724	HMSA92	V
3.092	.469	▲ 18024	HMSA25	R	1.875 SHAFT				
1.825 SHAFT						.563	480185	† KIT	P
2.570	.250	▲ 18415	† HM21	R				SPEEDI-SLEEVE & SEAL KIT	
2.623	.250	▲ 18055	† HM21	R		.563	480186	KIT	P
2.750	.484	▲ 18149	† HM18	R				SPEEDI-SLEEVE & SEAL KIT	
			CLEARANCE D .275			.563	480187	† KIT	S
1.842 SHAFT						.175	99190	SSLEEVE	
2.748	.426	18472	† HMSA16	V				SHAFT RANGE 1.872 - 1.878	
			W/BI-DIR HELIX FROM AIR SIDE			.295	99188	SSLEEVE	
1.844 SHAFT						.375	99184	SSLEEVE	
2.502	.375	18412	† CRSA1	R				SHAFT RANGE 1.872 - 1.878	
2.623	.313	▲ 18425	† CRW1	R		.563	99187	SSLEEVE	
2.750	.313	▲ 18444	† CRW1	P				SHAFT RANGE 1.872 - 1.878	
2.750	.375	18446	† CRSA1	R		.563	99832	GSLEEVE	
1.849 SHAFT								SHAFT RANGE 1.872 - 1.878	
2.717	.398	▲ 18436	D7	P	2.250	.063	451249	BUW	#
1.850 SHAFT					2.250	.188	711824	BV	R
2.283	.276	18496	HMSA7	P	2.250	.188	721509	BV	D
			W/CW HELIX FROM AIR SIDE		2.250	.188	721560	BV	V
2.402	.276	18512	HMSA7	V	2.318	.203	▲ 18536	HMSA11	V
			W/CW HELIX FROM AIR SIDE					W/2.333 NOSE GASKET	
2.441	.354	18452	HMS9	P	2.375	.281	504271	SC	R
2.520	.550	▲ 18454	HMA5	R	2.398	.250	18550	† KIT	R
			P.F. WIDTH .236					SEE KIT SECTION	
2.520	.276	18458	D8	R	2.398	.250	18551	KIT	R
2.598	.433	▲ 18465	HMSA29	R				SEE KIT SECTION	
			P.F. WD .236 W/AXIAL DIRT LIP		2.398	.256	▲ 18549	† CRW1	R
2.698	.354	18499	CRSA3	P	2.401	.275	▲ 18543	† HM14	R
			WBI-DIR HELIX		2.441	.315	534957	CRWA1	V
2.756	.472	18507	HMSA123	P	2.471	.313	▲ 18545	† CRWA1	R
2.835	.394	18513	HMSA92	P	2.500	.313	▲ 18555	† CRW1	P
3.150	.511	18488	HMSASPL	P	2.502	.250	▲ 18558	† HM21	R
			W/.276 P.F. WIDTH		2.502	.313	▲ 18565	† CRW1	R
3.307	.374	18489	HMA101	P	2.561	.600	18544	† HMSA16	V
3.976	.472	18505	HMSA92	P				W/HELIX-CW P.F. WIDTH .582	
1.851 SHAFT					2.561	.600	▲ 18548	† HMSA16	P
2.441	.354	18862	† HMS1	R				W/HELIX-CW, P.F. WIDTH .528	
1.859 SHAFT					2.562	.313	18546	† CRWA1	V
	.563	99185	SSLEEVE		2.562	.313	18562	† CRW1	P
			SHAFT RANGE 1.857 - 1.863		2.623	.250	▲ 18591	† HM21	R
1.868 SHAFT					2.623	.313	▲ 18580	† CRW1	R
	.889	480184	† KIT	P	2.623	.313	18581	† CRWA1	R
			SPEEDI-SLEEVE & SEAL KIT		2.623	.313	18582	† CRW1	V
	.889	99186	SSLEEVE		2.623	.313	18584	† CRWA1	V
			SHAFT RANGE 1.866 - 1.872		2.623	.313	18592	† CRW1	S
2.518	.315	▲ 18492	† CRWA1	P	2.625	.375	18508	HMS4	S
1.872 SHAFT								W/CW HELIX FROM AIR SIDE	
2.684	.544	18510	X13	R	2.628	.328	▲ 18603	† HM14	R
			O.D. LISTED IS PRESSFIT I.D.		2.628	.415	18761	HMSA16	R
2.750	.677	18758	† HMSA96	V	2.686	.313	▲ 18626	† CRW1	R
					2.716	.394	18623	HMSA7	P
								W/CCW HELIX FROM AIR SIDE	
					2.721	.266	▲ 18640	HM14	R
					2.750	.250	▲ 18659	† HM21	R
					2.750	.313	18652	† CRW1	V
					2.750	.313	▲ 18657	† CRW1	R
					2.750	.313	18658	† CRWA1	R

★ Contact manufacturer for availability
Bold numbers are preferred designs

† Includes Bore-Tite on O.D.
 ▲ WasteWatcher numbers

Complete size listing — Inches

Bore dia.	Width of seal	Stock no.	Type and style	Lip code	Bore dia.	Width of seal	Stock no.	Type and style	Lip code
1.875 SHAFT (Cont.)					1.886 SHAFT				
2.750	.313	18666	†CRW1	P	2.561	.250	▲18990	HM22	R
2.750	.500	▲18662	†HMSA26	R	2.690	.350	18860	CRSA3	P
2.750	.500	▲18771	†D8	ET	W/CCW HELIX FROM AIR SIDE				
			P.F. WD .500, W/2.950 FLG O.D.		2.700	.550	▲18992	†HMSA16	P
2.750	1.370	18687	CRSA3	P	W/HELIX-CCW & 3.000 FLANGE				
2.758	.313	▲18671	†CRW1	P	2.700	1.000	18998	†KIT	P
2.758	.313	18679	†CRW1	S	2.750	.469	18994	HMSA92S	P
2.758	.531	18676	D5	RR	W/BI-DIR HELIX FROM AIR SIDE				
2.760	.400	▲18692	†HMS14	S	<hr/>				
			W/CW HELIX FROM AIR SIDE		1.889 SHAFT				
2.780	.250	▲18704	†HM21	R	2.440	.276	17588	CRSA1	R
2.782	.438	▲18693	†CRWH1	R	2.685	.512	18878	†D8-SPL	P
2.782	.438	18695	†CRWHA1	R	2.750	.520	18892	HMSA92	P
2.804	.300	▲18697	HMA22	R	W/BI-DIR HELIX FROM AIR SIDE				
2.813	.500	▲18708	†HMSA16	R	3.110	.688	18983	CRSA1	P
			W/CW HELIX FROM AIR SIDE		<hr/>				
2.830	.391	550185	HMS4	R	1.890 SHAFT				
2.868	.544	▲18710	HMSA95	R	2.362	.276	18857	HMSA7	P
			P.F. WD .450 W/2.898 RIBBED OD		W/CW HELIX FROM AIR SIDE				
2.868	.375	▲18731	HMSA95	R	2.362	.276	18897	HMSA7	P
2.875	.250	▲18750	†HM21	R	W/CW HELIX FROM AIR SIDE				
2.875	.313	18732	†CRW1	V	2.440	.405	18443	†HMSA23	E
2.875	.313	▲18733	†CRW1	R	P.F. WIDTH .354				
2.875	.313	18734	†CRWA1	R	2.441	.945	18964	HMA31	R
2.875	.313	18737	†CRWA1	V	2.441	.236	18864	HMA1	R
2.875	.315	542726	CRWH1	R	2.441	.296	18865	†CRSHA1	R
2.903	.424	▲18765	HMA84	R	2.441	.354	550242	HMA31	R
			W/3.150 FLANGE		P.F. WIDTH .354				
2.965	.234	▲18772	†HM14	R	2.520	.472	18984	HMSA96	R
2.997	.250	▲18808	†HM14	R	2.520	.540	▲18959	HMSA65	R
2.997	.313	▲18785	†CRW1	R	W/2.815 FLANGE				
3.000	.250	▲18823	†HM21	R	2.520	.472	18866	CRSA1	R
3.000	.313	▲18817	†CRW1	R	2.559	.315	18877	HMSA1	R
3.000	.313	18818	†CRW1	V	2.624	.315	18895	HMS4	S
3.000	.625	18829	†UNITIZE	S	2.677	.433	18854	HMSA7	R
			P.F. WIDTH .562		W/CW HELIX FROM AIR SIDE				
3.061	.313	▲18872	†CRWA1	R	2.677	.433	19317	CRSA3	P
3.061	.485	18752	D7	RT	W/BI-DIR HELIX FROM AIR SIDE				
3.105	.500	▲18880	†CRWA1	R	2.756	.354	18873	HMSA7	R
3.105	.500	▲18912	CRW2	R	2.756	.669	18876	D8-SPL	R
			W/3.266 FLANGE		2.810	.700	18844	X-SPL	P
3.125	.313	18879	†CRSA1	R	HUB SEAL				
3.150	.930	▲18881	HMSA41	R	2.835	.394	18531	D7	R
3.150	.250	▲18889	†HM21	R	2.874	.276	18979	CRSA1	P
3.160	.531	▲18888	CRWA32	P	2.910	.390	18987	HMSA92	P
			P.F. WIDTH .254 W/O BUMPER		3.071	.551	18782	HMSA35	R
3.160	.695	18896	CRSA8	V	3.160	.620	18871	KIT	R
			P.F. WIDTH .250 & BUMPER		3.160	.620	18875	CRSHA32	R
3.160	.770	▲18891	CRWA31	P	<hr/>				
			P.F. WIDTH .254 & BUMPER		1.893 SHAFT				
3.189	.469	▲18899	†CRWH1	R	2.434	.250	▲19000	CRW1	R
3.249	.484	▲18922	†CRWA1	R	2.533	.250	19011	KIT	R
3.371	.438	▲18916	†CRWH1	R	SEE KIT SECTION				
3.375	.313	18961	J2	R	2.533	.250	19012	†KIT	R
			SEE TYPE J SECTION (HMS LIP)		SEE KIT SECTION				
3.496	.438	▲18924	†CRWA1	R	2.811	.468	18852	HMSA97	P
3.500	.438	18926	†CRW1	R	W/BI-DIR HELIX & 3M BEAD & FLG				
3.744	.430	▲18948	HMSH1	R	<hr/>				
1.877 SHAFT					1.906 SHAFT				
2.503	.341	18757	HMSA7	V	2.752	.375	19017	†CRWA1	P
<hr/>					3.189	.313	19062	CRSA1	P
1.885 SHAFT					1.912 SHAFT				
2.700	.552	18999	HMSA25	#	.375	99192	SSLEEVE		
			W/HELIX-CW W/3.000 FLANGE O.D.		SHAFT RANGE 1.909 - 1.915				

Complete size listing — Inches

Bore dia.	Width of seal	Stock no.	Type and style	Lip code	Bore dia.	Width of seal	Stock no.	Type and style	Lip code
1.915 SHAFT					1.938 SHAFT (Cont.)				
2.533	.250	19010	† CRW1	R	2.750	.360	19387	† HMSA16	V
1.927 SHAFT					2.762	.500	▲ 19273	† CRSA1	R
2.910	1.210	19208	† HMS-SPL	#	W/CW HELIX FROM AIR SIDE				
1.929 SHAFT					2.813	.500	▲ 19277	HMSA23	R
2.441	.315	▲ 19090	HMSA45	R	W/CCW HELIX FROM AIR SIDE				
W/AXIAL DIRT LIP & SS SPRING					2.825	.500	19274	CRSH1	P
2.441	.441	19097	HMSA45	P	2.835	.250	19278	† CRWA5	R
2.520	.492	19200	HMA16	R	2.875	.250	▲ 19306	† HM21	R
P.F. WIDTH .236 & 2.805 FLANGE					2.875	.313	▲ 19300	† CRW1	R
2.677	.394	19293	HMSA7	R	2.875	.313	19301	† CRWA1	R
W/BI-DIR HELIX FROM AIR SIDE					2.875	.313	19304	† CRWH1	V
2.756	.394	19192	HM-SPL	R	2.875	.563	19286	KIT	RR
W/BI-DIR HELIX FROM AIR SIDE					SEE KIT SECTION				
2.756	.472	19095	HMSA-SP	R	2.875	.718	19305	KIT	P
W/3.031 FLANGE O.D.					SEE KIT SECTION				
2.843	.315	▲ 19100	HMA22	R	2.884	.313	19310	† CRWA1	P
P.F. WIDTH .236 - RC					2.997	.313	▲ 19350	† CRW1	R
1.930 SHAFT					3.000	.313	▲ 19359	† CRW1	R
3.940	.315	19333	HM83	R	3.000	.313	19360	CRWA1	R
1.937 SHAFT					3.000	.313	19368	† CRWA1	V
2.650	.350	19377	† AHL1FLG	S	3.000	.375	573	FELT	F
2.650	.360	144	KIT	#	3.061	.313	▲ 19380	† CRW1	R
HALF SEAL					3.062	.500	19438	† CRW1	S
2.687	.375	19252	KIT	R	3.125	.500	▲ 19400	† CRW1	R
1.938 SHAFT					3.189	.313	▲ 19407	† CRW1	R
.563		99193	SSLEEVE		3.251	.313	19433	† CRWA1	V
SHAFT RANGE 1.934 - 1.940					3.251	.313	▲ 19434	† CRW1	R
.563		99833	GSLEEVE		3.350	.469	19445	† CRWHA1	R
SHAFT RANGE 1.934 - 1.940					3.543	.313	▲ 19449	† CRW1	R
2.412	.313	▲ 19215	† CRW1	R	3.622	.375	19455	FF1	F
2.437	.250	▲ 19210	† CRW1	R	3.751	.500	19466	† CRSH1	R
2.437	.250	19212	† CRW1	R	1.940 SHAFT				
W/SS CASE & SPRING					2.900	.400	19428	HMSA16	R
2.471	.313	▲ 19206	† HMSA1	V	2.909	.516	▲ 19314	CRSA6	R
2.500	.300	19013	† HMA9	R	HELIX-CW & 3.583 FLG,PF WD.370				
2.500	.380	▲ 19214	† HMA9	R	1.945 SHAFT				
P.F. WIDTH .306					2.892	.294	▲ 19510	† TL6	R
2.502	.281	▲ 19219	† HM14	R	1.968 SHAFT				
2.502	.281	▲ 19221	HMA4	R	2.362	.236	19599	HMA10	R
2.502	.375	▲ 19220	† CRWA1	R	1.969 SHAFT				
2.563	.313	▲ 19211	† CRW1	R	2.368	.276	19651	HMSA7	V
2.578	.294	▲ 19223	HMA4	R	2.559	.384	19647	HMA8	P
W/2.840 FLANGE					2.571	.315	19623	HMSA24	P
2.621	.570	▲ 19500	† HMA8	R	W/BI-DIR HELIX FROM AIR SIDE				
P.F. WIDTH .255					2.618	.591	▲ 19612	HMSA92	R
2.623	.313	▲ 19226	† CRW1	R	P.F. WD .750 W/AXIAL DIRT LIP				
2.623	.313	19227	† CRWA1	V	2.623	.313	▲ 19607	† CRWA1	R
2.623	.313	▲ 19229	† CRWA1	R	2.638	.216	19624	HMA90	R
2.675	.250	19213	† CRWA5	R	2.638	.354	▲ 19628	CRSA1	R
2.680	.500	19255	† D3	R	2.638	.433	▲ 19626	HMA76	R
2.686	.304	19234	† CRWA1	P	2.638	.354	19627	HMA8	R
2.686	.304	▲ 19236	† CRW1	R	2.657	.531	19579	CRSHA1	R
2.686	.304	19237	† CRWA1	R	2.677	.270	19613	HMSA45	R
2.686	.304	19243	† CRWA1	V	W/AXIAL DIRT LIP				
2.686	.304	19244	† CRW1	P	2.677	.354	19596	CRSHA1	R
2.686	.375	19240	† CRW1	S	2.686	.375	▲ 19610	HMS2	S
2.686	.594	19251	† TL8	R	2.686	.500	19615	CRSH1	R
2.693	.507	19372	D8	R	2.742	.500	19620	CRSH1	P
2.750	.313	▲ 19264	† CRW1	R	2.750	.530	19569	CRSHA1	R
2.750	.313	▲ 19267	† CRW1	V	2.756	.315	19635	HMSA92	P
					W/CW HELIX FROM AIR SIDE				

★ Contact manufacturer for availability
Bold numbers are preferred designs

† Includes Bore-Tite on O.D.
 ▲ WasteWatcher numbers

Complete size listing — Inches

Bore dia.	Width of seal	Stock no.	Type and style	Lip code	Bore dia.	Width of seal	Stock no.	Type and style	Lip code
1.969 SHAFT (Cont.)					2.000 SHAFT (Cont.)				
2.835	.570	19689	D8SPL	R	2.375	.063	451037	BUW	#
			AXIAL DIRT LIP-SEAL		2.375	.188	702028	BV	D
2.835	.640	▲19639	D5-SPL	R	2.375	.188	721534	BV	V
			SPECIAL CONST.		2.375	.188	19731	HMS1	R
2.874	.468	▲19644	KIT	R	2.375	.188	19733	HM14	R
			DISCONTINUE BUILDING KIT		2.500	.250	▲19748	HM1	R
2.875	.469	▲19643	CRSH1	R	2.500	.438	19739	† CRW1	S
2.913	.354	19656	HMSA92	P	2.502	.281	504272	SC	R
2.953	.354	20012	CRSA1	P	2.502	.250	▲ 19754	† HM14	R
2.960	.250	▲19660	HD1	R	2.502	.313	▲ 19745	† CRW1	P
			QUILL WIPER		2.560	.224	19984	† HMA84	R
3.150	.433	19578	HMSA96	P	2.560	.234	19784	† HMA85	R
			W/CCW HELIX FROM AIR SIDE		2.562	.234	19753	† HM14	R
3.150	.630	★19672	HMSA92	P	2.562	.335	▲ 19852	CRW2	R
			W/BI-DIR HELIX FROM AIR SIDE				W/2.860 FLANGE		
3.228	.315	19677	HMSA96	P	2.565	.500	▲ 19757	† HM14	R
3.386	.748	19682	HMSA96	R	2.620	.355	20018	HMSA96	VT
			W/CCW HELIX FROM AIR SIDE		2.622	.280	▲19743	† HMA9	R
1.980 SHAFT					2.623	.281	504273	SC	R
	.563	20146	† KIT	V	2.623	.250	19746	† HM21	V
			SEE KIT SECTION		2.623	.250	▲19763	† HM21	R
	.563	99198	SSLEEVE		2.623	.313	▲ 19760	† CRW1	R
			SHAFT RANGE 1.977 - 1.983		2.623	.313	19762	† CRWA1	R
1.988 SHAFT					2.623	.313	19777	† CRWA1	V
3.051	.354	19709	HMSA96	P	2.623	.313	19782	† CRWA1	V
1.991 SHAFT					2.623	.311	19905	HMSA1	V
2.900	.290	19720	X4	R			W/STAINLESS STEEL SPRING		
			O.D. LISTED IS PRESSFIT I.D.		2.627	.234	▲ 19768	† HM14	R
1.995 SHAFT					2.631	.272	20016	HMA94	R
2.620	.492	19955	KIT				P.F. WD IS .257", MINOR OD=2.628		
1.996 SHAFT					2.635	.234	19770	† HM14	R
3.111	.344	19730	† HMSA16	V	2.652	.365	19773	HMA2	R
			W/HELIX-CW W/3.425 FLANGE		2.686	.250	▲19783	† HM21	R
2.000 SHAFT					2.686	.375	▲ 19778	† CRW1	R
	.563	480198	KIT	S	2.716	.375	▲ 19785	† CRW1	R
			SPEEDI-SLEEVE & SEAL KIT		2.716	.375	19786	† CRWA1	R
	.563	99199	SSLEEVE		2.720	.210	19793	X	R
			SHAFT RANGE 1.997 - 2.003				O.D. LISTED IS PRESSFIT I.D.		
	.563	99834	GSLEEVE		2.742	.375	▲19799	† HMS13	P
			SHAFT RANGE 1.997 - 2.003				W/CW HELIX FROM AIR SIDE		
	.875	99200	SSLEEVE		2.745	.234	▲ 19803	HM14	R
			SHAFT RANGE 1.997 - 2.003		2.746	.375	▲ 19807	† CRW1	S
	.875	99835	GSLEEVE		2.750	.250	▲19834	† HM21	R
			SHAFT RANGE 1.997 - 2.003		2.750	.313	19823	† CRW1	V
	.193	400509	VRINGSP	R	2.750	.313	▲ 19831	† CRW1	R
			SHAFT RANGE 1.890 - 2.090		2.750	.313	19832	† CRWA1	R
	.280	400500	VR1	R	2.750	.313	19839	† CRWA1	V
			SHAFT RANGE 1.890 - 2.090		2.750	.313	19840	† CRW1	V
	.280	400504	VR1	V			W/SS CASE & SPRING		
			SHAFT RANGE 1.890 - 2.090		2.752	.188	▲ 19820	† HM14	R
	.430	400501	VR2	R	2.754	.302	19966	† HMS14	S
			SHAFT RANGE 1.890 - 2.090		2.802	.250	▲19844	X15	D
	.430	400505	VR2	V			O.D. LISTED IS PRESSFIT I.D.		
			SHAFT RANGE 1.890 - 2.090		2.834	.197	19841	SL2	T
	.562	20168	J2-KIT	R			W/ALUMINUM CASE		
			SEE TYPE J SECTION (HM LIP)		2.835	.469	▲ 19848	† CRWH1	R
2.365	.219	709014	WS	R	2.874	.703	19876	† C8	RR
2.365	.219	712124	WS	V	2.875	.256	19882	XHM	R
2.371	.250	▲ 19737	† HM14	R			O.D. LISTED IS PRESSFIT I.D.		
					2.875	.250	▲19880	† HM21	R
					2.875	.313	19884	† CRW1	V
					2.875	.313	▲ 19886	† CRW1	R
					2.875	.313	19887	† CRWA1	R

Complete size listing — Inches

Bore dia.	Width of seal	Stock no.	Type and style	Lip code	Bore dia.	Width of seal	Stock no.	Type and style	Lip code
2.000 SHAFT (Cont.)					2.047 SHAFT				
2.875	.375	19896	† CRWHA1	R	2.441	.217	20417	XA-SPL	P
2.875	.500	19900	† CRWH1	R			O.D. LISTED IS PRESSFIT I.D.		
			W/SS CASE & SPRING		2.561	.315	▲ 20420	† CRW1	R
2.880	.368	19939	† HMS14	R	2.561	.354	20433	† CRS1	R
			W/CW HELIX FROM AIR SIDE		2.590	.290	20038	HMSA96	P
2.880	.375	▲ 19922	† CRWA1	R	2.599	.295	▲ 20431	HMSA96	P
2.880	.375	19923	† CRWA1	P	2.638	.264	▲ 20422	X	P
2.962	.250	▲ 20113	† HM20	R			O.D. LISTED IS PRESSFIT I.D.		
			W/3.209 FLANGE		2.677	.315	20455	HMSA96	P
2.965	.313	▲ 19940	† HM14	R	2.677	.276	20427	HMA8	P
2.965	.500	19938	† HM14	R			W/AXIAL DIRT LIP		
			CLEARANCE D .275		2.677	.512	▲ 20428	HMSA7SP	R
2.968	.313	▲ 20118	† HM14	R			SPECIAL CONST.		
2.997	.250	▲ 19965	HM21	R	2.717	.583	20448	D7-SPL	P
2.997	.375	▲ 19969	† CRWH1	R	2.756	.294	▲ 20439	X	R
2.997	.375	19970	† CRWHA1	R			O.D. LISTED IS PRESSFIT I.D.		
2.997	.375	19974	† CRWHA1	V	2.756	.354	20457	HMSA1	R
2.997	.375	19979	† CRWH1	V	2.756	.374	20432	HMSA1	V
2.997	.438	19982	† HMSA24	P			W/CW HELIX FROM AIR SIDE		
3.000	.250	▲ 20006	† HM21	R	2.835	.315	20463	HMSA96	R
3.000	.313	▲ 19992	† CRW1	R	2.835	.315	20438	HMSA35	P
3.000	.313	19993	† CRWA1	R			W/CW HELIX FROM AIR SIDE		
3.000	.313	19995	† CRWA1	V	2.874	.315	20446	KIT	P
3.000	.375	20002	† CRWH1	V	2.953	.294	20429	HMSA29	R
3.000	.375	20004	† CRWH1	R			W/AXIAL DIRT LIP		
3.000	.375	20005	† CRWHA1	R	2.953	.390	22075	KIT	P
3.061	.250	▲ 20044	† HM21	R	3.071	.368	▲ 20465	X	P
3.061	.375	▲ 20045	† CRW1	R			O.D. LISTED IS PRESSFIT I.D.		
3.061	.500	20053	† CRWH1	R	3.268	.315	20501	KIT	R
3.061	.500	20054	† CRWHA1	R			SEE KIT SECTION		
3.125	.375	▲ 20070	† CRW1	R	3.268	.709	20700	KIT	R
3.125	.375	★ 584	FELT	F					
3.125	.500	596	FELT	F					
3.148	.250	▲ 20078	HM14	R	2.048 SHAFT				
3.150	.375	▲ 20079	† CRW1	R	2.727	.570	▲ 20425	† HMA8	R
3.189	.469	▲ 20098	† CRWH1	R			W/AXIAL DIRT LIP		
3.189	.469	20100	† CRWHA1	R	2.063 SHAFT				
3.251	.437	20108	KIT	R	.781		99205	SSLEEVE	
3.251	.438	▲ 20109	† CRWH1	R			SHAFT RANGE 2.057 - 2.063		
3.370	1.031	20136	CRSA4	P	.348		20766	J2-KIT	R
			HELIX-CW & 3.800 FLG,PF WD.358				SEE TYPE J SECTION (CRWH LIP)		
3.371	.438	20122	† CRW1	V	2.561	.313	20520	† CRW1	V
3.371	.438	▲ 20124	† CRWH1	R	2.661	.188	20525	HMS4	R
3.371	.438	20125	† CRWHA1	R	2.661	.188	20526	KIT	R
3.371	.438	20127	CRWH1	V			SEE KIT SECTION		
3.543	.433	▲ 20140	† CRWH1	R	2.750	.313	20530	CRWH1	R
3.623	.250	▲ 20148	HM21	R	2.842	.438	▲ 20538	† CRWH1	R
3.623	.438	▲ 20144	† CRWH1	R	2.875	.375	550085	† CRSA1	R
4.003	.438	▲ 20158	† CRWH1	R	2.875	.438	▲ 20554	† CRWH1	R
					2.938	.344	20560	X15	R
2.008 SHAFT							O.D. LISTED IS PRESSFIT I.D.		
2.480	.470	20209	HMSA96	R	2.997	.438	▲ 20586	† CRWH1	R
			P.F. WIDTH .337"		3.000	.313	▲ 20608	† HM21	R
2.598	.413	20215	HMSA96	R	3.000	.375	▲ 20594	† CRW1	R
			P.F. WIDTH .295 (7.5MM)		3.000	.375	20599	† CRWA1	V
2.756	.433	20216	HMSASPL	P	3.061	.313	▲ 20643	† CRWH1	R
			W/CCW HELIX FROM AIR SIDE		3.125	.375	20659	† CRW1	R
2.043 SHAFT					3.149	.250	20669	† HM21	R
2.835	.315	20403	HMSA29	R	3.149	.500	20672	† TL6	D
2.045 SHAFT							P.F. WIDTH .395		
2.835	.618	20445	HMSA7SP	P	3.150	.266	▲ 20674	TL7	R
					3.189	.375	▲ 20702	† CRW1	R
					3.250	.294	▲ 20735	X15	R
							O.D. LISTED IS PRESSFIT I.D.		
					3.251	.438	20747	† CRWHA1	R

★ Contact manufacturer for availability
Bold numbers are preferred designs

† Includes Bore-Tite on O.D.
▲ WasteWatcher numbers

Complete size listing — Inches

Bore dia.	Width of seal	Stock no.	Type and style	Lip code	Bore dia.	Width of seal	Stock no.	Type and style	Lip code
2.063 SHAFT (Cont.)					2.125 SHAFT (Cont.)				
3.251	.438	▲ 20749	†CRWH1	R	2.880	.552	21236	†HMSA25	V
2.086 SHAFT					2.884	.401	21239	D8	V
2.685	.276	20906	HMSA7	R	2.891	.250	▲ 21121	†HM14	R
2.087 SHAFT					2.953	.472	21128	HMSA7	P
2.795	.453	20866	CRSA1	R	W/CCW HELIX FROM AIR SIDE				
3.203	.610	20875	†HMSA9	R	2.960	.669	▲ 21045	HMSA45	R
2.088 SHAFT					W/P.F. WIDTH 8.00MM (.315)				
2.911	.500	20880	HMSA97	V	2.997	.438	▲ 21134	†CRWH1	R
W/3.309 FLANGE O.D.					2.997	.438	21136	†CRWHA1	R
2.094 SHAFT					3.000	.250	▲ 21159	†HM21	R
2.718	.359	▲ 20952	†HM18	R	3.000	.313	▲ 21167	†CRWHA1	V
CLEARANCE D .160					3.000	.375	▲ 21163	†CRW1	R
3.149	.550	20965	†HM21	R	3.000	.375	21164	†CRWA1	R
2.102 SHAFT					3.000	.438	21171	†CRWH1	V
3.038	.315	21020	HMSW7	V	3.000	.438	21172	†CRWH1	R
2.122 SHAFT					3.000	.438	21173	†CRWHA1	R
3.030	.430	21241	HMSA97	V	3.058	.235	21294	KIT	R
2.123 SHAFT					FLG OD 3.266				
2.737	.438	21962	†KIT	R	3.061	.250	▲ 21208	†HM21	R
2.125 SHAFT					3.061	.438	▲ 21203	†CRWH1	V
.500		99210	SSLEEVE		W/STAINLESS STEEL SPRING				
		SHAFT RANGE 2.123 - 2.128			3.061	.500	▲ 21210	†CRW1	R
.781		99212	SSLEEVE		3.061	.500	21211	CRWA1	R
		SHAFT RANGE 2.124 - 2.130			3.061	.500	21213	†CRWHA1	R
.781		99836	GSLEEVE		3.125	.438	▲ 21234	†CRWH1	R
		SHAFT RANGE 2.124 - 2.130			3.125	.438	21245	†CRWHA1	P
		21307	HDDFBV1	R	3.189	.250	▲ 21265	†HM21	R
		BELLEVILLE WASHERS (2 EA/KIT)			3.189	.375	▲ 21267	†CRWA1	R
.280		400550	VR1	R	3.189	.375	21269	†CRWA1	V
		SHAFT RANGE 2.090 - 2.290			3.189	.469	21270	†CRWHA1	S
.280		400554	VR1	V	3.250	.900	21306	HDDF1	R
		SHAFT RANGE 2.090 - 2.290			O.D. LISTED IS SEAL I.D.				
.430		400551	VR2	R	3.250	.270	▲ 21298	X15	R
		SHAFT RANGE 2.090 - 2.290			O.D. LISTED IS PRESSFIT I.D.				
.430		400555	VR2	V	3.251	.438	▲ 21302	†CRWH1	R
		SHAFT RANGE 2.090 - 2.290			3.350	.438	▲ 21336	†CRWH1	R
2.490	.219	709015	WS	R	3.371	.375	▲ 21352	†CRWA1	R
2.500	.063	451069	BUW	#	3.371	.438	▲ 21353	†CRWH1	R
2.500	.188	710087	BV	D	3.500	.750	22587	KIT	R
2.500	.188	721535	BV	V	3.543	.438	▲ 21358	†CRWH1	R
2.750	.250	▲ 21059	†HM21	R	3.623	.469	▲ 21379	CRSA1	P
2.750	.375	21063	†CRW1	V	2.126 SHAFT				
2.750	.500	▲ 21061	†CRWA1	R	2.559	.512	21043	CRSA1	R
2.763	.250	21069	†CRW1	R	2.559	.276	21247	HMS18SP	P
2.763	.250	21070	KIT	R	2.598	.315	21048	HMSA96	P
		SEE KIT SECTION			2.717	.296	21052	D5SPL	R
2.763	.500	21285	HMSA97	V	2.756	.374	▲ 21064	HMSHA1	R
W/CCW HELIX FROM AIR SIDE					P.F. WIDTH .276				
2.875	.250	▲ 21101	†HM14	R	2.992	.315	21248	HMSA96	P
2.875	.375	▲ 21103	†CRW1	S	2.992	.563	21327	D6	P
2.875	.438	21091	†CRW1	V	RUBBER COVERED				
2.875	.438	▲ 21098	†CRW1	R	3.228	.315	21281	HMSA96	V
2.875	.438	▲ 21100	†CRWA1	R	2.128 SHAFT				
2.875	.438	21108	†CRWHA1	R	3.150	.532	21244	HMSA95	R
2.880	.500	▲ 21110	†HMSA16	R	2.130 SHAFT				
W/CCW HELIX FROM AIR SIDE					2.745	.958	21291	HM-SPL	R
2.880	.550	▲ 21111	†CRWA3	P	2.136 SHAFT				
W/HELIX-CCW & 3.180 FLANGE					2.904	.453	▲ 21400	†HMS17	R
					P.F. WIDTH .310 & 3.110 FLANGE				

Complete size listing — Inches

Bore dia.	Width of seal	Stock no.	Type and style	Lip code	Bore dia.	Width of seal	Stock no.	Type and style	Lip code
2.141 SHAFT					2.205 SHAFT				
3.484	.329	21410	HMS14 W/CW HELIX	P	2.638	.217	22005	X	R
<hr/>					O.D. LISTED IS PRESSFIT I.D.				
2.145 SHAFT					2.677	.433	22454	HMA8	R
3.188	.469	▲ 21538	CRSH1	R	2.835	.453	22022	HMSA57	R
<hr/>					P.F. WIDTH .453 W/3.032 FLANGE				
2.165 SHAFT					2.835	.433	22048	† HMSA56	R
	.787	99863	GSLEEVE		2.835	.492	22027	† HMSA21	R
		SHAFT RANGE 2.162 - 2.169			2.843	.315	22024	HMS4SPL	P
2.670	.310	21652	HMSA56	P	2.846	.315	22026	HMSA92	R
2.913	.276	21628	HMA8	P	2.870	.315	22041	HMSA96	P
		W/AXIAL DIRT LIP			2.874	.315	▲ 22037	HMSA96	P
3.150	.315	21639	HMSA16	V	2.874	.315	22047	KIT	P
<hr/>					2.953	.315	22033	HMSA96	P
2.172 SHAFT					2.953	.433	22031	HMSA7SP	R
2.426	.484	21650	SL1 W/3.000 FLANGE	T	W/CW HELIX FROM AIR SIDE				
<hr/>					2.992	.435	▲ 22125	HMSA57	R
2.180 SHAFT					W/AXIAL DIRT LIP				
3.059	.300	21735	† HMA22	R	2.992	.472	22035	† CRSA9	R
<hr/>					P.F. WIDTH .236 SPECIAL CONST.				
2.186 SHAFT					2.992	.484	22013	HMSA101	R
3.131	.729	21918	VACBOOT HUB SEAL	R	W/AXIAL DIRT EXCLUDER & BUMPER				
<hr/>					3.031	.472	22049	CRSA3	P
2.188 SHAFT					P.F. WIDTH .472 & 13.398 WIDTH				
	.781	480219	KIT	R	3.031	.394	22029	CRSA3	R
		SPEEDI-SLEEVE & SEAL KIT			W/BOOT & 3.360" FLG OD				
	.781	99218	SSLEEVE		3.054	.551	▲ 22028	HMSASPL	R
		SHAFT RANGE 2.186 - 2.192			P.F. WIDTH .276				
2.875	.438	▲ 21736	† CRWH1	R	3.071	.295	22042	HMSA96	R
2.997	.438	▲ 21749	† CRWH1	R	W/AXIAL DIRT LIP				
3.000	.256	21756	HMA22	R	3.471	.876	22045	HMSASPL	P
3.000	.256	21756-AP	HMA22	R	<hr/>				
3.000	.340	★ 21769	† HMA22	R	2.208 SHAFT				
3.000	.375	▲ 21759	† CRWA1	R	2.913	.394	22120	HMSA57	R
3.000	.375	▲ 21763	† CRWA1	V	W/3.268 FLANGE O.D.				
3.000	.500	21764	† CRWH1	R	<hr/>				
3.000	.500	▲ 21771	† HMA22	R	2.222 SHAFT				
3.061	.500	▲ 21775	† CRWH1	R	3.543	.750	22175	UNITIZED	SR
3.063	.250	515	FELT	F	<hr/>				
3.188	.469	21820	KIT	R	2.230 SHAFT				
		SEE KIT SECTION			.500		99229	SSLEEVE	
3.188	.688	21814	KIT	R	SHAFT RANGE 2.227 - 2.233				
		SEE KIT SECTION			.781		99230	SSLEEVE	
3.189	.640	▲ 21938	HMA4	R	SHAFT RANGE 2.227 - 2.233				
3.251	.438	▲ 21840	† CRWH1	R	<hr/>				
3.350	.438	▲ 21890	† CRWH1	R	2.240 SHAFT				
3.371	.438	▲ 21910	† CRWH1	R	.764		99226	SSLEEVE	
3.500	.250	★ 668	FELT	F	SHAFT RANGE 2.237 - 2.243				
3.623	.500	21950	CRSHA1	R	3.189	.610	22614	† HM14	R
<hr/>					<hr/>				
2.191 SHAFT					2.244 SHAFT				
3.055	.170	21915	X-SPL	P	2.638	.236	▲ 22225	HMSA7	R
O.D. LISTED IS PRESSFIT I.D.					2.835	.331	22224	HMSA21	P
<hr/>					3.110	.531	▲ 22230	HMSA55	R
2.199 SHAFT					W/3.366 FLG & AXIAL DIRT LIP				
2.737	.438	▲ 21952	† HMA90	R	3.150	.402	19676	HMSA56	R
2.804	.300	21953	HMA85	P	3.189	.450	22250	HMSA96	P
W/ALUMINUM CASE					4.810	.413	22284	HMS83	R
<hr/>					P.F. WIDTH .315 (8MM)				
2.201 SHAFT					<hr/>				
2.738	.197	21961	HMA73	R	2.250 SHAFT				
		W/2.913 FLG & AXIAL DIRT LIP			.313		99227	SSLEEVE	
3.519	.591	▲ 21955	† HMSA16	R	SHAFT RANGE 2.249 - 2.255				
W/CW HELIX FROM AIR SIDE					.500		22562	† KIT	V
<hr/>					SEE KIT SECTION				

★ Contact manufacturer for availability
Bold numbers are preferred designs

† Includes Bore-Tite on O.D.
 ▲ WasteWatcher numbers

Complete size listing — Inches

Bore dia.	Width of seal	Stock no.	Type and style	Lip code	Bore dia.	Width of seal	Stock no.	Type and style	Lip code
2.250 SHAFT (Cont.)					2.250 SHAFT (Cont.)				
	.781	99225	SSLEEVE		3.500	.438	22582	† CRWHA1	R
			SHAFT RANGE 2.249 - 2.255		3.500	.438	▲ 22583	† CRWH1	R
	.781	99837	GSLEEVE		3.500	.438	22590	† CRWHA1	V
			SHAFT RANGE 2.249 - 2.255		3.565	.438	▲ 22610	† CRWA1	R
	.469	★ 400578	VR1	R	3.623	.438	▲ 22618	† CRWH1	R
			SHAFT RANGE 2.090 - 2.290		3.623	.438	22619	† CRWHA1	R
2.625	.063	451078	BUW	#	3.751	.438	▲ 22626	† CRWH1	R
2.625	.188	711856	BV	R	3.876	.438	▲ 22644	† CRWH1	R
2.625	.188	721536	BV	V	4.003	.438	▲ 22647	† CRWH1	R
2.625	.188	▲ 22306	† HM14	R	4.063	1.220	22653	† CRWA3	P
2.745	.281	709016	WS	R				W/4.438 FLANGE	
2.750	.281	504275	SC	R	2.272 SHAFT				
2.875	.250	▲ 22325	HM21	R	2.656	.250	22742	SL1	T
2.875	.313	▲ 22328	† CRWA1	R				W/BRASS CASE	
2.891	.563	22319	† CRWA1	R	2.281 SHAFT				
2.997	.438	▲ 22338	† CRWH1	R	3.154	.375	▲ 22835	† HM21	R
2.997	.438	22340	† CRWHA1	R	3.500	.313	★ 645	FELT	F
3.000	.250	▲ 22368	† HM21	R	2.283 SHAFT				
3.000	.375	▲ 22353	† CRW1	R		.787	99219	SSLEEVE	
3.000	.375	22354	† CRWA1	R				SHAFT RANGE 2.280 - 2.286	
3.000	.375	22361	† CRWA1	V	2.874	.507	22808	HMSA57	R
3.000	.375	22363	† CRW1	V	2.910	.390	22842	HMSA7	P
3.000	.438	22358	† CRWH1	R				W/CCW HELIX FROM AIR SIDE	
3.000	.438	22359	† CRWHA1	R	2.913	.512	22819	D7	P
3.000	.438	22367	† CRWH1	V	2.951	.292	22841	HMSA45	P
3.035	.374	22371	HMSH4	R	2.953	.276	22840	HMS4SPL	P
3.061	.250	▲ 22392	HM21	R	2.992	.276	22821	HMSA29	R
3.061	.375	▲ 22382	† CRW1	R	2.992	.630	20447	HMSASPL	R
3.061	.438	22390	† CRWH1	R	3.031	.335	22826	HMS83	R
3.061	.438	22391	† CRWHA1	R	3.070	.394	22845	HMSA92	R
3.061	.438	22394	† CRWHA1	S				W/CCW HELIX FROM AIR SIDE	
3.110	.469	▲ 22311	VR1	R	4.055	.435	22878	HMSA96	P
			SHAFT RANGE 2.090 - 2.290					W/CW HELIX FROM AIR SIDE	
3.125	.375	▲ 22400	† CRWA1	R	2.297 SHAFT				
3.125	.375	22405	† CRWA1	V	3.148	.359	▲ 22870	HM18	R
3.125	.500	22407	CRWH1	R				CLEARANCE D .185	
3.125	.563	22411	HM18	R	2.313 SHAFT				
			CLEARANCE D .214			.781	99231	SSLEEVE	
3.189	.438	▲ 22424	† CRW1	R				SHAFT RANGE 2.309 - 2.315	
3.189	.438	22425	† CRWA1	P	2.997	.375	▲ 23030	† CRW1	R
3.250	.270	▲ 22430	X15	R	3.000	.250	▲ 23035	† HM14	R
			O.D. LISTED IS PRESSFIT I.D.		3.000	.438	▲ 23040	† CRWH1	V
3.251	.250	▲ 22468	HM21	R	3.061	.313	▲ 23046	† CRW1	R
3.251	.375	▲ 22440	† CRW1	R	3.065	.281	23050	HM1	R
3.251	.375	22441	† CRWA1	R	3.125	.375	▲ 23061	† CRW1	R
3.251	.375	22450	† CRWA1	P	3.125	.375	23063	† CRWA1	V
3.251	.438	22446	† CRWH1	R	3.251	.438	▲ 23093	† CRWH1	R
3.251	.438	22448	† CRWHA1	R	3.251	.438	23099	CRWHA1	V
3.251	.438	22449	† CRWH1	V	3.310	.375	▲ 23130	† HM21	R
3.251	.520	22640	† HMSHA16	P	3.350	.438	▲ 23152	† CRWH1	R
			W/CCW HELIX		3.371	.438	▲ 23167	† CRW1	R
3.310	.375	▲ 22483	† HM18	R	3.374	.438	▲ 23169	† CRWHA1	R
			CLEARANCE D .130		3.500	.250	▲ 23240	† HM21	R
3.350	.375	22484	† CRW1	P	3.500	.313	▲ 23184	CRW1	R
3.350	.438	▲ 22492	CRWH1	R	3.751	.500	23277	† CRW1	R
3.350	.438	22493	† CRWHA1	R	3.751	.500	23279	† KIT	R
3.350	.438	22495	† CRWH1	V	2.322 SHAFT				
3.371	.375	▲ 22550	† HM14	R	3.937	.394	23284	D8-SPL	P
3.371	.375	22573	† CRSH1	V					
3.371	.438	22532	† CRWHA1	R					
3.371	.438	▲ 22558	† CRWH1	R					
3.371	.438	22561	† CRWH1	V					
3.400	.294	▲ 22563	X15	R					
			O.D. LISTED IS PRESSFIT I.D.						
3.440	.250	▲ 22565	† HM14	R					

Complete size listing — Inches

Bore dia.	Width of seal	Stock no.	Type and style	Lip code	Bore dia.	Width of seal	Stock no.	Type and style	Lip code
2.323 SHAFT					2.375 SHAFT (Cont.)				
2.835	.472	23228	HMSA7	R	3.000	.375	▲ 23641	† CRW1	V
3.080	.315	23297	HMSA92	P	3.061	.438	▲ 23644	† CRWH1	R
3.083	.315	23299	HMSA24	R	3.061	.438	23645	† CRWH1	P
3.937	.394	23286	HMSA7SP	P	3.061	.438	23655	† CRWH1	V
2.324 SHAFT					W/STAINLESS STEEL SPRING				
3.541	.591	23244	HMSA97	R	3.125	.375	▲ 23646	† CRW1	R
W/4 .018" FLANGE O.D.					3.125	.375	23659	† CRW1	S
2.327 SHAFT					3.125	.438	23652	† CRWH1	R
3.130	.315	23276	† RRH1	R	3.125	.438	23654	† CRWHA1	R
2.328 SHAFT					3.125	.438	23656	† CRWHA1	V
	.750	480233	KIT	P	3.189	.438	▲ 23666	† CRWH1	R
			SPEEDI-SLEEVE & SEAL KIT		3.251	.433	23678	† CRWHA1	V
	.750	99233	SSLEEVE		3.251	.433	541651	† CRWHA1	R
			SHAFT RANGE 2.327 - 2.333		3.251	.453	▲ 23685	† CRW1	P
3.000	.395	▲ 23300	† CRW1	P	3.251	.625	▲ 23691	† CRWA3	P
2.343 SHAFT					P.F. WIDTH .528 & 3.841 FLANGE				
3.350	.625	★ 1303	KIT	V	3.251	.625	23698	† CRWA3	V
SEE KIT SECTION					P.F. WIDTH .528 & 3.841 FLANGE				
2.359 SHAFT					3.350	.250	▲ 23725	† HM21	R
3.938	.686	23590	PLUS XL	P	3.350	.375	▲ 23701	† CRW1	R
SCOTSEAL PLUS XL					3.350	.375	23702	† CRWA1	R
2.362 SHAFT					3.350	.375	23703	† CRW1	P
2.953	.465	▲ 23432	HMSA	R	3.350	.375	23706	† CRW1	S
			W/P.F. WIDTH 5.80MM (.228)		3.350	.438	23708	† CRWH1	R
2.954	.208	23615	† HMSA56	R	3.350	.438	23710	† CRWHA1	R
3.228	.472	23446	HMSA7	S	3.350	.669	23695	† HMSA24	V
			W/CCW HELIX FROM AIR SIDE		3.371	.438	▲ 23742	† CRWH1	R
3.374	.395	23450	HMS14	S	3.371	.438	23746	† CRWH1	V
			W/CW HELIX FROM AIR SIDE		3.428	1.000	1244	KIT	P
3.386	.276	23458	HMSA29	R	SEE KIT SECTION				
3.543	.866	23464	D5-SPL	R	3.471	.250	▲ 23744	X15	R
3.937	1.063	23483	KIT	R	O.D. LISTED IS PRESSFIT I.D.				
			SEE KIT SECTION		3.481	.438	▲ 23755	† CRWH1	R
4.055	.472	23484	HMSA96	P	3.481	.438	23756	CRWHA1	R
2.375 SHAFT					3.500	.375	23770	† CRWA1	P
.526		99240	SSLEEVE		3.500	.375	23771	† CRWH1	V
			SHAFT RANGE 2.374 - 2.380		3.500	.375	▲ 23779	† CRWH1	R
.594		99238	SSLEEVE		3.500	.438	23782	† CRWHA1	R
			SHAFT RANGE 2.372 - 2.378		3.543	.250	23815	† HM21	R
.781		99237	SSLEEVE		3.543	.438	▲ 23808	† CRWH1	R
			SHAFT RANGE 2.374 - 2.380		3.543	.438	23809	† CRWHA1	V
.781		99839	GSLEEVE		3.601	.438	▲ 23820	† CRW1	R
			SHAFT RANGE 2.374 - 2.380		3.623	.438	▲ 23839	† CRWH1	R
.280		400600	VR1	R	3.623	.438	23841	† CRWHA1	P
			SHAFT RANGE 2.290 - 2.480		3.623	.438	23843	† CRWHA1	V
.280		400604	VR1	V	W/STAINLESS STEEL SPRING				
			SHAFT RANGE 2.290 - 2.480		3.876	.438	▲ 23844	† CRWH1	R
.430		400601	VR2	R	3.876	1.150	23806	CRSA4	P
			SHAFT RANGE 2.290 - 2.480		P.F. WIDTH .402 W/4.250 FLANGE				
.430		400605	VR2	V	4.063	1.094	23857	† CRWA3	P
			SHAFT RANGE 2.290 - 2.480		W/4.438 FLANGE				
.275		23870	J1-KIT	R	4.498	.391	23751	† HMSA25	V
SEE TYPE J SECTION (CRW LIP)					4.498	1.150	▲ 23860	CRSA4	P
2.750	.063	★ 451058	BUW	#	HELIX-CW W/4.875 FLG,PF WD.402				
2.750	.188	711828	BV	R	4.938	1.000	1245	KIT	P
2.750	.188	721572	BV	V	SEE KIT SECTION				
2.997	.250	▲ 23630	† HM21	R	2.402 SHAFT				
2.997	.438	▲ 23632	† CRWH1	R	2.992	.276	23885	HMSA96	P
3.000	.250	▲ 23640	HM21	R	W/AXIAL DIRT LIP				
					3.071	.531	23888	D7-SPL	P
					3.460	.284	23880	X-SPL	R
					O.D. LISTED IS PRESSFIT I.D.				

★ Contact manufacturer for availability
Bold numbers are preferred designs

† Includes Bore-Tite on O.D.
 ▲ WasteWatcher numbers

Complete size listing — Inches

Bore dia.	Width of seal	Stock no.	Type and style	Lip code	Bore dia.	Width of seal	Stock no.	Type and style	Lip code
2.420 SHAFT					2.497 SHAFT				
3.000	.280	24017	HMA9	R	3.245	.420	▲ 24888	HM16	R
3.000	.402	24012	HMHASPL	R	2.500 SHAFT				
3.554	.276	▲ 24097	HMA7	R	.781		480249	KIT	R
		W/AXIAL DIRT LIP						SPEEDI-SLEEVE & SEAL KIT	
2.430 SHAFT					.781		480250	KIT	R
	.375	199	KIT	S				SPEEDI-SLEEVE & SEAL KIT	
		W/CCW HELIX FROM AIR SIDE			.555		99253	SSLEEVE	
2.432 SHAFT								SHAFT RANGE 2.497 - 2.503	
3.070	.227	▲ 24110	CRSA1	P	.781		99250	SSLEEVE	
		W/BI-DIR HELIX FROM AIR SIDE						SHAFT RANGE 2.500 - 2.506	
2.437 SHAFT					.781		99840	GSLEEVE	
2.565	.550	87823	S7					SHAFT RANGE 2.500 - 2.506	
		BORE SLEEVE			.500		99248	SSLEEVE	
2.438 SHAFT								SHAFT RANGE 2.500 - 2.506	R
	.500	99242	SSLEEVE					25097	HDDFBV1
		SHAFT RANGE 2.435 - 2.441						BELLEVILLE WASHERS (2 EA/KIT)	
	.781	99243	SSLEEVE		.280		400650	VR1	R
		SHAFT RANGE 2.434 - 2.440						SHAFT RANGE 2.480 - 2.680	
3.125	.500	▲ 24255	† CRWH1	R	.280		400654	VR1	V
3.251	.438	▲ 24263	† CRWH1	R				SHAFT RANGE 2.480 - 2.680	
3.350	.375	▲ 24286	† CRW1	R	.430		400651	VR2	R
3.350	.375	24287	† CRWA1	R				SHAFT RANGE 2.480 - 2.680	
3.371	.438	▲ 24320	† CRWH1	R	.430		400655	VR2	V
3.481	.438	▲ 24340	† CRWH1	R				SHAFT RANGE 2.480 - 2.680	
3.500	.438	▲ 24370	† CRWH1	R	.410		400659	VR1-SPL	R
3.500	.438	24372	† CRWH1	V				SHAFT RANGE 2.480 - 2.680	
3.543	.438	▲ 24445	† CRWH1	R	.438		25160	J1-KIT	R
3.623	.359	▲ 24459	† G2	L			SEE TYPE J SECTION (CRW LIP)		
		CLEARANCE D .156			2.875	.063	451253	BUW	#
3.751	.750	24466	† KIT	R	2.875	.188	711829	BV	R
2.441 SHAFT					2.875	.188	721566	BV	V
2.699	.350	24441	HMA8	P	2.875	.188	750551	BV	D
		W/FLANGE			2.938	.063	451248	BUW	#
3.071	.276	24283	HMA8	R	2.938	.219	★ 712135	BV	V
3.346	.394	24642	HMSHA96	P	2.995	.281	709018	WS	R
2.450 SHAFT					2.995	.281	712125	WS	V
	.375	187	KIT	S	3.000	.281	504277	SC	R
		HALF SEAL			3.000	.250	▲ 24863	† HM14	R
	.223	★ 200	KIT	R	3.000	.313	24865	HM1	R
		HALF SEAL			3.125	.281	505774	SC	R
2.470 SHAFT					3.125	.250	▲ 24875	† HM21	R
	.217	194	KIT	P	3.130	.315	24868	KIT	T
		HALF SEAL						W/CW HELIX FROM AIR SIDE	
2.474 SHAFT					3.150	.250	▲ 24880	† HM21	R
3.543	.290	▲ 24670	TL1	R	3.189	.438	▲ 24881	† CRWH1	R
2.480 SHAFT					3.189	.438	24883	† CRWH1	V
3.314	.500	24920	FF4	F	3.223	.728	25009	VACBOOT	R
3.543	.276	24800	HMSA96	P	3.223	.728	25050	† KIT	R
4.035	.236	24816	HMSHA16	P	3.226	.190	▲ 24886	HMA73	R
2.492 SHAFT								W/3.405 FLG & AXIAL DIRT LIP	
	.781	99249	SSLEEVE		3.245	.438	▲ 24889	† CRWH1	R
		SHAFT RANGE 2.489 - 2.495			3.251	.250	▲ 24904	† HM21	R
2.496 SHAFT					3.251	.350	24892	† CRWA5	R
3.672	.313	▲ 25078	X15	R				W/SS CASE & SPRING & GRD O.D.	
		O.D. LISTED IS PRESSFIT I.D.			3.251	.375	▲ 24897	† CRW1	R
					3.251	.375	24898	† CRWA1	R
					3.251	.375	24899	† CRWA1	V
					3.251	.438	24910	† CRWH1	R
					3.251	.438	24911	† CRWHA1	R
					3.251	.438	24914	† CRWH1	V
					3.251	.438	24916	† CRWHA1	V
					3.251	.500	24913	† CRW1	V
					3.301	.453	▲ 24917	† HMSA16	R
								P.F. WIDTH .330 & 3.580 FLANGE	

Complete size listing — Inches

Bore dia.	Width of seal	Stock no.	Type and style	Lip code	Bore dia.	Width of seal	Stock no.	Type and style	Lip code
2.500 SHAFT (Cont.)					2.520 SHAFT (Cont.)				
3.305	.276	25013	† KIT	R	3.228	.354	25196	XA-SPL	R
3.350	.438	23000	† CRSA3	R	O.D. LISTED IS PRESSFIT I.D.				
3.350	.438	▲ 24931	† CRWH1	R	2.559 SHAFT				
3.350	.438	24932	† CRWHA1	R	3.189	.276	25518	HMSA7	P
3.351	.433	★ 24926	† CRWH1	V	W/CW HELIX FROM AIR SIDE				
3.371	.375	24934	CRWHA1	R	3.228	.354	25418	HMSASPL	R
3.371	.438	24936	† CRWHA1	V	3.230	.334	25004	† HMSA96	R
3.371	.438	▲ 24954	† CRWH1	R	3.307	.354	25419	HMSA7	P
3.371	.500	24941	† CRWH1	S	W/CW HELIX FROM AIR SIDE				
W/STAINLESS STEEL SPRING					3.465	.394	25584	HMSA7	P
3.428	.375	24949	† CRWA1	P	W/CCW HELIX FROM AIR SIDE				
3.428	.375	▲ 24951	† CRWA1	R	2.560 SHAFT				
3.428	.709	24964	† HMSA25	V	3.094	.256	▲ 25515	HMA7	R
3.500	.250	▲ 25007	† HM21	R	2.562 SHAFT				
3.500	.375	24971	† CRWA1	V	3.625	.438	25652	† CRWA1	V
3.500	.438	▲ 24980	† CRW1	R	2.563 SHAFT				
3.500	.438	24982	† CRWA1	R	.781	99256	SSLEEVE		
3.500	.438	24984	† CRWH1	V	SHAFT RANGE 2.560 - 2.566				
W/STAINLESS STEEL SPRING					3.000	.063	451268	BUW	#
3.500	.438	24986	† CRWH1	R	3.000	.219	711831	BV	D
3.500	.438	24989	† CRWH1	P	3.000	.219	721517	BV	V
3.500	.438	24990	† CRWHA1	V	3.481	.500	▲ 25561	† CRWHA1	R
3.500	.625	★ 24960	CRWH	R	3.500	.438	▲ 25577	† CRWH1	R
3.502	.406	25082	† CRW1	S	3.500	.500	25587	CRSHA1	P
3.505	.250	▲ 25028	† HM21	R	3.531	.344	528	FELT	F
3.543	.438	▲ 25043	† CRWH1	R	3.623	.438	▲ 25641	† CRWH1	R
3.543	.438	25065	CRWHA1	P	3.623	.469	25661	† CRWA1	P
3.543	.875	25066	D5	R	3.625	.313	654	FELT	F
3.544	.433	25037	† CRWHA1	V	3.751	.438	▲ 25713	† CRWH1	R
3.623	.375	▲ 25074	† CRW1	R	3.751	.438	25714	† CRWHA1	R
3.623	.375	25075	† CRWA1	R	3.751	.438	25725	† CRWH1	V
3.623	.375	25076	† CRWA1	V	3.873	.438	▲ 25745	CRWHA1	R
3.623	.438	25071	CRWH1	R	3.876	.438	▲ 25748	† CRWH1	R
3.623	.500	25077	† HMSA16	R	2.598 SHAFT				
W/BI-DIR HELIX FROM AIR SIDE					3.481	.438	▲ 25970	† CRWHA1	P
3.695	.500	25085	† ALH1	S	3.999	.787	▲ 25990	CRWA3	P
3.751	.438	▲ 25091	CRWH1	R	W/4.600 FLANGE				
3.761	.907	25096	HDDF1	R	2.607 SHAFT				
O.D. LISTED IS SEAL I.D.					3.350	.375	▲ 25950	† CRWH1	P
3.876	.438	▲ 25100	† CRWH1	R	2.621 SHAFT				
3.876	.469	25102	† CRWHA1	P	.781	99261	SSLEEVE		
3.876	.559	25106	† HMSA25	V	SHAFT RANGE 2.618 - 2.624				
4.003	.375	▲ 25108	† CRWA1	R	2.624 SHAFT				
4.003	.375	25110	† CRWA1	V	3.946	.891	26247	UNITIZE	R
4.035	.640	25140	CRSA9	V	2.625 SHAFT				
4.035	.640	25445	HMSA14	P	.781	480260	† KIT	P	
W/BUMPER					.781	SPEEDI-SLEEVE & SEAL KIT			
4.040	.634	★ 25006	CRSA9	R	.781	480261	KIT	R	
4.938	.500	▲ 25146	CRWA22	P	.781	SPEEDI-SLEEVE & SEAL KIT			
2.502 SHAFT					.781	480262	KIT	P	
3.628	.559	25005	† HMSA25	V	.500	99260	SSLEEVE		
2.516 SHAFT					SHAFT RANGE 2.622 - 2.628				
.781	99251	SSLEEVE			.781	99262	SSLEEVE		
SHAFT RANGE 2.510 - 2.516					SHAFT RANGE 2.625 - 2.631				
2.519 SHAFT					.781	99264	SSLEEVE		
5.236	.511	25190	HMSA7SP	R	SHAFT RANGE 2.621 - 2.627				
SPECIAL CONST.					2.520 SHAFT				
3.032	.276	25176	HMS-SPL	R					

★ Contact manufacturer for availability
Bold numbers are preferred designs

† Includes Bore-Tite on O.D.
 ▲ WasteWatcher numbers

Complete size listing — Inches

Bore dia.	Width of seal	Stock no.	Type and style	Lip code	Bore dia.	Width of seal	Stock no.	Type and style	Lip code
2.625 SHAFT (Cont.)					2.648 SHAFT				
	.781	99842	GSLEEVE		3.812	.500	26877	CRS1	R
	SHAFT RANGE 2.625 - 2.631				2.650 SHAFT				
	.185	★ 692	SPLIT	F		.213	★ 206	KIT	R
		295	KIT	V		HALF SEAL			
	W/CCW HELIX FROM AIR SIDE				2.667 SHAFT				
3.251	.438	▲ 26110	† CRWH1	R	3.751	.500	26620	HM1	R
3.350	.375	▲ 26122	† CRW1	V	2.677 SHAFT				
3.350	.375	▲ 26123	† CRW1	R	3.307	.335	26625	HMSA7	S
3.350	.375	▲ 26124	† CRWA1	R		W/CCW HELIX FROM AIR SIDE			
3.350	.438	▲ 26128	CRW1	R	4.882	1.063	26695	HMSA	P
3.371	.250	▲ 26144	† HM14	R		W/HELIX-CW, P.F. WIDTH .453			
3.371	.438	▲ 26153	† CRWHA1	R	2.688 SHAFT				
3.374	.438	▲ 26141	† CRWHA1	R	3.125	.063	451488	BUW	#
3.481	.438	▲ 26163	† CRWH1	R	3.125	.219	711833	BV	R
3.500	.374	26196	† KIT	R	3.125	.219	721573	BV	V
3.500	.375	▲ 26177	† CRW1	V	3.500	.219	662	FELT	F
3.500	.375	▲ 26186	† CRWA1	R	3.751	.438	▲ 26761	† CRWH1	R
3.500	.438	▲ 26189	† CRWH1	R	3.876	.438	▲ 26921	† CRWH1	R
3.500	.438	▲ 26190	† CRWHA1	R	4.003	.469	▲ 26975	† CRWH1	R
3.500	.438	▲ 26191	† CRWA1	P	2.690 SHAFT				
3.543	.438	▲ 26194	† CRWH1	R		.380	216	KIT	S
3.623	.250	▲ 26260	† HM21	R		HALF SEAL			
3.623	.375	▲ 26204	† CRW1	V	2.700 SHAFT				
3.623	.375	▲ 26220	† CRWA1	P		.313	212	KIT	R
3.623	.375	▲ 26237	† CRW1	R		HALF SEAL, HELIX-CCW			
3.623	.375	▲ 26238	† CRWA1	R		450176 AXGSKT1			
3.623	.438	▲ 26208	† CRWH1	V		.406 DIA BOLT HOLE			
3.623	.438	▲ 26209	† CRWH1	R	3.498	.475	▲ 26747	† HMS17	R
3.623	.438	▲ 26211	† CRWHA1	R		W/3.704 FLANGE			
3.623	.460	26239	† HMSA24	V	2.717 SHAFT				
3.751	.375	▲ 26284	† CRWA1	R	3.380	.310	26749	HMSA7	V
3.751	.438	▲ 26297	† CRWH1	R		W/CCW HELIX FROM AIR SIDE			
3.751	.438	▲ 26298	† CRWHA1	R	3.386	.276	27117	CRSA79	P
3.751	.438	▲ 26299	† CRWHA1	V	3.386	.315	26748	HMSA7	P
3.751	.715	26289	TL4	RR		W/CCW HELIX FROM AIR SIDE			
		P.F. WIDTH .640			2.730 SHAFT				
3.813	.415	▲ 26310	TL5	R		.781	99268	SSLEEVE	
		P.F. WIDTH .300				SHAFT RANGE 2.727 - 2.733			
3.876	.438	▲ 26328	† CRWH1	R	2.743 SHAFT				
3.936	.438	▲ 26346	† CRWH1	R		.781	99273	SSLEEVE	
4.003	.375	▲ 26354	† CRWA1	R		SHAFT RANGE 2.740 - 2.746			
4.003	.438	▲ 26356	† CRWH1	R	2.748 SHAFT				
4.063	1.094	▲ 26358	† CRWA3	P	3.543	.591	27486	HM-SPL	P
		W/4.438 FLANGE			2.750 SHAFT				
4.370	.438	▲ 26359	† CRWHA1	R		.781	480273	KIT	P
4.438	.438	▲ 26368	† CRWH1	R		SPEEDI-SLEEVE & SEAL KIT			
4.562	.468	26378	† HMSA25	V		.781	480274	† KIT	P
		REMOVE OEM SLINGER				SPEEDI-SLEEVE & SEAL KIT			
4.563	.719	▲ 26373	† CRWA3	P		.781	480275	KIT	P
						SPEEDI-SLEEVE & SEAL KIT			
2.630 SHAFT						.781	480278	KIT	P
	.215	208	KIT	R		SPEEDI-SLEEVE & SEAL KIT			
	HALF SEAL					1.438	99267	SSLEEVE	
2.638 SHAFT						SHAFT RANGE 2.747 - 2.753			
3.228	.315	26388	HMSASPL	P	2.748 SHAFT				
	W/CCW HELIX FROM AIR SIDE				3.543	.591	27486	HM-SPL	P
3.503	.354	26387	HMSA7	P	2.750 SHAFT				
	W/CCW HELIX FROM AIR SIDE					.781	480273	KIT	P
2.645 SHAFT						SPEEDI-SLEEVE & SEAL KIT			
	.386	★ 192	KIT	V		.781	480274	† KIT	P
	HALF SEAL, CCW HELIX					.781	480275	KIT	P
						SPEEDI-SLEEVE & SEAL KIT			
						.781	480278	KIT	P
						SPEEDI-SLEEVE & SEAL KIT			
						1.438	99267	SSLEEVE	
						SHAFT RANGE 2.747 - 2.753			

Complete size listing — Inches

Bore dia.	Width of seal	Stock no.	Type and style	Lip code	Bore dia.	Width of seal	Stock no.	Type and style	Lip code
2.750 SHAFT (Cont.)					2.750 SHAFT (Cont.)				
.406		99272	SSLLEEVE		3.936	.438	▲ 27525	† CRWH1	R
		SHAFT RANGE 2.750 - 2.756			3.937	.438	27526	† CRWA1	P
.781		99274	SSLLEEVE		4.001	.500	27542	† HMSA25	V
		SHAFT RANGE 2.745 - 2.751			4.003	.375	27539	† CRWA1	V
.781		99275	SSLLEEVE		4.003	.438	▲ 27541	† CRWH1	R
		SHAFT RANGE 2.750 - 2.756			4.003	.438	27565	CRWHA1	P
.781		99843	GSLEEVE		4.030	.918	27536	HDDF1	R
		SHAFT RANGE 2.745 - 2.751					O.D. LISTED IS SEAL I.D.		
.781		99844	GSLEEVE		4.125	.438	27576	† CRS1	P
		SHAFT RANGE 2.750 - 2.756			4.125	.563	27577	CRSA1	R
1.125		99269	SSLLEEVE		4.249	.438	▲ 27600	† CRWH1	R
		SHAFT RANGE 2.750 - 2.756			4.249	.438	27601	† CRWHA1	P
		27535	HDDFBV1	R	4.331	.500	▲ 27625	† CRWHA1	R
		BELLEVILLE WASHERS (2 EA/KIT)			5.501	1.375	▲ 27642	† CRWA2	P
.310		★ 229	KIT	R			P.F. WIDTH .500		
		HALF SEAL			2.756 SHAFT				
.350		400700	VR1	R	3.425	.335	27723	HMSA7	S
		SHAFT RANGE 2.680 - 2.880					W/CCW HELIX FROM AIR SIDE		
.350		400704	VR1	V	2.761 SHAFT				
		SHAFT RANGE 2.680 - 2.880			.227		287	KIT	V
.530		400701	VR2	R			HALF SEAL		
		SHAFT RANGE 2.680 - 2.880			2.813 SHAFT				
.530		400705	VR2	V	.594		99281	SSLLEEVE	
		SHAFT RANGE 2.680 - 2.880					SHAFT RANGE 2.809 - 2.815		
.500		27630	J2-KIT	R	3.250	.063	451100	BUW	#
		SEE TYPE J SECTION (CRWHA LIP)			3.250	.219	711834	BV	D
3.125	.188	27210	HM1	R	3.250	.219	721538	BV	V
3.188	.063	451290	BUW	#	3.751	.438	▲ 28035	† CRWH1	R
3.188	.219	711832	BV	R	3.876	.438	▲ 28116	† CRWH1	R
3.188	.219	721537	BV	V	4.003	.438	▲ 28175	† CRWH1	R
3.245	.281	709019	WS	R	4.249	.313	▲ 28270	† CRW1	R
3.250	.281	504279	SC	R	4.249	.438	28275	† CRWH1	R
3.250	.313	▲ 27225	HM1	R	4.250	.438	28276	† CRWH1	P
3.481	.438	▲ 27251	CRW1	R	2.832 SHAFT				
3.500	.250	▲ 27271	† HM14	R	3.622	.374	28332	HMSA7	V
3.500	.250	546751	† HM14	V			W/CCW HELIX FROM AIR SIDE		
3.500	.375	▲ 27268	† CRW1	R	2.835 SHAFT				
3.500	.375	27269	† CRWA1	R	3.370	.709	28305	HMS1	R
3.500	.375	27272	† CRWA1	V			P.F. I.D. FOR 84MM SHOULDER		
3.500	.438	27280	† CRWH1	R	3.780	.354	28308	HMSA7	S
3.538	.438	▲ 27284	† CRWH1	R			W/CCW HELIX FROM AIR SIDE		
3.543	.433	27293	† CRWH1	V	2.838 SHAFT				
3.543	.438	▲ 27292	† CRWH1	P	.500		99282	SSLLEEVE	
3.543	.438	27295	† CRWHA1	P			SHAFT RANGE 2.838 - 2.844		
3.543	.500	27558	† HMSA25	V	.500		99845	GSLEEVE	
3.544	.433	27230	† CRWHA1	V			SHAFT RANGE 2.838 - 2.844		
3.623	.438	27324	† CRWH1	V	2.844 SHAFT				
3.623	.438	▲ 27334	† CRWH1	R	3.939	.500	▲ 28425	† CRWA1	R
3.751	.250	▲ 27394	† HM21	R	3.939	.550	28426	† CRWHA1	R
3.751	.438	▲ 27361	† CRW1	R	3.939	.550	28446	† KIT	R
3.751	.438	27362	† CRWA1	R	4.003	.438	▲ 28464	† CRWH1	R
3.751	.438	27365	† CRWH1	V	4.003	.500	28474	† CRWH1	V
3.751	.438	▲ 27368	† CRWH1	R			W/STAINLESS STEEL SPRING		
3.751	.438	27370	† CRWHA1	R	2.854 SHAFT				
3.751	.438	27377	† CRWA1	P	3.932	.748	28554	UNITIZE	P
3.765	.438	▲ 27426	† CRWH1	R					
3.773	.350	▲ 27430	HMA84	R					
3.779	.762	27438	† SCOT1	R					
		SCOTSEAL							
3.876	.433	27452	† CRWHA1	P					
3.876	.438	27467	† CRWA1	R					
3.876	.438	▲ 27470	† CRWH1	R					
3.876	.438	27471	† CRWHA1	R					
3.876	.591	27461	† HMSA25	V					
3.876	.703	27501	† B5	PL					

★ Contact manufacturer for availability
Bold numbers are preferred designs

† Includes Bore-Tite on O.D.
 ▲ WasteWatcher numbers

Complete size listing — Inches

Bore dia.	Width of seal	Stock no.	Type and style	Lip code	Bore dia.	Width of seal	Stock no.	Type and style	Lip code	
2.869 SHAFT					2.913 SHAFT					
	.781	99286	SSLEEVE		3.543	.394	29105	CRSA1	P	
			SHAFT RANGE 2.866 - 2.872					W/CCW HELIX FROM AIR SIDE		
2.875 SHAFT					2.938 SHAFT					
	.781	99287	SSLEEVE			.781	480294	KIT	P	
			SHAFT RANGE 2.873 - 2.879					SPEEDI-SLEEVE & SEAL KIT		
	.781	99846	GSLEEVE			.500	99290	SSLEEVE		
			SHAFT RANGE 2.873 - 2.879					SHAFT RANGE 2.937 - 2.943		
	.205	★ 140	KIT	R		.781	480293	KIT	P	
			HALF SEAL, CCW HELIX					SPEEDI-SLEEVE & SEAL KIT		
	.218	★ 209	KIT	R		.781	99847	GSLEEVE		
			HALF SEAL					SHAFT RANGE 2.937 - 2.943		
3.434	.294	28646	† CRSA1	R	3.375	.063	451489	BUW	#	
3.623	.438	▲ 28654	† CRWH1	R	3.375	.219	711835	BV	R	
3.623	.438	28655	† CRWHA1	R	3.378	.180	29208	HMS1	R	
3.623	.500	28656	† AL1	S	3.623	.375	▲ 29218	† CRW1	R	
3.751	.250	▲ 28700	† HM21	R	3.751	.375	▲ 29223	† CRW1	R	
3.751	.375	▲ 28669	† CRWA1	R	3.751	.375	29224	† CRWA1	R	
3.751	.375	28670	† CRWA1	V	3.751	.375	29226	† CRWA1	V	
3.751	.438	▲ 28686	† CRWH1	R	3.751	.438	28687	† CRWHA1	R	
3.751	.438	28687	† CRWHA1	R	3.751	.438	28697	† CRWH1	P	
3.751	.438	28697	† CRWH1	P	3.751	.438	28698	† CRWH1	V	
3.751	.438	28698	† CRWH1	V	3.751	.438	28699	† CRWHA1	V	
3.751	.438	28699	† CRWHA1	V	3.751	.625	1243	KIT	P	
3.751	.625	1243	KIT	P				SEE KIT SECTION		
3.875	.781	28758	† SCOT1	R	3.875	.781	28758	† SCOT1	R	
			SCOTSEAL							
3.876	.188	▲ 28725	† HM1	R	3.876	.250	28751	† HM21	R	
3.876	.250	28751	† HM21	R	3.876	.438	▲ 28745	† CRWH1	R	
3.876	.438	▲ 28745	† CRWH1	R	3.876	.438	28746	† CRWHA1	R	
3.876	.438	28746	† CRWHA1	R	3.876	.438	28748	† CRWHA1	V	
3.876	.438	28748	† CRWHA1	V	3.876	.610	▲ 28720	† HMSHA16	R	
3.876	.610	▲ 28720	† HMSHA16	R				P.F. WIDTH .365 & 4.150 FLANGE		
3.876	.610	28754	HMSHA16	V	3.876	.610	28754	HMSHA16	V	
4.003	.250	▲ 28800	† HM21	R	4.003	.250	▲ 28800	† HM21	R	
4.003	.375	▲ 28778	† CRWA1	R	4.003	.375	▲ 28778	† CRWA1	R	
4.003	.375	28779	† CRWA1	V	4.003	.375	28779	† CRWA1	V	
4.003	.438	▲ 28760	† CRWH1	R	4.003	.438	▲ 28760	† CRWH1	R	
4.003	.438	28761	† CRWHA1	R	4.003	.438	28761	† CRWHA1	R	
4.003	.750	28790	C8	RR	4.003	.750	28790	C8	RR	
			P.F. WIDTH .688							
4.125	.375	▲ 28817	† CRWH1	R	4.125	.375	▲ 28817	† CRWH1	R	
4.125	.813	▲ 28828	† HMSH12	R	4.125	.813	▲ 28828	† HMSH12	R	
			P.F. WIDTH .375							
4.126	.844	28820	† SCOT1	R	4.126	.844	28820	† SCOT1	R	
			SCOTSEAL							
4.176	.813	▲ 28830	† CRWH2	R	4.176	.813	▲ 28830	† CRWH2	R	
			P.F. WIDTH .375							
4.176	.844	28832	† SCOT1	R	4.176	.844	28832	† SCOT1	R	
			SCOTSEAL							
4.331	.438	▲ 28841	† CRWA1	P	4.331	.438	▲ 28841	† CRWA1	P	
4.501	.433	▲ 28848	† CRWH1	R	4.501	.433	▲ 28848	† CRWH1	R	
2.900 SHAFT					2.940 SHAFT					
	.315	★ 213	KIT	R		.781	99293	SSLEEVE		
			SEE KIT SECTION HELIX-CCW					SHAFT RANGE 2.937 - 2.943		
	.216	★ 207	KIT	R						
			SEE KIT SECTION							
	.450	101	KIT	P						
			HALF SEAL							
2.906 SHAFT					2.941 SHAFT					
3.813	.313	663	FELT	F	3.882	.774	29472	UNITIZD	P	
2.970 SHAFT					2.948 SHAFT					
					4.725	.630	29480	PLUS XL		
								SCOTSEAL PLUS XL		
2.952 SHAFT					2.952 SHAFT					
	.3708	.327	★ 29518	HMSA7	R	3.708	.327	★ 29518	HMSA7	R
	.4409	.688	29520	HMSA8	R	4.409	.688	29520	HMSA8	R
			P.F. WIDTH 10MM							
2.953 SHAFT					2.974 SHAFT					
	3.425	.276	29505	X-SPL	R		.813	99292	SSLEEVE	
			O.D. LISTED IS PRESSFIT I.D.					SHAFT RANGE 2.972 - 2.976		
	4.724	.320	29590	† TL1	R					
2.975 SHAFT					2.975 SHAFT					
		.314	214	KIT	R					
			HALF SEAL							

Complete size listing — Inches

Bore dia.	Width of seal	Stock no.	Type and style	Lip code	Bore dia.	Width of seal	Stock no.	Type and style	Lip code
2.992 SHAFT					3.000 SHAFT (Cont.)				
3.623	.385	29862	HMSA7	V	3.751	.375	29866	† CRWA1	R
			W/CCW HELIX FROM AIR SIDE		3.751	.375	29867	† CRWA1	P
3.661	.394	29675	HMSA6	S	3.751	.375	29868	† CRW1	V
			W/CCW HELIX FROM AIR SIDE		3.751	.375	29870	† CRWA1	V
3.692	.354	29519	HMSA7	V	3.751	.438	29871	† CRWH1	R
3.741	.370	29987	HMSA83	V	3.751	.438	29872	† CRWHA1	R
			W/CW HELIX FROM AIR SIDE		3.751	.452	30007	† HMSA25	V
3.858	.472	29685	HMSA7	S	3.876	.313	29877	† CRW1	V
			W/CW HELIX FROM AIR SIDE		3.876	.438	▲ 29887	† CRWH1	R
4.213	.315	29918	HMSA7	V	3.876	.469	29891	† CRWH1	V
			W/CCW HELIX FROM AIR SIDE					W/STAINLESS STEEL SPRING	
4.370	.512	29804	UNITIZD	V				▲ 29900 X2	L
			W/FELT "A" LIP					O.D. LISTED IS PRESSFIT I.D.	
2.993 SHAFT									
	.813	99299	SSLEEVE		4.003	.250	▲ 29968	HM21	R
			SHAFT RANGE 2.990 - 2.996		4.003	.312	29961	† HMSA25	V
	.484	99291	SSLEEVE					W/CCW HELIX FROM AIRSIDE	
			SHAFT RANGE 2.990 - 2.996		4.003	.312	29967	HMSA25	V
	.563	99298	SSLEEVE					W/CW HELIX FROM AIRSIDE	
			SHAFT RANGE 2.990 - 2.996						
3.000 SHAFT									
	.813	480299	KIT	R	4.003	.375	▲ 29906	† CRW1	R
			SPEEDI-SLEEVE & SEAL KIT		4.003	.375	29907	† CRWA1	R
	.813	480300	KIT	P	4.003	.375	29912	† CRWA1	V
			SPEEDI-SLEEVE & SEAL KIT		4.003	.375	29950	† CRWH1	P
	.813	480303	KIT	P	4.003	.438	29925	CRWHA1	P
			SPEEDI-SLEEVE & SEAL KIT		4.003	.438	29951	CRWH1	R
	.813	99300	SSLEEVE		4.003	.438	29952	† CRWHA1	R
			SHAFT RANGE 3.000 - 3.006		4.003	.438	29958	† CRWH1	V
	.813	99848	GSLEEVE		4.125	.438	▲ 30000	† CRWH1	R
			SHAFT RANGE 3.000 - 3.006		4.125	.438	30003	† CRWH1	V
	.813	99296	SSLEEVE		4.249	.250	▲ 30049	† HM21	R
			SHAFT RANGE 2.997 - 3.003		4.249	.438	▲ 30033	CRWH1	R
	.625	99303	SSLEEVE		4.249	.438	30055	† CRWHA1	P
			SHAFT RANGE 3.000 - 3.006		4.249	.438	30057	† HMSA25	V
	.625	86062	S1		4.331	.438	▲ 30060	† CRWH1	R
	.500	682	SPLIT	F	4.376	.438	▲ 30070	† CRWH1	R
		450166	AXGSKT6		4.500	.438	▲ 30087	† CRWH1	R
			4-.328 DIA BOLT HOLES		4.500	.438	30095	† CRWHA1	R
	.350	400750	VR1	R	4.501	.383	30100	† HMSA25	V
			SHAFT RANGE 2.880 - 3.070		4.501	.438	30098	† CRWH1	V
	.350	400754	VR1	V	4.525	.375	▲ 30108	X12	R
			SHAFT RANGE 2.880 - 3.070					O.D. LISTED IS PRESSFIT I.D.	
	.530	400751	VR2	R	4.936	.755	30153	† HMSA25	V
			SHAFT RANGE 2.880 - 3.070		4.939	.750	▲ 30145	† CRWA1	P
	.530	400755	VR2	V				P.F. WIDTH .438 W/5.690 FLANGE	
			SHAFT RANGE 2.880 - 3.070		4.939	.662	29917	† UNITIZE	P
3.438	.063	451265	BUW	#	4.999	.438	▲ 30125	† CRWH1	R
3.438	.219	703023	BV	D	5.501	1.375	30144	CRWHA6	P
3.438	.219	721539	BV	V	5.750	.840	▲ 30148	HMSA16	P
3.438	.219	712136	BV	V				P.F. WIDTH .400 W/6.250 FLANGE	
3.495	.281	709020	WS	R	5.750	.982	30140	HMSA25	V
3.495	.281	712126	WS	V	5.750	1.300	▲ 30147	HMSA16	P
3.500	.281	504281	SC	R				HELIX-CW W/6.250 FLG,PF WD.400	
3.500	.313	▲ 29840	HM1	R	3.002 SHAFT				
3.500	.375	29841	† CRW1	V	3.751	.991	30026	† UNITIZE	V
3.600	.322	285	KIT	V				HD PINION SEAL	
			HALF SEAL		3.010 SHAFT				
3.623	.250	▲ 29850	HM14	R		.953	1240	J1-KIT	R
3.683	.540	30015	CRWA86	P				SEE TYPE J SECTION (CRW LIP)	
			W/4.180 FLANGE		3.011 SHAFT				
3.751	.250	▲ 29863	† HM21	R		.500	99301	SSLEEVE	
3.751	.375	▲ 29865	CRW1	R				SHAFT RANGE 3.008 - 3.014	

★Contact manufacturer for availability
Bold numbers are preferred designs

† Includes Bore-Tite on O.D.
 ▲ WasteWatcher numbers

Complete size listing — Inches

Bore dia.	Width of seal	Stock no.	Type and style	Lip code	Bore dia.	Width of seal	Stock no.	Type and style	Lip code
3.040 SHAFT					3.125 SHAFT (Cont.)				
3.937	.250	30360	HMS4	R	4.126	.781	31175	† SCOT1	R
3.060 SHAFT					SCOTSEAL				
	.213	103	KIT	R	4.174	.290	▲ 31203	HMA1	R
		HALF SEAL, CCW HELIX			4.249	.438	▲ 31227	† CRWH1	R
3.063 SHAFT					31228 † CRWHA1 R				
		30654	HDDFBV1	R	4.249	.438	31237	† CRWHA1	V
		BELLEVILLE WASHERS (2 EA/KIT)			4.373	.781	31244	† SCOT1	R
3.500	.063	451291	BUW	#	SCOTSEAL				
3.500	.219	711836	BV	R	4.376	.438	▲ 31250	† CRWH1	R
4.500	1.016	30651	HDDF1	R	4.376	.438	31261	† CRWHA1	P
		O.D. LISTED IS SEAL I.D.			4.438	.781	31266	† SCOT1	R
3.071 SHAFT					SCOTSEAL				
6.417	.630	30771	HMSA7SP	R	4.500	.672	31281	† SCOT1	R
3.075 SHAFT					SCOTSEAL				
3.540	.380	▲ 30772	HMA18	P	4.501	.438	▲ 31269	† CRWH1	R
		W/3.790 FLANGE O.D.			4.562	.750	▲ 31284	CRWH2	R
3.109 SHAFT					▲ 31299 † CRWH1 R				
	.325	31361	J2-KIT	R	4.626	.438	▲ 31297	† SCOT1	R
	.500	31385	J1-KIT	R	SCOTSEAL				
	.500	31390	J1-KIT	R	4.626	.750	1306	KIT	R
	1.016	31378	J1-KIT	R	SEE KIT SECTION				
		SEE TYPE J SECTION (CRW LIP)			4.751	.438	▲ 31316	† CRWH1	R
3.125 SHAFT					▲ 31333 † CRWH1 R				
	.551	99307	SSLEEVE		5.251	.438	▲ 31353	† CRWH1	R
	.688	99311	SSLEEVE		5.495	1.003	31372	J2	R
	.813	99312	SSLEEVE		SEE TYPE J SECTION (CRSH LIP)				
	.813	99849	GSLEEVE		5.985	.953	31362	CRS-SPL	R
	.350	400800	VR1	R	3.149 SHAFT				
	.350	400804	VR1	V	4.448	.866	31490	HMSA8	R
	.530	400801	VR2	R	P.F. WIDTH 12MM				
	.530	400805	VR2	V	3.150 SHAFT				
	3.751	▲ 31129	† HMA1	R		.750	99313	SSLEEVE	
	3.811	31132	† CRW1	V	SHAFT RANGE 3.142 - 3.150				
	3.811	▲ 31135	† CRW1	R	3.740	.551	▲ 31504	HMA18	P
	3.936	31144	† CRSHA1	V	W/3.990 FLANGE O.D.				
	4.003	▲ 31139	† CRWA1	R	3.780	.354	31506	HMSA7	R
	4.003	31152	† CRWHA1	V	W/CCW HELIX FROM AIR SIDE				
	4.003	▲ 31147	† CRWH1	R	3.858	.393	31497	HMSA7	R
	4.003	31148	† CRWHA1	R	W/CCW HELIX FROM AIR SIDE				
	4.049	31158	P2	R	3.858	.393	31507	HMSA7	V
	4.125	▲ 31192	HMA1	R	W/CCW HELIX FROM AIR SIDE				
	4.125	▲ 31177	† CRW1	R	3.946	.335	31494	HMSA92	R
	4.125	31179	† CRWA1	V	W/CCW HELIX FROM AIR SIDE				
	4.125	31247	† SL1	T	3.946	.394	31492	HMSA7	S
		W/CW HELIX FROM AIR SIDE			3.946	.394	31511	† CRW1	V
	4.125	.438	31173	† CRWHA1	3.946	.394	31582	HMSA7	R
	4.125	.438	31185	† CRWHA1	3.994	.591	31514	X15	R
	4.125	.438	31189	CRWH1	O.D. LISTED IS PRESSFIT I.D.				
3.175 SHAFT					3.175 SHAFT				
		.215	201	KIT					
		HALF SEAL		R	3.188 SHAFT				
3.188 SHAFT					4.180 .750 ▲ 31753 † HMSHA4 R				
					W/4.500 FLANGE				
					4.249	.438	▲ 31758	† CRWH1	R
					4.376	.438	▲ 31825	† CRWH1	R
					4.501	.438	▲ 31855	† CRWH1	R
					4.626	.438	▲ 31870	† CRWH1	R
					4.999	.438	▲ 31955	† CRWH1	R

Complete size listing — Inches

Bore dia.	Width of seal	Stock no.	Type and style	Lip code	Bore dia.	Width of seal	Stock no.	Type and style	Lip code
3.189 SHAFT					3.250 SHAFT (Cont.)				
3.801	.630	31897	HMA8 W/FLANGE	R	4.468	.315	32437	X4	R
3.226 SHAFT					O.D. LISTED IS PRESSFIT I.D.				
3.858	.394	32243	HMSA7 W/CW HELIX FROM AIR SIDE	P	4.500	.313	▲ 32441	X15	R
3.228 SHAFT					O.D. LISTED IS PRESSFIT I.D.				
	.660	99328	SSLEEVE		4.500	.438	32448	† CRWA1	P
		SHAFT RANGE 3.225 - 3.231			4.500	.610	★ 32519	† HMSHA4	R
3.791	.315	32283	HMSA7 W/CCW HELIX FROM AIR SIDE	V	4.500	.610	32527	† HMSHA4	V
		BI-DIRECTIONAL P.F. WIDTH .436			4.501	.250	▲ 32510	† HM21	R
3.920	.500	32289	HMSA7 W/CCW HELIX FROM AIR SIDE	V	4.501	.375	▲ 32477	† CRW1	R
		BI-DIRECTIONAL P.F. WIDTH .436			4.501	.438	32501	† CRWH1	R
3.937	.394	32290	HMSA7 W/CCW HELIX FROM AIR SIDE	P	4.501	.438	32502	† CRWHA1	R
		SCOTSEAL			4.501	.672	32470	† SCOT1	R
3.937	.394	14190	HMSA7 W/CW HELIX FROM AIR SIDE	P	4.626	.433	32514	CRWHA1	R
4.134	.512	32304	HMSA12 W/4.331 FLANGE	S	4.626	.438	▲ 32540	† CRWH1	R
3.250 SHAFT					4.718 .438 ▲ 32555 † CRWH1 R				
	.813	480325	† KIT	P	4.751 .438 ▲ 32560 † CRWH1 R				
		SPEEDI-SLEEVE & SEAL KIT			4.999 .438 ▲ 32582 † CRWH1 R				
	.595	99324	SSLEEVE		4.999 .438 32583 † CRWHA1 R				
		SHAFT RANGE 3.250 - 3.256			5.501 .650 32535 † UNITIZE P				
	.595	99850	GSLEEVE		5.501 .650 32870 † UNITIZE P				
		SHAFT RANGE 3.250 - 3.256			5.501 .650 33254 HMSA25S P				
		1725	KIT	P	W/EXTRA 'A' LIP, DL PINION				
		SEE KIT SECTION			3.262 SHAFT				
	.688	99326	SSLEEVE		4.626	.500	32710	CRWA1	R
		SHAFT RANGE 3.250 - 3.256			W/4.910 FLANGE				
	.813	99325	SSLEEVE		3.268 SHAFT				
		SHAFT RANGE 3.250 - 3.256			3.937	.354	32715	HMSA7	V
	.813	99851	GSLEEVE		W/CCW HELIX FROM AIR SIDE				
		SHAFT RANGE 3.250 - 3.256			3.298 SHAFT				
	.813	99322	SSLEEVE		4.125	.563	32815	† CRSA1	R
		SHAFT RANGE 3.247 - 3.253			3.307 SHAFT				
3.625	.063	451275	BUW	#	3.813	.354	30370	HMSASPL	V
3.625	.188	711838	BV	R	W/CCW HELIX FROM AIR SIDE				
3.625	.188	721540	BV	V	4.094	.433	33007	HMSA7	V
3.745	.281	709021	WS	R	W/CCW HELIX FROM AIR SIDE				
3.750	.250	32325	† HMA1	R	4.094	.433	33405	HMSA7	V
3.875	.328	504283	SC	R	W/CCW HELIX FROM AIR SIDE				
3.876	.375	▲ 32330	† CRW1	P	3.310 SHAFT				
3.876	.375	32332	† CRS1	V		.813	99331	SSLEEVE	
		W/CW HELIX FROM AIR SIDE			SHAFT RANGE 3.307 - 3.313				
4.003	.375	▲ 32344	† CRW1	R	3.312 SHAFT				
4.003	.375	32347	† CRWA1	P	5.000	.562	33251	KIT	R
4.125	.563	32362	† CRSH1	R	3.313 SHAFT				
4.249	.250	▲ 32412	† HM14	R	3.750	.063	451490	BUW	#
4.249	.375	32392	† CRWA1	V	3.750	.219	711840	BV	R
4.249	.375	▲ 32393	† CRW1	R	4.125	.438	▲ 33033	† CRWH1	R
4.249	.375	32395	† CRWA1	R	4.249	.438	▲ 33073	† CRWH1	R
4.249	.438	32380	CRWH1	P	4.500	.438	▲ 33136	† CRWH1	R
4.249	.438	32385	† CRWHA1	P	4.999	.438	33206	† CRWH1	R
4.249	.438	32396	† CRWH1	R	3.346 SHAFT				
4.249	.438	32397	† CRWHA1	R	4.055	.315	33861	HMSA7	V
4.249	.438	32403	† CRWH1	V	W/CCW HELIX FROM AIR SIDE				
4.249	.670	32410	† HMSWD26	V	4.094	.354	33454	HMSA7	P
4.249	.750	32394	† F1	LF	4.134	.394	33408	HMSA7	R
4.249	.750	33659	KIT	P	SEE KIT SECTION				
4.328	.500	32532	CRWA5	R	3.250 SHAFT				
4.376	.438	▲ 32424	† CRWH1	R	O.D. LISTED IS PRESSFIT I.D.				

★ Contact manufacturer for availability
Bold numbers are preferred designs

† Includes Bore-Tite on O.D.
 ▲ WasteWatcher numbers

Complete size listing — Inches

Bore dia.	Width of seal	Stock no.	Type and style	Lip code	Bore dia.	Width of seal	Stock no.	Type and style	Lip code
3.346 SHAFT (Cont.)					3.438 SHAFT (Cont.)				
5.039	.826	33460	HMSA8	R	4.757	.700	34384	PLUS XL	H
		P.F. WIDTH 11MM			4.758	.750	1307	SCOTSEAL PLUS XL KIT	R
3.375 SHAFT					SEE KIT SECTION				
.375		99338	SSLEEVE		4.876	.438	▲ 34398	† CRWH1	R
		SHAFT RANGE 3.373 - 3.379			4.999	.438	▲ 34407	† CRWH1	R
.813		99337	SSLEEVE		4.999	.438	34408	† CRWHA1	R
		SHAFT RANGE 3.373 - 3.379			3.465 SHAFT				
.213		204	KIT	R	4.252	.427	▲ 34611	HMS4	V
.350		400850	VR1	R	W/CCW HELIX FROM AIR SIDE				
		SHAFT RANGE 3.270 - 3.470			4.252	.453	34116	HMSA7	V
.350		400854	VR1	V	W/CCW HELIX FROM AIR SIDE				
		SHAFT RANGE 3.270 - 3.470			3.469 SHAFT				
.530		400851	VR2	R	4.626	.625	▲ 34700	CRSA1	R
		SHAFT RANGE 3.270 - 3.470			3.480 SHAFT				
.530		400855	VR2	V	.781		99340	SSLEEVE	
		SHAFT RANGE 3.270 - 3.470			SHAFT RANGE 3.477 - 3.483				
3.875	.063	451273	BUW	#	3.500 SHAFT				
3.875	.250	711839	BV	R	.813		480350	KIT	P
3.875	.250	721575	BV	V	SPEEDI-SLEEVE & SEAL KIT				
3.948	.375	33628	HMSA7	P	.313		99347	SSLEEVE	
4.045	.500	33624	J-TYPE	R	SHAFT RANGE 3.500 - 3.506				
		W/4 EA .254 HOLES			.625		99346	SSLEEVE	
4.125	.375	▲ 33645	† CRW1	R	SHAFT RANGE 3.497 - 3.503				
4.125	.375	34647	† CRWA1	V	.813		99350	SSLEEVE	
4.249	.438	33665	† CRWHA1	R	SHAFT RANGE 3.500 - 3.506				
4.280	.406	33654	† CRWA1	S	.813		99852	GSLEEVE	
4.376	.375	33699	† CRWA1	V	SHAFT RANGE 3.500 - 3.506				
4.376	.375	▲ 33700	† CRW1	R	.813		35079	HDDFBV1	R
4.376	.375	33701	† CRWA1	R	BELLEVILLE WASHERS (2 EA/KIT)				
4.376	.438	33711	† CRWH1	R	.206		198	KIT	R
4.376	.438	33712	† CRWHA1	R	HALF SEAL				
4.501	.438	33733	† CRWA1	V	.350		400900	VR1	R
4.501	.438	▲ 33735	† CRWH1	R	SHAFT RANGE 3.470 - 3.660				
4.626	.438	▲ 33772	† CRWH1	R	.350		400904	VR1	V
4.626	.438	33773	† CRWHA1	R	SHAFT RANGE 3.470 - 3.660				
4.626	.438	33775	† CRWHA1	V	.530		400901	VR2	R
4.686	.438	▲ 33807	CRWH1	R	SHAFT RANGE 3.470 - 3.660				
4.999	.438	▲ 33837	CRWH1	R	.530		400905	VR2	V
5.251	.438	33866	† CRWHA1	R	SHAFT RANGE 3.470 - 3.660				
3.400 SHAFT					3.995	.281	709022	WS	R
4.500	.281	34000	† X14	V	3.995	.281	712542	WS	V
		O.D. LISTED IS PRESSFIT I.D.			4.000	.063	451065	BUW	#
3.425 SHAFT					4.000	.250	711841	BV	D
3.937	.295	34115	HMSA7	V	4.000	.250	721541	BV	V
		W/CCW HELIX FROM AIR SIDE			4.000	.300	34835	HM1	R
3.937	.315	34120	HMSA7	S	4.003	.250	▲ 34840	† HM14	R
		W/CCW HELIX FROM AIR SIDE			4.125	.328	504285	SC	R
3.438 SHAFT					4.125	.250	▲ 34848	HM14	R
.781		99339	SSLEEVE		4.125	.250	546770	† HM14	V
		SHAFT RANGE 3.435 - 3.441			4.249	.438	▲ 34857	† CRWHA1	V
4.249	.375	▲ 34256	† CRW1	R	4.260	.500	35116	HMSA7S	RT
4.501	.375	34279	† CRWA1	R	4.376	.375	▲ 34860	† CRW1	R
4.501	.438	▲ 34282	† CRWH1	R	4.376	.375	34861	† CRWA1	R
4.501	.438	34283	† CRWHA1	R	4.376	.375	34866	† CRWA1	V
4.626	.438	▲ 34336	† CRWH1	R	4.376	.433	34869	† CRWHA1	V
4.626	.438	34338	† CRWHA1	R	4.376	.438	34867	† CRWH1	R
4.751	.438	34379	† CRWA1	R	4.376	.438	34868	† CRWHA1	R
4.756	.438	▲ 34383	† CRWH1	R	4.438	.438	34890	X1	L
4.757	.859	34387	† SCOT1	R	O.D. LISTED IS PRESSFIT I.D.				
		SCOTSEAL			4.450	.531	▲ 34885	HM12	R

Complete size listing — Inches

Bore dia.	Width of seal	Stock no.	Type and style	Lip code	Bore dia.	Width of seal	Stock no.	Type and style	Lip code
3.500 SHAFT (Cont.)					3.543 SHAFT (Cont.)				
4.499	.500	34882	† HMSA25	V	4.291	.354	35407	HMSA35	V
4.501	.250	▲ 34967	HM21	R			W/CCW HELIX FROM AIR SIDE		
4.501	.375	34883	† CRWA1	V	4.331	.354	35409	HMSA7	S
4.501	.375	▲ 34886	† CRW1	R			W/CCW HELIX FROM AIR SIDE		
4.501	.375	34887	† CRWA1	R	4.528	.512	35422	HMSA7	P
4.501	.438	34888	† CRWH1	R			W/CCW HELIX FROM AIR SIDE		
4.501	.438	34889	† CRWHA1	R	6.299	.800	35495	HMSHASP	R
4.501	.438	34891	CRWHA1	P			P.F. WIDTH .669 & 6.713 FLANGE		
4.501	.438	34892	† CRWH1	V	3.563 SHAFT				
4.547	.740	▲ 34980	† CRWHA2	R		.813	99356	SSLEEVE	
		P.F. WIDTH .640					SHAFT RANGE 3.560 - 3.566		
4.547	.862	34975	† SCOT1	R	4.501	.438	▲ 35556	† CRWH1	R
		SCOTSEAL			4.626	.438	▲ 35593	† CRWH1	R
4.547	.900	34971	PLUS XL	H	4.751	.438	▲ 35649	† CRWH1	R
		SCOTSEAL PLUS XL			4.876	.438	▲ 35676	† CRWH1	R
4.626	.438	▲ 34985	† CRWH1	R	4.999	.438	▲ 35716	† CRWH1	R
4.626	.986	35000	† SCOT1	R	3.574 SHAFT				
		SCOTSEAL			4.758	.625	35810	† HMSA16	P
4.682	.451	34928	† HMSHA16	V	3.582 SHAFT				
4.750	.706	34994	PLUS XL	H	4.370	.374	35828	HMSA7	V
		SCOTSEAL PLUS XL					W/CCW HELIX FROM AIR SIDE		
4.751	.250	▲ 35042	† HM21	R	3.583 SHAFT				
4.751	.375	35039	† CRWA1	V	4.094	.433	35836	UNITIZE	VR
4.751	.375	▲ 35040	† CRWA1	P	4.370	.394	▲ 35905	† HMSA1	V
4.751	.438	▲ 35012	† CRWH1	R			W/CCW HELIX FROM AIR SIDE		
4.751	.438	35020	† CRWHA1	R	3.620 SHAFT				
4.751	.625	35029	† CRWH1	R	4.626	.500	▲ 36120	† ALH1	S
4.814	.906	35060	† SCOT1	R	3.621 SHAFT				
		SCOTSEAL				.813	99360	SSLEEVE	
4.842	.904	35066	† SCOT1	R			SHAFT RANGE 3.618 - 3.624		
		SCOTSEAL			3.622 SHAFT				
4.842	.904	35103	† SCOTLL	H	4.331	.374	36005	HMSA7	V
		SCOTSEAL LONGLIFE					W/CCW HELIX FROM AIR SIDE		
4.842	.906	▲ 35062	CRWHA2	R	4.370	.315	36204	HMSA7	P
		P.F. WIDTH .737					W/CCW HELIX FROM AIR SIDE		
4.842	.903	35058	PLUS XL	H	3.625 SHAFT				
		SCOTSEAL PLUS XL				.500	99363	SSLEEVE	
4.852	.904	35072	† SCOT1	R		.813	99362	SSLEEVE	
		SCOTSEAL					SHAFT RANGE 3.623 - 3.629		
4.953	1.096	35076	HDDF1	R	4.235	.195	539171	SLINGER	R
		O.D. LISTED IS SEAL I.D.			4.240	.380	▲ 36147	HMSA7	V
4.999	.438	35080	† CRWA1	V			W/CCW HELIX FROM AIR SIDE		
4.999	.438	▲ 35082	† CRWH1	R	4.376	.375	36153	† CRWA1	V
4.999	.438	35083	† CRWHA1	P	4.376	.375	36155	† CRWA1	R
5.000	.891	35075	† SCOT1	R	4.376	.375	▲ 36157	† CRWH1	R
		SCOTSEAL			4.376	.375	36158	† CRWH1	P
5.126	.438	▲ 35086	† CRWH1	R	4.500	.294	36172	X15	R
5.126	.438	35095	† CRWHA1	R			O.D. LISTED IS PRESSFIT I.D.		
5.251	.438	▲ 35096	† CRWH1	R	4.501	.375	36166	† CRW1	R
5.251	.718	36381	KIT	P	4.626	.375	▲ 36177	† CRW1	R
		SEE KIT SECTION			4.626	.375	36179	† CRWA1	V
5.251	.750	▲ 35098	† CRWHA11	P	4.626	.438	36185	† CRWH1	R
5.750	.413	35105	† HMSA25	V	4.626	.438	36186	† CRWHA1	R
5.751	.563	35111	† CRSH1	R	4.695	.395	36221	X13	R
3.504 SHAFT							O.D. LISTED IS PRESSFIT I.D.		
4.173	.354	35120	HMSA7	V	4.751	.438	▲ 36220	† CRWH1	R
		W/CCW HELIX FROM AIR SIDE			3.543 SHAFT				
3.543 SHAFT					4.094	.433	35833	HMSA1	V
4.134	.394	35405	HMSA7	V	4.134	.394	35405	HMSA7	V
		W/CCW HELIX FROM AIR SIDE			4.252	.394	35418	HMA7	P

★ Contact manufacturer for availability
Bold numbers are preferred designs

† Includes Bore-Tite on O.D.
 ▲ WasteWatcher numbers

Complete size listing — Inches

Bore dia.	Width of seal	Stock no.	Type and style	Lip code	Bore dia.	Width of seal	Stock no.	Type and style	Lip code
3.625 SHAFT (Cont.)					3.740 SHAFT (Cont.)				
4.751	.500	36234	† CRWA1 W/STAINLESS STEEL SPRING	S	4.646	.394	37030	HMSA7 W/CCW HELIX FROM AIR SIDE	S
4.751	.500	36250	† SL1	T	5.118	.472	37076	† CRW1	V
4.813	.906	36285	† SCOT1	R	5.196	.866	37408	HMSA8 P.F. WIDTH 12MM	R
4.814	.906	36282	CRWA2 W/ZINC PLATED CASE, W/.433 P.F.	R	3.743 SHAFT				
4.839	.500	36289	P1	L	.344	99374	SSLEEVE		
4.876	.375	36337	CRW NO SPRING	R	.469	99364	SSLEEVE		
4.876	.438	162	KIT	#	SHAFT RANGE 3.740 - 3.746				
4.876	.438	▲ 36314	† CRWH1	R	3.745 SHAFT				
4.876	.750	36340	C8	RR	6.161	.305	37442	J-TYPE	P
4.999	.375	36359	† CRWA1	V	3.749 SHAFT				
4.999	.375	36361	† CRWA1	R	.563	99376	SSLEEVE		
4.999	.438	▲ 36363	† CRWH1	R	SHAFT RANGE 3.746 - 3.752				
4.999	.438	36364	† CRWHA1	R	3.750 SHAFT				
5.000	.859	36358	† SCOT1	R	.688	900	† KIT		P
5.001	.891	36365	† SCOT1	R	.688	99853	GSLEEVE		
5.251	.375	▲ 36382	† CRWA1	R	.350	400950	VR1		R
5.375	.438	36391	† CRWHA1	R	.350	400954	VR1		V
3.661 SHAFT					.350	SHAFT RANGE 3.660 - 3.860			
4.252	.394	36660	HMSA7 W/CCW HELIX FROM AIR SIDE	P	.530	400951	VR2		R
4.331	.512	36614	HMSA7 W/CCW HELIX	V	.530	400955	VR2		V
4.331	.276	36658	HMSA7 W/CCW HELIX FROM AIR SIDE	V	4.245	.281	709023	WS	R
4.488	.551	36601	HMSA7	V	4.250	.063	451068	BUW	#
6.063	.315	36650	J-TYPE	P	4.250	.250	★ 711844	BV	R
6.649	.449	36655	J-TYPE W/4-.477" HOLES	P	4.250	.250	721563	BV	V
3.675 SHAFT					4.375	.328	504287	SC	R
.216	205	KIT		R	4.376	.250	▲ 37320	† HM14	R
SEE KIT SECTION					4.376	.250	37325	† HM14	V
3.688 SHAFT					4.500	.381	37338	HMSA7	P
.813	99365	SSLEEVE			4.501	.375	37327	CRW1	R
.313	99368	SSLEEVE			4.501	.375	37328	† CRW1	V
4.501	.438	▲ 36740	† CRWHA1	R	4.501	.469	▲ 37330	† CRWHA1	P
4.751	.438	▲ 36770	† CRWH1	R	4.501	.376	37341	HMS4	V
4.999	.438	▲ 36880	† CRWH1	R	4.501	.380	▲ 37340	HMS4	S
5.126	.438	36895	† CRWA1	R	4.501	.380	37342	HMSA7	V
5.250	.718	36944	KIT	P	4.502	.469	37332	† CRWHA1	V
5.626	.438	36910	† CRWA1	R	4.532	.482	37504	HMA11	VT
SEE KIT SECTION					4.573	.571	37507	S1	T
3.730 SHAFT					4.750	.438	37403	† CRWHA1	P
.469	99359	SSLEEVE			4.751	.375	37387	† CRW1	P
.781	99366	SSLEEVE			4.751	.375	▲ 37388	† CRW1	R
SHAFT RANGE 3.727 - 3.733					4.751	.375	37389	† CRWA1	R
3.740 SHAFT					4.751	.438	37390	† CRWA1	P
4.440	.315	37795	HMSA7 W/CCW HELIX FROM AIR SIDE	V	4.751	.438	37395	† CRWHA1	S
					4.751	.438	37396	† CRWH1	R
					4.751	.438	37405	† CRWH1	V
					4.751	.500	37410	† HMSA24	V
					4.751	.875	37381	† E3	RR
					4.876	.438	▲ 37433	† CRWH1	R
					4.999	.375	37524	† CRW1	V

Complete size listing — Inches

Bore dia.	Width of seal	Stock no.	Type and style	Lip code	Bore dia.	Width of seal	Stock no.	Type and style	Lip code
3.750 SHAFT (Cont.)					3.875 SHAFT (Cont.)				
4.999	.375	▲ 37525	† CRW1	R	4.751	.375	38649	† CRWA1	V
4.999	.375	37526	† CRWA1	R	4.751	.438	▲ 38653	† CRWH1	R
4.999	.438	37532	† CRWH1	R	4.876	.438	38673	† CRWHA1	R
4.999	.438	37533	† CRWHA1	R	4.876	.500	▲ 38669	† CRWH1	R
4.999	.469	★ 37565	† HM21	R	4.876	.500	38678	† CRWHA1	V
5.251	.438	▲ 37574	† CRWH1	R	4.999	.375	▲ 38691	† CRW1	R
5.251	.438	37577	† CRWH1	V	4.999	.375	38692	† CRWA1	R
		W/STAINLESS STEEL SPRING			4.999	.375	38694	† CRWA1	V
3.753 SHAFT					5.126	.438	38702	† CRWHA1	V
	.688	99372	SSLEEVE		5.126	.438	▲ 38703	† CRWH1	R
		SHAFT RANGE 3.750 - 3.756			5.126	.438	38713	† CRWHA1	R
	.344	99367	SSLEEVE		5.129	.844	38709	† SCOT1	R
		SHAFT RANGE 3.750 - 3.756					SCOTSEAL		
4.720	.607	37520	† UNITIZE	V	5.248	.844	38736	† SCOT1	R
		UNITIZED TRANSMISSION SEAL					SCOTSEAL		
3.777 SHAFT					5.251	.438	▲ 38730	† CRWH1	R
4.567	.508	37775	† UNITIZD	V	5.251	.438	38731	† CRWHA1	R
3.778 SHAFT					5.251	.438	38739	† CRWHA1	P
4.567	.354	37570	HMSA7	V	5.312	1.102	38740	HDDF1	R
		W/CCW HELIX FROM AIR SIDE					O.D. LISTED IS SEAL I.D.		
3.780 SHAFT					5.376	.438	▲ 38745	† CRWH1	R
4.606	.472	37825	HMSA7	S	5.376	1.016	38747	† SCOT1	R
		W/CCW HELIX FROM AIR SIDE					SCOTSEAL		
3.785 SHAFT					5.390	.375	▲ 38590	X12	R
	.217	211	KIT	R			O.D. LISTED IS PRESSFIT I.D.		
		HALF SEAL			5.501	.500	38749	† CRSHA1	R
3.813 SHAFT					5.501	.550	1214	KIT	R
4.501	.250	▲ 38040	† HD1	R			SEE KIT SECTION		
		QUILL WIPER			5.501	.938	38750	† SCOT1	R
4.501	.250	38041	† HD1	V			SCOTSEAL		
		QUILL WIPER			5.562	1.267	38751	HDDF1	R
4.999	.469	38160	CRSH1	R			O.D. LISTED IS SEAL I.D.		
5.251	.469	38220	CRSH1	R	5.626	.433	38758	† CRWHA1	R
3.819 SHAFT					5.690	.500	38774	† CRWH1	R
4.724	.512	38196	HMSA7	R	5.690	.750	▲ 38777	CRSHA2	R
		W/CCW HELIX FROM AIR SIDE			5.691	.938	38780	† SCOT1	R
3.858 SHAFT							SCOTSEAL		
4.567	.394	38585	HMSA7	V	5.691	.892	38776	PLUS XL	H
		W/CCW HELIX FROM AIR SIDE					SCOTSEAL PLUS XL		
3.868 SHAFT					5.693	.968	1308	KIT	R
5.376	.844	★ 1206	KIT	R			SEE KIT SECTION		
		SEE KIT SECTION			5.751	.563	38810	CRSH1	R
3.871 SHAFT					6.000	.625	38845	HMSA1	R
	.813	99386	SSLEEVE		3.898 SHAFT				
		SHAFT RANGE 3.868 - 3.874			4.331	.276	38883	HMSA7	V
3.875 SHAFT							W/CCW HELIX FROM AIR SIDE		
	.813	99387	SSLEEVE		4.680	.370	38880	HMSA7	VR
		SHAFT RANGE 3.873 - 3.879			3.907 SHAFT				
		38741	HDDFBV1	R	5.708	1.023	39070	HMSA8	R
		BELLEVILLE WASHERS (2 EA/KIT)					P.F. WIDTH 14.8MM		
		38752	HDDFBV1	R	3.937 SHAFT				
		BELLEVILLE WASHERS (2 EA/KIT)			4.724	.374	39361	HMSA7	V
4.751	.375	38646	† CRW1	R	4.882	.512	39367	HMSA7	V
		W/SS CASE & SPRING					W/CCW HELIX		
4.751	.375	38647	† CRWA1	R	3.938 SHAFT				
						.813	99393	SSLEEVE	
							SHAFT RANGE 3.935 - 3.941		
						.813	99854	GSLEEVE	
							SHAFT RANGE 3.935 - 3.941		
					4.876	.438	▲ 39245	† CRWH1	R
					4.906	.484	511853	HS9	R

★ Contact manufacturer for availability
Bold numbers are preferred designs

† Includes Bore-Tite on O.D.
 ▲ WasteWatcher numbers

Complete size listing — Inches

Bore dia.	Width of seal	Stock no.	Type and style	Lip code	Bore dia.	Width of seal	Stock no.	Type and style	Lip code
3.938 SHAFT (Cont.)					4.000 SHAFT (Cont.)				
4.999	.438	▲ 39275	† CRWH1	R	4.999	.438	39946	† D	SS
4.999	.438	39276	† CRWH1	V			P.F. WIDTH .438	SPECIAL CONST.	
4.999	.438	39277	† CRWH1	R	5.122	.953	39979	PLUS XL	H
		W/SS CASE & SPRING						SCOTSEAL PLUX XL	
5.126	.472	▲ 39304	† CRWHA1	V	5.126	.438	▲ 39975	† CRWH1	R
5.251	.438	▲ 39320	† CRWH1	R	5.126	1.047	39988	† SCOT1	R
5.372	1.031	▲ 39385	CRWH2	R			SCOTSEAL		
		P.F. WIDTH .527			5.251	.438	39996	† CRWH1	V
5.373	.500	1321	† KIT	R	5.251	.438	▲ 39997	† CRWH1	R
		SEE KIT SECTION			5.251	.438	40000	† CRWA1	R
5.374	1.016	39380	† SCOT1	R	5.310	.500	▲ 40020	† CRWHA1	R
		SCOTSEAL			5.376	.438	▲ 40036	† CRWH1	R
5.375	.438	▲ 39350	† CRWH1	R	5.376	1.016	40040	† SCOT1	R
5.501	.438	▲ 39423	† CRWH1	R			SCOTSEAL		
5.501	.550	★ 1219	KIT	R	5.501	.438	▲ 40049	† CRWH1	R
		SEE KIT SECTION			5.505	.750	1322	† KIT	R
5.501	.938	39420	† SCOT1	R			SEE KIT SECTION		
		SCOTSEAL			5.626	.375	▲ 40077	† CRWA1	R
5.504	1.016	39425	† SCOT1	R	5.626	.438	▲ 40078	† CRWH1	R
		SCOTSEAL			5.626	.688	40086	† SCOT2	R
5.512	.591	39426	SCOTPLS	R			SCOTSEAL		
		SCOTSEAL PLUS			5.626	.688	40091	PLUS XL	H
4.000 SHAFT							SCOTSEAL PLUS XL		
	.500	99401	SSLEEVE		5.751	.438	▲ 40108	† CRWH1	R
		SHAFT RANGE 3.998 - 4.006			5.754	1.079	40136	† SCOT1	R
	.600	99395	SSLEEVE				SCOTSEAL		
		SHAFT RANGE 3.998 - 4.006			5.754	.995	40129	PLUS XL	H
	.650	99400	SSLEEVE				SCOTSEAL PLUS XL		
		SHAFT RANGE 3.998 - 4.006			5.760	1.079	40139	† SCOT1	R
	.813	99399	SSLEEVE				SCOTSEAL		
		SHAFT RANGE 3.998 - 4.006			5.813	.500	40131	X	R
	.813	99855	GSLEEVE				O.D. LISTED IS PRESSFIT I.D.		
		SHAFT RANGE 3.998 - 4.006			6.001	.500	▲ 40138	† CRWH1	R
		450194	AXGSKT1		6.250	.500	▲ 40158	† CRWH1	R
		6-.469 DIA BOLT HOLES			4.012 SHAFT				
	.350	401000	VR1	R	5.693	.813	▲ 40210	† HMSA16	P
		SHAFT RANGE 3.860 - 4.140			4.050 SHAFT				
	.350	401004	VR1	V	5.501	.550	▲ 40360	† CRWH6	R
		SHAFT RANGE 3.860 - 4.140					W/5.750 FLANGE		
	.530	401001	VR2	R	4.063 SHAFT				
		SHAFT RANGE 3.860 - 4.140			5.390	.375	40510	X12	R
	.530	401005	VR2	V			O.D. LISTED IS PRESSFIT I.D.		
		SHAFT RANGE 3.860 - 4.140			4.125 SHAFT				
4.495	.281	709024	WS	R		.813	99412	SSLEEVE	
4.495	.281	714884	WS	V			SHAFT RANGE 4.122 - 4.130		
4.500	.063	451266	BUW	#	4.999	.438	▲ 41125	† CRWH1	R
4.500	.250	704009	BV	R	4.999	.438	41126	CRWH1	V
4.500	.250	721542	BV	V	4.999	.438	41130	† CRWH1	S
4.500	.250	★ 714885	BV	V	4.999	.718	41152	KIT	P
4.501	.250	▲ 39835	† HM14	R			SEE KIT SECTION		
4.562	.375	39838	HMS2	P	5.126	.438	▲ 41170	† CRWH1	R
4.625	.328	504289	SC	R	5.126	.438	41171	† CRWH1	V
4.876	.250	▲ 39860	† HM21	R	5.251	.438	▲ 41185	† CRWH1	R
4.876	.438	▲ 39851	† CRW1	R	5.251	.438	41186	† CRWH1	V
4.999	.250	▲ 39961	† HM21	R	5.501	.438	▲ 41265	† CRWH1	R
4.999	.375	39895	† CRW1	P	5.750	.438	633	FELT	F
4.999	.375	39921	† CRWA1	V	5.751	.438	▲ 41287	† CRWH1	R
4.999	.375	▲ 39922	† CRW1	R	6.001	.438	▲ 41305	† CRWH1	R
4.999	.375	39923	† CRWA1	R	6.001	.438	41307	† CRWH1	V
4.999	.438	39930	† CRWHA1	P					
4.999	.438	39932	† CRWH1	V					
4.999	.438	39933	† CRWH1	R					
4.999	.438	39934	† CRWHA1	R					
4.999	.438	39935	† CRWH1	S					

Complete size listing — Inches

Bore dia.	Width of seal	Stock no.	Type and style	Lip code	Bore dia.	Width of seal	Stock no.	Type and style	Lip code
4.134 SHAFT					4.250 SHAFT (Cont.)				
4.724	.433	41401	HMSA7	S	6.009	1.122	42625	SCOTPLS	R
<hr/>					SCOTSEAL				
4.165 SHAFT					6.009	.971	42627	PLUS XL	H
5.625	.210	41555	J5SPLIT	R	SCOTSEAL PLUS XL				
W/8 EA .390 DIA. HOLES					6.043	.984	42624	† SCOT1	R
<hr/>					SCOTSEAL				
4.166 SHAFT					6.126	.500	▲ 42635	† CRWH1	R
5.501	.600	▲ 41550	† HMSHA3	R	6.250	.500	▲ 42644	† CRWH1	R
<hr/>					6.254	1.250	42672	† SCOT1	R
4.188 SHAFT					SCOTSEAL				
	.813	99418	SSLEEVE		6.254	1.245	42673	PLUS XL	H
SHAFT RANGE 4.183 - 4.191					SCOTSEAL PLUS XL				
4.999	.469	▲ 41751	CRSHA1	R	<hr/>				
5.251	.469	▲ 41761	CRSH1	R	4.266 SHAFT				
5.501	.500	▲ 41813	† HMSHA3	R	6.066	.875	42800	† SCOT1	R
5.501	.500	41814	† HMSHA3	V	SCOTSEAL				
5.751	.500	41833	CRSHA1	R	<hr/>				
<hr/>					4.312 SHAFT				
4.234 SHAFT							43136	HDDFBV1	R
	.781	99423	SSLEEVE		BELLEVILLE WASHERS (2 EA/KIT)				
SHAFT RANGE 4.226 - 4.234							43149	HDDFBV1	R
<hr/>					5.823	1.102	43135	HDDF1	R
4.250 SHAFT					6.000	1.320	43150	HDDF1	R
	.813	99424	SSLEEVE		O.D. LISTED IS SEAL I.D.				
SHAFT RANGE 4.248 - 4.256					<hr/>				
	.750	86071	S1		4.313 SHAFT				
	.410	401100	VR1	R	5.501	.433	43072	† CRWHA1	P
SHAFT RANGE 4.140 - 4.530					5.501	.438	▲ 43073	† CRWHA1	R
	.410	401104	VR1	V	5.751	.500	43131	CRSH1	R
SHAFT RANGE 4.140 - 4.530					6.250	.500	43201	HMSH1	R
	.610	401101	VR2	R	<hr/>				
SHAFT RANGE 4.140 - 4.530					4.331 SHAFT				
	.610	401105	VR2	V	5.626	.472	43345	† CRWHA1	V
SHAFT RANGE 4.140 - 4.530					<hr/>				
4.745	.281	709025	WS	R	4.374 SHAFT				
4.750	.063	451276	BUW	#	5.737	.207	43746	SPLIT	R
4.750	.250	711845	BV	R	<hr/>				
4.750	.250	721564	BV	V	4.375 SHAFT				
4.813	.313	42340	HM14	R		.813	99437	SSLEEVE	
4.875	.328	504291	SC	R	SHAFT RANGE 4.370 - 4.378				
5.126	.250	42380	† HM21	R	5.373	.570	▲ 44269	X1	V
5.251	.250	▲ 42470	† HM21	R	O.D. LISTED IS PRESSFIT I.D.				
5.251	.375	▲ 42419	† CRWA1	R	5.376	.438	▲ 43650	† CRWH1	R
5.251	.375	42422	† CRW1	S	5.501	.438	▲ 43691	† CRWH1	R
5.251	.438	42426	† CRWH1	R	5.751	.438	▲ 43751	† CRWH1	R
5.251	.438	42427	† CRWHA1	R	5.751	1.016	43752	† SCOT1	R
5.251	.438	42433	† CRWH1	V	SCOTSEAL				
5.251	.374	534954	† CRWA1	V	5.751	.995	43754	PLUS XL	H
5.373	.438	▲ 42474	† CRWA1	V	SCOTSEAL PLUS XL				
5.376	.438	▲ 42475	† CRWH1	R	5.900	1.000	43761	PLUS XL	H
5.501	.438	▲ 42528	† CRWH1	R	SCOTSEAL PLUS XL				
5.501	.750	42540	C8	RR	5.905	1.000	43764	† SCOT1	R
5.501	.938	42550	† SCOT1	R	SCOTSEAL				
SCOTSEAL					5.907	.984	▲ 43762	† CRWHA2	R
5.626	.438	42557	† CRWA1	R	P.F. WIDTH .640				
5.751	.438	▲ 42573	† CRWH1	R	6.001	.500	▲ 43771	† CRWH1	R
5.876	.500	42592	† CRWH1	V	6.003	1.047	43800	† SCOT1	R
W/STAINLESS STEEL SPRING					SCOTSEAL				
6.001	.500	▲ 42616	† CRWH1	R	6.063	.500	541974	CRWH1	R
6.008	.984	42631	† SCOTLL		6.250	.500	▲ 43820	† CRWH1	R
SCOTSEAL LONGLIFE					6.254	.922	43860	† SCOT1	R
6.009	.984	42623	† SCOT1	R	SCOTSEAL				
SCOTSEAL					<hr/>				

★ Contact manufacturer for availability
Bold numbers are preferred designs

† Includes Bore-Tite on O.D.
 ▲ WasteWatcher numbers

Complete size listing — Inches

Bore dia.	Width of seal	Stock no.	Type and style	Lip code	Bore dia.	Width of seal	Stock no.	Type and style	Lip code
4.375 SHAFT (Cont.)					4.500 SHAFT (Cont.)				
6.254	1.047	43865	† SCOT1	R	5.751	.767	45093	PLUS XL	H
		SCOTSEAL					SCOTSEAL PLUS XL		
6.311	1.125	43875	† SCOT1	R	5.876	.984	45103	† SCOT1	R
		SCOTSEAL					SCOTSEAL		
4.400 SHAFT					5.876	1.009	45095	PLUS XL	H
5.230	.375	44000	HMSA7	P			SCOTSEAL PLUS XL		
		W/CCW HELIX FROM AIR SIDE			6.001	.500	▲ 45110	† CRWH1	R
4.438 SHAFT					6.001	.500	45111	† CRWHA1	R
	1.000	99439	SSLEEVE		6.001	.500	45112	† CRWHA1	V
		SHAFT RANGE 4.434 - 4.442			6.015	.550	▲ 44892	X12	R
5.000	.281	712548	BV	V			O.D. LISTED IS PRESSFIT I.D.		
5.501	.500	▲ 44275	† CRWH1	R	6.126	.563	▲ 45140	† CRWH1	R
5.501	.500	44276	† CRWH1	V	6.250	.500	▲ 45150	† CRWH1	R
5.751	.500	▲ 44295	† CRWH1	R	6.254	1.047	45160	† SCOT1	R
6.001	.500	▲ 44320	† CRWH1	R			SCOTSEAL		
6.250	.500	▲ 44350	† CRWH1	R	6.254	.750	45157	PLUS XL	H
4.477 SHAFT							SCOTSEAL PLUS XL		
6.250	.500	▲ 44630	† CRWH1	R	6.311	1.125	45152	† SCOT1	R
4.500 SHAFT					6.409	.415	45161	X12	D
	.813	480450	KIT	R			O.D. LISTED IS PRESSFIT I.D.		
		SPEEDI-SLEEVE & SEAL KIT			6.441	.938	45162	† SCOT1	R
	.813	99450	SSLEEVE				SCOTSEAL		
		SHAFT RANGE 4.496 - 4.504			4.528 SHAFT				
	.813	99856	GSLEEVE		6.142	1.063	45280	HMSA8	R
		SHAFT RANGE 4.496 - 4.504					P.F. WIDTH 15.6MM		
4.995	.281	709026	WS	R	4.563 SHAFT				
4.995	.281	712127	WS	V	5.751	.500	▲ 45550	CRSHA1	R
5.000	.063	451352	BUW	#	6.250	.500	45560	CRSH1	R
5.000	.250	711857	BV	D	4.606 SHAFT				
5.000	.250	721543	BV	V	6.850	1.063	46060	HMSA8	R
5.125	.328	504293	SC	R			P.F. WIDTH 15.6MM		
5.251	.438	▲ 44913	† CRWH1	R	4.625 SHAFT				
5.251	.438	▲ 44917	† CRWHA1	V		.438	99465	SSLEEVE	
5.375	.984	44922	† SCOT1	R			SHAFT RANGE 4.621 - 4.629		
		SCOTSEAL				1.000	99463	SSLEEVE	
5.375	.975	44916	PLUS XL	H			SHAFT RANGE 4.621 - 4.629		
		SCOTSEAL PLUS XL				.260	401208	VR1-SPL	#
5.376	.438	▲ 44920	† CRWH1	R			SHAFT RANGE 4.531 - 4.917		
5.376	.438	44926	† CRWHA1	V		.410	401200	VR1	R
5.501	.250	▲ 45025	HM14	R			SHAFT RANGE 4.530 - 4.920		
5.501	.375	▲ 44959	† CRW1	R		.410	401204	VR1	V
5.501	.375	44960	† CRWA1	R			SHAFT RANGE 4.530 - 4.920		
5.501	.435	44980	† CRWH1	V		.610	401201	VR2	R
		W/STAINLESS STEEL SPRING					SHAFT RANGE 4.530 - 4.920		
5.501	.438	44967	† CRWH1	R		.610	401205	VR2	V
5.501	.438	44968	† CRWHA1	R			SHAFT RANGE 4.530 - 4.920		
5.501	.438	44973	† CRWH1	V			SEE KIT SECTION		
5.501	.500	45001	† KIT	S			44964	† SCOT1	R
		5.501	.750	45010	† SCOT1	R		SCOTSEAL	
				SCOTSEAL				5.501	.938
				5.626	.438	▲ 45032	† CRWH1	R	
				5.626	.438	45033	† CRWHA1	V	
				5.751	.375	45064	† CRWA1	V	
				5.751	.438	▲ 45069	† CRWH1	R	
				5.751	.438	45070	† CRWHA1	R	
				5.751	1.016	45099	† SCOT1	R	
						SCOTSEAL			

Complete size listing — Inches

Bore dia.	Width of seal	Stock no.	Type and style	Lip code	Bore dia.	Width of seal	Stock no.	Type and style	Lip code
4.625 SHAFT (Cont.)					4.750 SHAFT (Cont.)				
6.250	.500	▲ 46324	† CRWH1	R	6.250	.500	47586	† CRWHA1	V
6.623	1.093	46396	OILBATH	R	6.250	.500	47587	† KIT	R
6.623	1.094	▲ 46395	† CRWA79	R	6.250	.610	47591	† HMSA24	R
		P.F. WIDTH .484			6.619	1.181	▲ 47660	† HMSA28	R
							P.F. WIDTH .550		
4.635 SHAFT					4.766 SHAFT				
6.009	1.031	46390	† SCOT1	R			81774	S6	
		SCOTSEAL					SEE SLEEVE & WIPER SECTION		
4.646 SHAFT					6.001	1.063	47690	† SCOT1	R
4.705	.625	84041	S1				SCOTSEAL		
		SEE SLEEVE & WIPER SECTION			6.254	1.047	48000	† SCOT1	R
5.751	.625	47385	KIT	V			SCOTSEAL		
		SEE KIT SECTION			6.254	.795	48002	PLUS XL	H
4.688 SHAFT					6.310	1.188	1211	KIT	R
	.813	99468	SSLEEVE				SCOTSEAL PLUS XL		
		SHAFT RANGE 4.685 - 4.693			6.310	1.359	1215	KIT	R
		46976	HDDFBV1	R			SEE KIT SECTION		
		BELLEVILLE WASHERS (2 EA/KIT)			6.311	1.125	47697	† SCOT1	R
		80184	S1				SCOTSEAL		
		SEE SLEEVE & WIPER SECTION			6.500	1.063	1212	KIT	R
5.250	.063	451491	BUW	#			SEE KIT SECTION		
5.250	.281	711846	BV	R	6.998	1.188	1213	KIT	R
5.751	.250	▲ 46851	† HD1	R			SEE KIT SECTION		
		QUILL WIPER			7.000	1.250	47699	† SCOT1	R
5.751	.512	46790	† CRWH1	S			SCOTSEAL		
5.751	.512	▲ 46800	† CRWH1	R					
5.751	.625	1200	KIT	S					
		SEE KIT SECTION			4.767 SHAFT				
5.755	.750	1201	KIT	PP	6.308	1.035	47691	† PLUS XL	
		SEE KIT SECTION					DRIVE AXLE ABS VERSION		
6.000	.375	653	FELT	F	6.308	1.420	47692	PLUS XL	H
6.001	.266	▲ 46920	† HD1	P			SCOTSEAL PLUS XL		
		QUILL WIPER			6.313	1.125	47698	† SCOT1	R
6.001	.380	▲ 46935	† HMSW90	P			SCOTSEAL		
		P.F. WIDTH .281			6.316	1.125	47693	† SCOTLL	H
6.250	.500	46950	† CRWH1	R			SCOTSEAL LONGLIFE		
6.400	1.525	46975	HDDF1	R					
		O.D. LISTED IS SEAL I.D.			4.811 SHAFT				
4.724 SHAFT					5.543	.472	48046	HMSA7	V
5.906	.590	47245	SCOTPLS	R			W/CCW HELIX FROM AIR SIDE		
		SCOTSEAL PLUS			4.813 SHAFT				
4.750 SHAFT					5.751	.563	▲ 48060	† CRWH1	P
	.500	99475	SSLEEVE		5.751	.563	48062	† CRWH1	V
		SHAFT RANGE 4.746 - 4.754			5.751	.563	48065	† CRWH1	S
5.375	.313	47378	† HM14	R	5.751	.813	48070	† D7	VV
5.749	.438	47375	† CRW1	P	5.755	.750	48075	† D7	PP
5.751	.500	47379	† CRW1	V			4.824 SHAFT		
5.751	.500	47382	† CRWA1	V	6.310	.875	54930	† KIT	R
		W/STAINLESS STEEL SPRING					SEE KIT SECTION		
5.751	.500	47383	† CRW1	R	6.311	1.125	48297	† SCOT1	R
5.751	.500	▲ 47394	† CRWH1	R			SCOTSEAL		
5.751	.500	47395	† CRWHA1	R	6.500	.875	54935	† KIT	R
5.875	.500	▲ 47441	† CRWH1	R			SEE KIT SECTION		
6.001	1.063	47483	† SCOT1	R	6.501	1.125	48298	† SCOT1	R
		SCOTSEAL					SCOTSEAL		
6.001	.500	▲ 47474	† CRWH1	R	6.998	.875	55165	† KIT	R
6.001	.500	47475	† CRWHA1	R			SEE KIT SECTION		
6.001	.500	47481	† CRW1	V	4.841 SHAFT				
6.002	.300	47455	X15	R	5.751	.750	49921	KIT	V
		O.D. LISTED IS PRESSFIT I.D.					SEE KIT SECTION		
6.250	.500	▲ 47583	† CRWH1	R					

★ Contact manufacturer for availability
Bold numbers are preferred designs

† Includes Bore-Tite on O.D.
 ▲ WasteWatcher numbers

Complete size listing — Inches

Bore dia.	Width of seal	Stock no.	Type and style	Lip code	Bore dia.	Width of seal	Stock no.	Type and style	Lip code
4.875 SHAFT					5.000 SHAFT (Cont.)				
	.625	99487	SSLEEVE		6.001	.500	49927	† CRWHA1	V
	SHAFT RANGE 4.871 - 4.879				6.001	.500	▲ 49928	† CRWH1	R
5.501	.250	48650	HM14	R	6.001	.500	49929	† CRWHA1	R
6.000	.750	48697	KIT	S	6.125	.500	49951	† HDW1	R
	SEE KIT SECTION				6.126	.500	49960	† CRW1	V
6.001	.875	48690	† SCOT1	R	6.250	.250	▲ 50070	† HM21	R
	SCOTSEAL				6.250	.500	▲ 49966	† CRWH1	R
6.001	.500	48689	† CRWHA1	R	6.250	.500	49984	† CRW1	R
6.001	.500	48692	† CRWH1	V	6.250	.500	49985	† CRWA1	R
6.001	.500	▲ 48693	† CRWH1	R	6.250	.500	49990	CRWH1	P
6.126	.500	▲ 48726	† CRWH1	R	6.250	.500	49991	† CRWH1	V
6.250	.500	48768	† CRWHA1	R	6.250	.500	49998	† CRWHA1	R
6.250	.500	▲ 48769	† CRWH1	R	6.254	1.047	50124	† SCOT1	R
6.254	1.047	★ 48792	† SCOT1	R		SCOTSEAL			
	SCOTSEAL				6.375	.500	▲ 50130	† CRWH1	R
6.375	.516	48883	CRW3	R	6.375	.500	50138	† CRWHA1	R
6.379	.938	48794	† SCOT1	R	6.500	.500	▲ 50148	† CRWH1	R
	SCOTSEAL				6.500	.500	50151	† CRWH1	V
6.440	.500	48886	† CRW3	R	6.623	.906	▲ 50167	† CRWA79	R
	P.F. WIDTH .375 W/6.735 FLANGE				6.750	.500	▲ 50168	† CRWH1	R
6.441	.938	48796	† SCOT1	R	6.750	.500	50172	† CRWHA1	R
	SCOTSEAL				7.000	.500	50185	CRSHA1	R
6.503	1.063	48884	† SCOT1	R	7.125	.500	50186	† HDW1	R
	SCOTSEAL				7.500	.500	50195	CRSHA1	R
4.881 SHAFT					5.047 SHAFT				
6.693	.571	48881	X14	R			450431	AXGSKT1	
	O.D. LISTED IS PRESSFIT I.D.						8-.531 DIA BOLT HOLES		
4.902 SHAFT					5.062 SHAFT				
6.309	.709	49050	† CRWA3	R			50656	HDDFBV1	R
	W/6.695 FLANGE						BELLEVILLE WASHERS (2 EA/KIT)		
7.085	.475	49060	X12	R	6.750	1.280	50655	HDDF1	R
	O.D. LISTED IS PRESSFIT I.D.						O.D. LISTED IS SEAL I.D.		
4.921 SHAFT					5.063 SHAFT				
6.375	.500	49274	† CRWHA1	V	6.125	.500	50620	† HDW1	R
4.938 SHAFT					6.126	.500	▲ 50618	† CRWH1	R
5.500	.063	★ 451493	BUW	#	6.310	1.313	50640	CRWH2	R
5.500	.281	711848	BV	R	6.375	.500	50650	† CRWH1	R
5.500	.281	★ 721565	BV	V	5.125 SHAFT				
6.001	.500	▲ 49251	† CRWH1	R		.866	99491	SSLEEVE	
6.250	.500	▲ 49301	† CRWH1	R		SHAFT RANGE 5.117 - 5.125			
5.000 SHAFT						.813	99513	SSLEEVE	
	.813	218	† KIT	V		SHAFT RANGE 5.120 - 5.128			
	SEE KIT SECTION					450024	AXGSKT1		
	.813	99499	SSLEEVE			8-.516 DIA BOLT HOLES			
	SHAFT RANGE 4.998 - 5.006				.410	401300	VR1	R	
	.813	99858	GSLEEVE			SHAFT RANGE 4.920 - 5.320			
	SHAFT RANGE 4.998 - 5.006				.410	401304	VR1	V	
	.540	99501	SSLEEVE			SHAFT RANGE 4.920 - 5.320			
	SHAFT RANGE 4.998 - 5.006				.610	401301	VR2	R	
	.688	99498	SSLEEVE			SHAFT RANGE 4.920 - 5.320			
	SHAFT RANGE 4.998 - 5.006				.610	401305	VR2	V	
	.688	99857	GSLEEVE			SHAFT RANGE 4.920 - 5.320			
	SHAFT RANGE 4.998 - 5.006				5.750	.063	451293	BUW	#
5.495	.281	709029	WS	R	5.750	.313	★ 705012	BV	R
5.495	.281	712128	WS	V	6.126	.500	▲ 51240	† CRWHA1	R
5.563	.281	711849	BV	D	6.126	.500	51243	† CRW1	V
5.563	.281	712138	BV	V	6.126	.500	51247	† CRW1	R
5.751	.500	▲ 49920	† HMS1	V	6.126	.750	51242	† KIT	V
	W/STAINLESS STEEL SPRING					SEE KIT SECTION			
6.000	.500	49935	† AL1	S	6.250	.500	▲ 51252	† CRWHA1	R
					6.250	.500	51253	† CRWA1	V

Complete size listing — Inches

Bore dia.	Width of seal	Stock no.	Type and style	Lip code	Bore dia.	Width of seal	Stock no.	Type and style	Lip code
5.125 SHAFT (Cont.)					5.400 SHAFT (Cont.)				
6.375	.500	▲ 51248	CRWH1	R	6.990	1.310	54000	HDDF1	R
6.375	.500	51255	† CRWH1	V	O.D. LISTED IS SEAL I.D.				
6.408	.625	51260	X	D	5.438 SHAFT				
O.D. LISTED IS PRESSFIT I.D.					1.500 99548 SSLEEVE				
6.500	.500	51276	CRSHA1	R	SHAFT RANGE 5.434 - 5.442				
6.625	.500	51277	† HDW1	R	6.625	.500	54300	† HDW1	R
7.000	.500	51320	† HDW1	R	6.688	.625	521726	HS9	R
5.188 SHAFT					5.476 SHAFT				
6.250	.500	51800	† HDW1	R	.563	99547	SSLEEVE		
6.501	.625	★ 51851	† CRWH1	R	SHAFT RANGE 5.472 - 5.480				
6.501	.625	▲ 51852	† CRWH1	V	5.500 SHAFT				
5.250 SHAFT					.518 99550 SSLEEVE				
.813 99525 SSLEEVE					SHAFT RANGE 5.498 - 5.506				
SHAFT RANGE 5.246 - 5.254					.813 99549 SSLEEVE				
.750 86076 S1					SHAFT RANGE 5.498 - 5.506				
450189 AXGSKT1					.310 401402 VR3 R				
6--.469 DIA BOLT HOLES					SHAFT RANGE 5.320 - 5.710				
5.745	.281	709030	WS	R	.310	401406	VR3	V	
6.001	.375	▲ 52440	† CRW1	R	SHAFT RANGE 5.320 - 5.710				
6.001	.500	52443	† CRWH1	V	.410	401400	VR1	R	
6.250	.500	▲ 52445	† CRWH1	R	SHAFT RANGE 5.320 - 5.710				
6.250	.500	52447	† CRWH1	V	.410	401404	VR1	V	
6.250	.250	▲ 52475	HM4	R	SHAFT RANGE 5.320 - 5.710				
6.375	.500	52492	CRWHA1	R	.610	401401	VR2	R	
6.375	.500	52498	CRWHA1	V	SHAFT RANGE 5.320 - 5.710				
6.500	.500	▲ 52488	† CRWH1	R	.610	401405	VR2	V	
6.500	.500	52489	† CRWH1	V	SHAFT RANGE 5.320 - 5.710				
6.750	.500	▲ 52648	† CRWH1	R	5.995	.281	709031	WS	R
6.750	.500	52649	† CRWH1	V	5.995	.281	712129	WS	V
6.750	.500	52651	† HDW1	R	6.125	.063	451495	BUW	#
7.125	.500	52655	† HDW1	R	6.125	.313	711851	BV	D
7.376	.945	52658	† SCOT1	R	6.127	.359	504297	SC	R
SCOTSEAL					6.250	.500	54925	† CRWA1	R
7.379	2.500	★ 52664	† SCOT1	R	6.310	1.188	▲ 54929	† CRWHA9	R
SCOTSEAL					P.F. WIDTH .500				
5.311 SHAFT					6.499	1.063	54940	† CRWHA2	R
.807 99533 SSLEEVE					6.500	.500	▲ 54931	† CRWH1	R
SHAFT RANGE 5.307 - 5.315					6.500	.500	54934	† CRWH1	V
5.313 SHAFT					6.500	.500	54936	† CRWH1	P
6.375	.500	53100	† HDW1	R	6.625	.875	56103	KIT	P
6.500	.500	53151	CRSHA1	R	SEE KIT SECTION				
5.375 SHAFT					6.626	.563	54949	CRSHA1	R
.813 99537 SSLEEVE					6.750	.750	595055	HS7	R
SHAFT RANGE 5.371 - 5.379					6.750	.500	54959	† CRW1	R
6.000	.063	★ 451439	BUW	#	6.750	.500	54960	† CRWA1	R
6.000	.313	711850	BV	D	6.750	.500	54971	† CRWHA1	R
6.000	.313	712549	BV	V	6.750	.500	▲ 54972	† CRWH1	R
6.000	.313	721545	BV	V	6.750	.500	54974	† CRWH1	V
6.374	.500	53688	† CRSHA1	R	6.780	.380	55152	X	R
6.499	.563	53692	CRSH1	R	O.D. LISTED IS PRESSFIT I.D.				
6.625	.500	▲ 53701	† CRWH1	R	6.876	.563	55157	CRSHA1	R
6.625	.500	53702	† CRWH1	V	6.998	1.188	▲ 55170	† CRWHA2	R
6.750	.500	53771	† CRWH1	V	SEE KIT SECTION				
6.750	.500	▲ 53775	† CRWH1	R	7.126	1.187	55172	OILBATH	R
6.876	1.000	▲ 53790	† CRWHA2	R	OILBATH				
P.F. WIDTH .375					7.250	.625	▲ 55175	† CRWHA22	R
5.400 SHAFT					P.F. WIDTH .536 & 7.625 FLANGE				
54001 HDDFBV1					7.250	1.187	55177	OILBATH	R
BELLEVILLE WASHERS (2 EA/KIT)					7.501	.563	55179	CRSH1	R
5.512 SHAFT					6.693	.591	562456	HMSA7	V

★ Contact manufacturer for availability
Bold numbers are preferred designs

† Includes Bore-Tite on O.D.
 ▲ WasteWatcher numbers

Complete size listing — Inches

Bore dia.	Width of seal	Stock no.	Type and style	Lip code	Bore dia.	Width of seal	Stock no.	Type and style	Lip code
5.512 SHAFT (Cont.)					5.875 SHAFT (Cont.)				
6.693	.591	55122	SCOTPLS	R	7.125	.500	▲ 58716	† CRWH1	R
		SCOTSEAL PLUS			7.125	.500	58717	† CRWH1	V
5.625 SHAFT					7.125	.500	58741	† CRWHA1	R
	.875	99560	SSLEEVE		7.500	.500	▲ 58760	† CRWH1	R
		SHAFT RANGE 5.621 - 5.629			7.641	1.510	58775	HDDF1	R
		56171	HDDFBV1	R	O.D. LISTED IS SEAL I.D.				
		BELLEVILLE WASHERS (2 EA/KIT)			5.938 SHAFT				
6.625	.500	▲ 56101	† CRWH1	R	1.000		99596	SSLEEVE	
6.625	.500	56102	† CRWH1	V			SHAFT RANGE 5.934 - 5.942		
6.750	.750	56112	D5	VV	6.801	1.125	▲ 59380	J2	R
6.875	.500	▲ 56136	† CRWH1	R			SEE TYPE J SECTION (HMSA LIP)		
6.875	.500	56137	† CRWH1	V	7.000	.500	59300	† HDW1	R
7.125	.500	▲ 56160	† CRWHA1	R	6.000 SHAFT				
7.250	1.366	56170	HDDF1	R	.500		210	KIT	V
		O.D. LISTED IS SEAL I.D.					SEE KIT SECTION		
5.688 SHAFT					.500		99601	SSLEEVE	
	.035	450447	AXGSKT1				SHAFT RANGE 5.995 - 6.003		
		8-.688 DIA BOLT HOLES			1.000		99599	SSLEEVE	
5.734 SHAFT							SHAFT RANGE 5.995 - 6.003		
	.563	99562	SSLEEVE		.687	.875	596161	CT3	R
		SHAFT RANGE 5.726 - 5.734			BORE DIA. IS SHOULDER WIDTH W/BUTT JOINT				
5.750 SHAFT					6.495	.281	709034	WS	R
	.813	99575	SSLEEVE		6.750	.437	59997	† SL1	T
		SHAFT RANGE 5.746 - 5.754			HELIX-CCW & INSTALLATION SLV				
6.375	.250	57502	HMA1	R	6.750	.500	59999	† CRWA1	V
6.625	.500	▲ 57505	† CRWH1	R	6.750	.500	▲ 60000	† CRW1	V
6.625	.500	57506	† CRW1	V	7.000	.625	595826	HSF1	R
6.750	.500	▲ 57510	† CRWH1	R	7.002	.500	▲ 60006	† CRSHA1	R
6.750	.500	57522	† CRWH1	V	7.126	.500	▲ 60012	† CRWHA1	R
6.751	.500	57509	CRWHA1	R	7.126	.500	60013	† CRWHA1	V
6.876	.563	57519	CRSHA1	R	7.126	.563	★ 60004	CRSHA1	R
7.000	.500	▲ 57521	† CRWH1	R	7.250	.500	60009	† HDW1	R
7.000	.500	57523	† CRWH1	V	7.500	.535	60037	HS8	R
7.000	.500	57531	† CRWHA1	R	7.500	.250	▲ 60075	HM4	R
7.003	.250	57571	HMA21	R	7.500	.500	60016	† CRWA1	R
7.126	.563	57578	CRSHA1	R	7.500	.500	60026	† CRWHA1	V
7.202	.750	597304	HS6	R	7.500	.500	60028	† CRWHA1	R
7.502	.563	▲ 57584	CRSHA1	R	7.702	.734	595126	HS8	R
5.875 SHAFT					6.062 SHAFT				
	1.000	99587	SSLEEVE		6.772	.551	60620	CRSA1	R
		SHAFT RANGE 5.871 - 5.879			6.063 SHAFT				
	1.000	99862	GSLEEVE		7.500	.500	60650	† HDW1	R
		SHAFT RANGE 5.871- 5.879			6.125 SHAFT				
		58776	HDDFBV1	R	7.125	.500	61215	† HDW1	R
		BELLEVILLE WASHERS (2 EA/KIT)			7.125	.550	▲ 61212	† CRWA	V
.310		401502	VR3	R			P.F. WIDTH .500 & SS SPRING		
		SHAFT RANGE 5.710 - 6.100			7.125	.625	▲ 61210	CRWH1	R
.310		401506	VR3	V	7.250	.500	61230	† HDW1	R
		SHAFT RANGE 5.710 - 6.100			7.375	.500	61235	† HDW1	R
.410		401500	VR1	R	7.502	.563	61248	CRSHA1	R
		SHAFT RANGE 5.710 - 6.100			7.625	.687	HDL-1299-R	HDL	R
.410		401504	VR1	V	7.625	.625	▲ 61255	CRWH1	R
		SHAFT RANGE 5.710 - 6.100			7.625	.625	61256	CRWH1	P
.610		401501	VR2	R	6.151 SHAFT				
		SHAFT RANGE 5.710 - 6.100			7.865	.210	61500	SPLIT	R
.610		401505	VR2	V	6.188 SHAFT				
		SHAFT RANGE 5.710 - 6.100			7.500	.563	61840	CRSH1	P
6.875	.500	58709	† HDW1	R					
		W/STAINLESS STEEL SPRING							
7.000	.500	58710	† HDW1	R					

Complete size listing — Inches

Bore dia.	Width of seal	Stock no.	Type and style	Lip code	Bore dia.	Width of seal	Stock no.	Type and style	Lip code
6.203 SHAFT					6.500 SHAFT (Cont.)				
	.813	99620	SSLEEVE		7.500	.350	511193	HD1	D
	SHAFT RANGE 6.198 - 6.208						QUILL WIPER		
6.204 SHAFT					7.500	.500	64993	† CRWA1	R
7.330	.500	62000	† ALH1	S	7.500	.500	▲ 64994	CRWH1	R
6.250 SHAFT					7.500	.500	64998	† CRWH1	V
1.031		99625	SSLEEVE		8.000	.500	65021	† CRW1	R
	SHAFT RANGE 6.245 - 6.255				8.000	.500	★ 65036	CRWH1	R
	.310	401602	VR3	R	8.000	.500	65037	CRWHA1	R
	SHAFT RANGE 6.100 - 6.500				6.614 SHAFT				
	.310	401606	VR3	V	7.638	.512	594536	HS8	D
	SHAFT RANGE 6.100 - 6.500				6.625 SHAFT				
	.275	401608	VR1-SPL	#	.688	1.125	529489	CT1	R
	SHAFT RANGE 6.100 - 6.500				.688	1.125	594334	CT1	R
	.470	401600	VR1	R	BORE DIA. IS SHOULDER WIDTH				
	SHAFT RANGE 6.100 - 6.500				7.625	.500	66217	† HDW1	R
	.470	401604	VR1	V	7.750	.500	66219	† HDW1	R
	SHAFT RANGE 6.100 - 6.500				7.875	.500	66222	† HDW1	R
	.710	401601	VR2	R	8.000	.500	66230	† HDW1	R
	SHAFT RANGE 6.100 - 6.500				8.125	.500	▲ 66241	CRWH1	R
	.710	401605	VR2	V	8.125	.875	594828	HDSA2	V
	SHAFT RANGE 6.100 - 6.500				6.688 SHAFT				
1.000	1.437	595079	CT1	R	1.250		99640	SSLEEVE	
	BORE DIA. IS SHOULDER WIDTH				SHAFT RANGE 6.683 - 6.693				
1.000	1.437	597334	CT1	R	6.750 SHAFT				
	BORE DIA. IS SHOULDER WIDTH W/BUTT JOINT				.813		99675	SSLEEVE	
7.250	.500	▲ 62480	† HDW1	R	SHAFT RANGE 6.745 - 6.755				
7.252	.500	▲ 62482	CRWH1	R			67561	HDDFBV1	R
7.500	.500	▲ 62495	CRWH1	R	BELLEVILLE WASHERS (2 EA/KIT)				
7.500	.500	62497	CRWH1	V	.310		401702	VR3	R
7.750	.350	62530	X	R	SHAFT RANGE 6.500 - 6.890				
	O.D. LISTED IS PRESSFIT I.D.				.310		401706	VR3	V
7.750	.500	▲ 62535	† CRWH1	R	SHAFT RANGE 6.500 - 6.890				
7.875	.625	62572	† CRWH1	R	.470		401700	VR1	R
6.299 SHAFT					SHAFT RANGE 6.500 - 6.890				
1.000		99630	SSLEEVE		.470		401704	VR1	V
SHAFT RANGE 6.289 - 6.299					SHAFT RANGE 6.500 - 6.890				
6.375 SHAFT					.710		401701	VR2	R
		63797	HDDFBV1	R	SHAFT RANGE 6.500 - 6.890				
		BELLEVILLE WASHERS (2 EA/KIT)			.710		401705	VR2	V
7.000	.063	451066	BUW	#	SHAFT RANGE 6.500 - 6.890				
7.000	.313	711852	BV	D	7.750	.500	67510	† HDW1	R
7.000	.313	712550	BV	V	7.750	.625	67512	HDS1	V
7.000	.313	★ 721547	BV	V	7.750	.625	595389	HDS1	R
7.375	.625	▲ 63700	† CRWH1	R	8.000	.625	592519	HS8	R
7.500	.500	63717	† HDW1	R	8.000	.625	595014	HS8	V
7.875	.563	▲ 63734	† CRWHA1	R	8.000	.500	▲ 67515	† CRWH1	R
7.875	.625	63733	CRWH1	R	8.125	.750	595762	HS8	R
8.120	1.265	63796	HDDF1	R	8.250	.750	594890	HS8	R
	O.D. LISTED IS SEAL I.D.				8.250	.500	▲ 67533	CRWH1	R
6.438 SHAFT					8.419	1.563	67540	† CRWH19	R
7.500	.500	64330	† HDW1	R	W/SLINGER				
7.688	.625	594760	HS7	R	8.620	1.375	67560	HDDF1	R
7.688	.625	596043	HS5	R	O.D. LISTED IS SEAL I.D.				
7.688	.625	596362	HS8	R	8.750	.500	67600	† HDW1	R
6.500 SHAFT					6.875 SHAFT				
1.000		99650	SSLEEVE		8.125	.625	595206	HS8	R
	SHAFT RANGE 6.495 - 6.505				8.250	.500	68730	† HDW1	R
7.500	.625	527301	HS7	R	8.375	.750	595958	HS7	R
					8.375	.500	▲ 68745	CRWH1	R

★ Contact manufacturer for availability
Bold numbers are preferred designs

† Includes Bore-Tite on O.D.
 ▲ WasteWatcher numbers

Complete size listing — Inches

Bore dia.	Width of seal	Stock no.	Type and style	Lip code	Bore dia.	Width of seal	Stock no.	Type and style	Lip code
6.875 SHAFT (Cont.)					7.125 SHAFT				
8.500	.500	68760	†HDW1	R	8.125	.500	595761	HS5	R
6.890 SHAFT					8.250	.750	HDL-3011-R	HDL	R
	1.102	99687	SSLEEVE		8.250	.500	71220	†HDW1	R
			SHAFT RANGE 6.880 - 6.890		8.625	.625	▲ 71245	CRWH1	R
6.938 SHAFT					7.188 SHAFT				
9.000	.625	596465	HDS1	V	8.640	.625	595323	HS7	R
9.000	.625	596556	HDS1	V	8.640	.625	595643	HS5	R
7.000 SHAFT					8.640	.625	596128	HDS2	R
	1.000	99700	SSLEEVE		7.250 SHAFT				
			SHAFT RANGE 6.995 - 7.005			1.250	99725	SSLEEVE	
	.310	401802	VR3	R				SHAFT RANGE 7.244 - 7.254	
			SHAFT RANGE 6.890 - 7.290				450158	AXGSKT1	
	.310	401806	VR3	V				10-.656 DIA BOLT HOLES	
			SHAFT RANGE 6.890 - 7.290		8.250	.500	595012	HS8	R
	.470	401800	VR1	R	8.250	.625	▲ 72515	CRW1	R
			SHAFT RANGE 6.890 - 7.290		8.250	.500	528377	HS7	R
	.470	401804	VR1	V	8.750	.625	595348	HDS2	R
			SHAFT RANGE 6.890 - 7.290		8.750	.625	72510	HDS2	V
	.710	401801	VR2	R	8.750	.625	▲ 72539	†CRWHA1	R
			SHAFT RANGE 6.890 - 7.290		8.750	.750	72542	CRWH1	P
	.710	401805	VR2	V	8.750	.625	595617	HDS1	V
			SHAFT RANGE 6.890 - 7.290					W/4 EA .250 LUGS	
		450155	AXGSKT1		8.750	.625	72543	HDS1	V
			8-.688 DIA BOLT HOLES		8.750	.875	72594	HDSA2	VD
1.063	1.500	523586	CT1	R	9.055	.625	▲ 72570	†CRWHA1	R
			BORE DIA. IS SHOULDER WIDTH		7.283 SHAFT				
1.063	1.500	594648	CT1	R	8.850	.625	72805	HDS2	R
			BORE DIA. IS SHOULDER WIDTH W/BUTT JOINT		7.375 SHAFT				
8.000	.500	595093	HS8	V	8.000	.063	451096	BUW	#
8.000	.500	70008	HS8	D	8.000	.313	711853	BV	D
8.000	.630	▲ 70016	†CRWH1	R	8.000	.313	721548	BV	V
8.250	.625	594768	HS6	R	8.375	.500	73720	†HDW1	R
			W/HOOK & EYE SPRING CONNECTOR		8.500	.500	73730	†HDW1	R
8.250	.625	▲ 70028	CRWH1	R	8.875	.625	▲ 73745	CRWH1	R
8.250	.625	594744	HDS1	R	7.438 SHAFT				
8.375	.625	594975	HS8	R			74311	HDDFBV1	R
8.375	.688	594972	HS8	R				BELLEVILLE WASHERS (2 EA/KIT)	
8.375	.625	70034	CRSHA1	R	8.438	.500	594508	HS8	V
8.375	1.000	70037	KIT	P	9.400	1.656	74310	HDDF1	R
			SEE KIT SECTION					O.D. LISTED IS SEAL I.D.	
8.500	.750	594846	HS6	R	7.453 SHAFT				
			W/HOOK & EYE SPRING CONNECTOR			.813	99745	SSLEEVE	
8.500	.350	511220	HD1	D				SHAFT RANGE 7.444 - 7.454	
			QUILL WIPER		8.500	.750	▲ 74540	†ALH1	S
8.500	.500	70080	†CRWA1	R	7.480 SHAFT				
8.500	.625	595267	HDS2	R	8.480	.500	594211	HS8	D
8.500	.625	▲ 70052	†CRWH1	R	8.858	.630	74814	HMSA7	V
8.500	.625	70053	†CRWHA1	R				W/STAINLESS STEEL SPRING	
8.500	.625	70054	†CRWHA1	V	7.500 SHAFT				
8.500	.625	70055	HDS1	V		.813	99750	SSLEEVE	
7.025 SHAFT								SHAFT RANGE 7.495 - 7.505	
8.500	.625	596076	HDS2	V		.310	401902	VR3	R
7.086 SHAFT								SHAFT RANGE 7.290 - 7.680	
	.688	.876	595109	CT3		.310	401906	VR3	V
				R				SHAFT RANGE 7.290 - 7.680	
						.470	401900	VR1	R
7.087 SHAFT								SHAFT RANGE 7.290 - 7.680	
	1.299	99721	SSLEEVE		7.500 SHAFT				
			SHAFT RANGE 7.077 - 7.087			.813	99750	SSLEEVE	
8.087	.500	594341	HS8	V				SHAFT RANGE 7.495 - 7.505	

Complete size listing — Inches

Bore dia.	Width of seal	Stock no.	Type and style	Lip code	Bore dia.	Width of seal	Stock no.	Type and style	Lip code
7.500 SHAFT (Cont.)					7.875 SHAFT (Cont.)				
	.470	401904	VR1	V		.790	402000	VR1	R
			SHAFT RANGE 7.290 - 7.680					SHAFT RANGE 7.480 - 8.270	
	.710	401901	VR2	R		.790	402004	VR1	V
			SHAFT RANGE 7.290 - 7.680					SHAFT RANGE 7.480 - 8.270	
	.710	401905	VR2	V	8.875	.500	78710	† HDW1	R
			SHAFT RANGE 7.290 - 7.680		9.250	1.000	▲78725	CRWHA1	R
1.918	75090	J1-KIT		R	9.375	.687	HDL-9176-R	HDL	R
		SEE TYPE J SECTION (CRW LIP)			9.375	.625	595145	HDS2	D
8.500	.625	75038	HS8	R			W/SPARK FREE I.D.		
			W/HOOK & EYE SPRING CONNECTOR		9.375	.625	595475	HDS1	V
8.500	.625	▲75030	CRWH1	R	9.375	.625	▲78738	CRWH1	R
8.750	.625	595822	HS5	D	9.375	1.281	595063	HDSE1	RR
8.750	.500	75046	† HDW1	R	9.500	.625	596079	HDS2	V
8.750	.625	75048	HDS1	V	10.234	.625	78790	HDS2	R
9.000	.625	▲75050	† CRWH1	R	7.938 SHAFT				
9.000	.625	75052	† CRWHA1	P		1.000	99799	SSLEEVE	
9.000	.625	75053	HDS1	V				SHAFT RANGE 7.933 - 7.943	
9.000	.750	75054	HDS2	V	8.750	.344	79302	HM14	R
9.250	.500	75069	† HDW1	R	9.125	.500	79620	† HDW1	R
9.250	.625	75067	HDS1	V	9.500	.625	596078	HDS2	V
7.625 SHAFT					9.500	.625	596207	HDS2	R
8.625	.563	▲76215	CRWH1	R	8.000 SHAFT				
8.875	.625	595207	HS8	R		1.000	99800	SSLEEVE	
8.875	.500	76225	† HDW1	R				SHAFT RANGE 7.995 - 8.005	
9.125	.625	▲76255	CRWH1	R	1.500		87577	LDSL4	
7.680 SHAFT								FOR SEAL SH SIZE 8.188	
9.250	.500	596425	HS8	R	.310		402002	VR3	R
			W/HOOK & EYE SPRING CONNECTOR		.310		402006	VR3	V
7.750 SHAFT								SHAFT RANGE 7.680 - 8.270	
	1.000	99775	SSLEEVE		.470		401990	VR1	R
			SHAFT RANGE 7.745 - 7.755					SHAFT RANGE 7.680 - 8.270	
8.750	.500	529601	HS8	R	.470		401994	VR1	V
8.750	.625	595813	HS5	D				SHAFT RANGE 7.680 - 8.270	
8.750	.500	77506	† HDW1	R	.710		401991	VR2	R
9.000	.625	77531	HDS1	R				SHAFT RANGE 7.680 - 8.270	
9.250	.625	595146	HDS2	D	.710		401995	VR2	V
			W/SPARK FREE I.D.					SHAFT RANGE 7.680 - 8.270	
9.250	.625	595474	HDS1	V	.688	.875	528035	CT3	R
9.250	1.250	596375	HDSE2	VV				BORE DIA. IS SHOULDER WIDTH W/BUTT JOINT	
9.250	.625	77539	HDS1	V	.688	.875	528745	CT3	R
9.250	.625	▲77540	CRWH1	R				BORE DIA. IS SHOULDER WIDTH	
7.800 SHAFT					9.000	.500	595022	HS8	V
		78021	HDDFBV1	R	9.000	.625	594935	HS8	V
10.000	1.750	78020	HDDF1	R	9.000	.350	511195	HD1	D
7.813 SHAFT								QUILL WIPER	
	2.250	85106	LDSL4		9.000	.625	▲79960	CRWH1	R
		FOR SEAL SH SIZE 8.000	(203.20MM)		9.000	.625	79961	CRWHA1	R
7.835 SHAFT					9.250	.625	592376	HS8	R
9.500	.625	596080	HDS2	V	9.250	.625	77996	HDS1	V
7.874 SHAFT					9.250	.625	▲79997	CRWH1	R
9.055	.625	531194	HDS2	R	9.250	.625	79998	† CRWHA1	R
9.252	.591	78760	HMSA7	R	9.375	.750	595732	HDS1	R
			W/STAINLESS STEEL SPRING		9.500	.625	595404	HS5	R
7.875 SHAFT					9.500	.687	HDL-3921-R	HDL	R
	1.359	99787	SSLEEVE		9.500	.350	511196	HD1	D
			SHAFT RANGE 7.869 - 7.879					QUILL WIPER	
					9.500	.625	596567	HDS7	H
					9.500	.625	▲80010	† CRWH1	R
					9.500	.687	80009	HDS2	V
					9.750	.750	595036	HDS2	V
					9.750	.750	80030	HDS1	V

★Contact manufacturer for availability
Bold numbers are preferred designs

† Includes Bore-Tite on O.D.
 ▲ WasteWatcher numbers

Complete size listing — Inches

Bore dia.	Width of seal	Stock no.	Type and style	Lip code	Bore dia.	Width of seal	Stock no.	Type and style	Lip code
8.000 SHAFT (Cont.)					8.250 SHAFT (Cont.)				
10.000	.688	595888	HS8	R	9.500	.625	593342	HS8	R
			W/HOOK & EYE SPRING CONNECTOR					W/HOOK & EYE SPRING CONNECTOR	
10.000	.750	590326	HS7	R	9.500	.625	595675	HDS1	R
10.000	.750	595326	HS6	R	9.500	.578	▲ 82521	CRW1	R
10.000	.750	595327	HS8	R	9.500	.625	592723	HDS1	R
			W/HOOK & EYE SPRING CONNECTOR					W/4 EA .125 LUGS	
10.000	1.375	595437	HDSE2	R	9.500	.625	592835	HDS2	R
			W/8 EA LUBE HOLE					W/4 EA .125 LUGS	
10.000	.625	★ 80037	† CRWH1	R	9.500	.625	592942	HDS2	D
10.000	.625	80038	CRWHA1	R	9.500	.625	82524	HDS2	R
10.000	.625	80086	HDS3	D	9.500	.625	82526	HDS2	V
			W/4 EA .500 ADJ. LUGS		9.500	.875	592780	HDS1	R
10.000	.688	590725	HDS1	R	9.750	.625	590720	HDS1	R
10.000	.750	590463	HDS1	R	10.000	.750	590729	HDS1	R
10.000	.750	590726	HDS2	R	10.000	.750	593511	HDS2	R
			W/3 EA .125 LUGS		10.062	1.560	82540	HDDF1	R
10.000	.750	593446	HDS2	R					
10.000	.750	80087	HDS1	R	10.250	.750	591929	HS7	R
			W/3 EA .125 LUGS		10.250	.750	592556	HS8	R
10.000	.875	591977	HDSA1	RD				W/HOOK & EYE SPRING CONNECTOR	
10.000	.875	592493	HDS2	D	10.250	.812	HDL-4499-R	HDL	R
10.000	.906	592161	HDSB1	RD	10.250	.625	82559	HDS2	V
10.000	1.000	592328	HDSB1	RD	10.250	.625	▲ 82560	CRWH1	R
10.000	1.000	80088	HDS1	R	10.250	.688	590252	HDS1	R
10.000	1.000	80091	HDS1	V	10.250	.750	593644	HDS2	D
10.000	1.125	592075	HDSA2	RD	10.250	.750	82561	HDS3	D
10.000	1.250	590727	HSC1	RD				W/4 EA .500 ADJ. LUGS	
10.000	1.250	592336	HDSA1	RD	10.250	.750	82562	HDS1	R
10.002	1.000	590733	HDSB1	RD	10.250	.750	82563	HDS1	V
10.125	1.250	80092	HDSB1	RD	10.250	.813	590237	HDS1	R
11.000	1.000	592982	HDS1	R	10.250	.813	82555	HDS2	V
11.625	1.079	80097	CRSHA2	R	10.250	.875	590741	HDS1	R
					10.250	.875	591921	HDSB1	RD
8.063 SHAFT					10.250	1.000	590358	HDS1	R
10.062	1.000	590376	HDS1	R	10.250	1.250	590357	HDSB1	RD
10.190	.875	592826	HDS1	R	10.250	1.750	592380	HDSE1	RR
8.071 SHAFT					10.385	.875	593434	HDS1	R
9.843	.630	596346	HDS1	R	10.500	.875	590750	HDS1	R
8.125 SHAFT					11.500	.750	593344	HDS3	D
9.378	.625	593198	HDS1	R				W/4 EA .500 ADJ. LUGS	
10.000	.625	593239	HDS2	R	11.500	.750	595376	HDS2	D
10.125	.625	593340	HDS3	D	11.500	.750	82570	HDS1	R
			W/4 EA .500 ADJ. LUGS		8.313 SHAFT				
10.125	.625	▲ 81245	CRWH1	R	1.250	85885	LDSL4		
10.125	.625	81246	CRWHA1	R	FOR SEAL SH SIZE 8.500		(215.90MM)		
10.125	.750	590312	HDS1	R	2.000	85995	LDSL4		
10.125	.750	81252	HDS1	V	FOR SEAL SH SIZE 8.500		(215.90MM)		
10.125	1.000	81253	HDS1	R	8.319 SHAFT				
10.135	.750	592800	HDS1	R	2.500	87923	LDSL4		
10.250	.875	590739	HDS1	R	FOR SEAL SH SIZE 8.507				
8.188 SHAFT					8.345 SHAFT				
10.000	.750	595328	HDS2	R	10.750	1.250	594186	HDS1	R
10.188	1.000	592707	HDS1	R	8.353 SHAFT				
8.250 SHAFT					1.500	86907	LDSL4		
			HDDFBV1	R	FOR SEAL SH SIZE 8.541		(216.94MM)		
.688	1.125	82541	CT1	R	8.375 SHAFT				
		527820		R	9.625	.625	592092	HS7	R
			BORE DIA. IS SHOULDER WIDTH W/BUTT JOINT		9.750	.750	596198	HDS7	R
9.250	.625	▲ 82510	CRWH1	R	9.750	.625	83702	HDS3	D
9.252	.500	▲ 82512	† CRWH1	R				W/4 EA .500 ADJ. LUGS	
9.500	.625	592180	HS7	R					

Complete size listing — Inches

Bore dia.	Width of seal	Stock no.	Type and style	Lip code	Bore dia.	Width of seal	Stock no.	Type and style	Lip code
8.375 SHAFT (Cont.)					8.500 SHAFT (Cont.)				
9.750	.750	523886	HDS1	R	10.500	.625	593392	HS8	R
9.750	.750	83701	HDS2	V			W/HOOK & EYE SPRING CONNECTOR		
9.875	.687	HDL-3933-R	HDL	R	10.500	.625	595493	HS8	H
9.875	.687	596111	HDS1	R			W/HOOK & EYE SPRING CONNECTOR		
9.875	.625	83705	HDS3	D	10.500	.750	590578	HS7	R
		W/4 EA .500 ADJ. LUGS			10.500	.750	590848	HS8	R
10.375	.750	592830	HS7	R	10.500	.625	594967	HDS2	V
10.375	.750	593346	HS8	R	10.500	1.000	594902	HDSA2	VD
		W/HOOK & EYE SPRING CONNECTOR			10.500	.625	85013	HDS3	D
10.375	.750	591978	HDS1	R			W/4 EA .500 ADJ. LUGS		
10.375	.750	593345	HDS3	D	10.500	.625	★ 85014	CRWA1	R
		W/4 EA .500 ADJ. LUGS			10.500	.625	▲ 85015	CRWH1	R
10.375	1.000	590746	HDS1	R	10.500	.625	85018	HDS1	V
10.500	.875	593212	HDS1	R	10.500	.688	590751	HDS1	R
10.625	.875	590765	HDS1	R	10.500	.688	85017	HDS2	R
8.438 SHAFT							W/4 EA .125 LUGS		
10.000	.625	84369	HDS1	R	10.500	.750	592572	HDS1	R
10.000	.625	84385	HDS1	V	10.500	.875	592488	HDSA1	RD
10.438	.875	590465	HDS1	R	10.500	.875	592798	HDSA1	VD
8.500 SHAFT					10.500	1.000	590244	HDS1	R
							W/4 EA .188 LUGS		
	1.000	85158	LDSL3		10.500	1.000	590754	HDS1	R
		FOR SEAL SH SIZE 8.688	(220.68MM)		10.500	1.000	592149	HDSB1	RD
	2.125	86167	LDSL3		10.500	1.125	590755	HDSA1	RD
		FOR SEAL SH SIZE 8.688	(220.68MM)		10.500	1.250	590245	HDSA1	RD
.813	1.000	594343	CT3	R	10.500	1.250	590756	HDS1	R
		BORE DIA. IS SHOULDER WIDTH	W/BUTT JOINT		10.500	1.250	590757	HDS01	RR
9.500	.500	594503	HS7	V	10.625	.625	▲ 85085	CRWHA1	R
9.500	.500	594745	HS8	V	8.540 SHAFT				
9.750	.562	HDL-1705-R	HDL	R	9.750	.625	593855	HDS2	D
9.750	.625	595304	HS7	R	8.625 SHAFT				
9.750	.625	595457	HS8	R			2.750	85643	LDSL3
		W/HOOK & EYE SPRING CONNECTOR					FOR SEAL SH SIZE 8.813	(223.85MM)	
9.750	.750	HDLA-3066-R	HDLA	R	.688	1.125	529490	CT1	R
9.750	.870	595513	HDSA2	D			BORE DIA. IS SHOULDER WIDTH	W/BUTT JOINT	
9.750	.625	593020	HDS1	R	10.000	.625	593907	HDS1	R
9.750	.625	593768	HDS2	D	10.000	.750	590732	HDS1	R
9.750	.625	595279	HDS1	D	10.125	.609	513529	HS9	R
		W/ LT. SPRING			10.125	.609	595566	HS5	R
9.750	.625	▲ 85002	† CRWH1	R	10.125	.625	592404	HS7	R
10.000	.500	592631	HS8	R	10.125	.687	HDL-3939-R	HDL	R
10.000	.500	594941	HS8	D	10.125	.750	592217	HS7	R
10.000	.625	594318	HS8	R	10.125	.625	86225	HDS3	D
10.000	.687	HDL-8453-R	HDL	R			W/4 EA .500 ADJ. LUGS		
10.000	.625	595473	HDS1	V	10.125	.688	590735	HDS1	R
10.000	.875	596196	HDSA1	V	10.125	.750	592206	HDS1	R
10.000	.625	590503	HDS1	R	10.250	.625	86230	HDS3	D
10.000	.625	593740	HDS2	D			W/4 EA .500 ADJ. LUGS		
10.000	.625	593782	HDS2	R	10.250	.750	592661	HDS1	R
10.000	.625	596415	HDS7	R	10.500	.750	590758	HDS1	R
10.000	.625	85007	HDS3	D	10.500	.750	86235	HDS1	V
		W/4 EA .500 ADJ. LUGS			10.625	.625	593350	HDS3	D
10.000	.625	▲ 85009	CRWH1	R			W/4 EA .500 ADJ. LUGS		
10.000	.625	85019	HDS1	V	10.625	.625	▲ 86260	CRWH1	R
10.000	.688	590730	HDS1	R	10.625	.688	590766	HDS1	R
10.000	.688	85008	HDS1	R	10.625	.750	592358	HDS2	R
		W/6 EA .063 LUGS			10.625	.750	592433	HDS1	R
10.000	.750	592480	HDS1	R	10.625	.750	86240	HDS1	V
10.000	.750	85012	HDS2	V	10.625	.750	86240	HDS1	V
10.000	1.000	590731	HDSA1	RD	10.625	1.000	592652	HDS1	R
10.000	1.250	595527	HDS01	DD	10.750	.875	592576	HDS1	R
		W/LUBE HOLES ON O.D.			10.750	1.000	591939	HDS1	R
10.500	.625	592692	HS8	R	11.750	1.000	590828	HDS1	R
10.500	.625	593349	HS7	R					

★Contact manufacturer for availability
Bold numbers are preferred designs

† Includes Bore-Tite on O.D.
 ▲ WasteWatcher numbers

Complete size listing — Inches

Bore dia.	Width of seal	Stock no.	Type and style	Lip code	Bore dia.	Width of seal	Stock no.	Type and style	Lip code
8.653 SHAFT					8.750 SHAFT (Cont.)				
10.039	.630	596174	HDS1	R	10.250	.875	594333	HDSC1	RD
8.661 SHAFT					10.500	.750	590448	HDS1	R
	1.000	87319	LDSL4		10.500	.750	87496	HDS1	V
	FOR SEAL SH SIZE 8.849		(224.77MM)		10.625	.750	592428	HDS1	R
	1.181	87143	LDSL4		10.625	.750	593975	HDS2	R
	FOR SEAL SH SIZE 8.850		(224.79MM)		10.750	.625	▲ 87541	CRWH1	R
	.787	402200	VR1	R	10.750	.750	592483	HDS1	R
	SHAFT RANGE 8.268 - 9.252				10.750	.750	593353	HDS3	D
9.661	.500	596054	HS6	V	W/4 EA .500 ADJ. LUGS				
	W/HOOK & EYE SPRING CONNECTOR				10.750	.750	87499	HDS1	V
9.843	.630	86607	HMSA7	V	10.750	.875	590769	HDS1	R
	W/STAINLESS STEEL SPRING				10.750	.875	592492	HDSA1	RD
9.911	.625	86612	HS8	V	10.750	1.000	590770	HDS1	R
10.228	.625	86610	HDS2	R	10.750	1.375	592327	HDSE1	RR
10.819	.950	590778	HDS1	R	10.750	1.750	590773	HDSE1	RR
8.662 SHAFT					8.812 SHAFT				
	2.250	87707	LDSL3		2.000	86551	LDSL4		
	FOR SEAL SHAFT SIZE 8.850				FOR SEAL SH SIZE 9.000 (228.60MM)				
8.687 SHAFT					8.813 SHAFT				
	2.250	86543	LDSL3		1.000	85688	LDSL3		
	FOR SEAL SH SIZE 8.875 (225.43MM)				FOR SEAL SH SIZE 9.000 (228.60MM)				
8.688 SHAFT					2.250	85920	LDSL3		
		86851	HDDFBV1	R	FOR SEAL SH SIZE 9.000 (228.60MM)				
10.500	.625	593487	HDS1	R	2.250	85999	LDSL4		
10.911	1.924	86850	HDDF1	R	FOR SEAL SH SIZE 9.000 (228.60MM)				
8.750 SHAFT					9.375	.250	528232	HD1	D
	1.500	87196	LDSL3		QUILL WIPER				
	FOR SEAL SH SIZE 8.938		(227.03MM)		10.125	.625	596233	HDS3	D
	.310	402202	VR3	R	W/4 EA .500 ADJ. LUGS				
	SHAFT RANGE 8.270 - 9.170				8.858 SHAFT				
	.310	402206	VR3	V	11.016	.906	592795	HDS1	R
	SHAFT RANGE 8.270 - 9.170				8.866 SHAFT				
	.790	402204	VR1	V	2.500	87166	LDSL4		
	SHAFT RANGE 8.270 - 9.250				FOR SEAL SHAFT SIZE 9.054				
9.750	.500	87440	HS8	V	2.500	87524	LDSL4		
9.750	.350	511501	HD1	D	FOR SEAL SH SIZE 9.055				
	QUILL WIPER				8.867 SHAFT				
10.000	.625	590723	HS7	R	1.000	87462	LDSL4		
10.000	.625	592627	HS8	R	FOR SEAL SH SIZE 9.055				
10.000	.625	593393	HS8	R	8.875 SHAFT				
	W/HOOK & EYE SPRING CONNECTOR				1.250	85973	LDSL3		
10.000	.625	595042	HS8	D	FOR SEAL SH SIZE 9.063 (230.20MM)				
10.000	.625	★ 87460	† HMS1	R	1.250	87526	LDSL4		
10.000	.750	594939	HDS1	V	FOR SEAL SH SIZE 9.063				
10.000	.625	590408	HDS1	R	.688	.875	524375	CT3	R
10.000	.625	592626	HDS2	R	BORE DIA. IS SHOULDER WIDTH				
10.000	.625	593351	HDS3	D	.688	.875	530096	CT3	R
	W/4 EA .500 ADJ. LUGS				BORE DIA. IS SHOULDER WIDTH W/BUTT JOINT				
10.250	.609	518386	HS9	R	10.125	.625	592458	HS7	R
10.250	.687	HDL-3946-R	HDL	R	10.125	.625	592459	HS8	R
10.250	.625	594934	HDS1	R	10.125	.625	593394	HS8	R
10.250	.625	87490	HDS3	D	W/HOOK & EYE SPRING CONNECTOR				
	W/4 EA .500 ADJ. LUGS				10.125	.875	595127	HDSA2	DD
10.250	.625	87492	HDS2	V	10.125	.625	592289	HDS1	R
10.250	.688	593352	HDS3	D	10.125	.625	593779	HDS2	D
	W/4 EA .500 ADJ. LUGS				10.125	.625	▲ 88710	CRWH1	R
10.250	.688	87491	HDS1	R	10.125	.750	88702	HDS1	R
10.250	.688	87493	HDS1	V	10.375	.625	596061	HS8	V
10.250	.750	590546	HDS1	R					

Complete size listing — Inches

Bore dia.	Width of seal	Stock no.	Type and style	Lip code	Bore dia.	Width of seal	Stock no.	Type and style	Lip code
8.875 SHAFT (Cont.)					9.000 SHAFT (Cont.)				
10.375	.750	592991	HS8	R	10.500	.625	594641	HS5	R
10.875	.625	88706	HDS1	V	10.500	.687	HDL-3954-R	HDL	R
10.875	.625	▲ 88760	CRWH1	R	10.500	.750	592600	HS8	R
10.875	.750	590780	HDS1	R	10.500	.750	595536	HS8	D
10.875	.750	593354	HDS3	D	10.500	.750	595718	HDS2	R
		W/4 EA .500 ADJ. LUGS					W/4 EA .250 LUGS		
10.875	.875	591984	HDSA1	RD	10.500	.625	593138	HDS2	D
10.875	1.000	590781	HDS1	R	10.500	.625	593743	HDS2	R
11.000	.875	592650	HDS1	R	10.500	.625	90020	HDS2	V
11.000	.875	593355	HDS3	D	10.500	.625	90022	HDS1	V
		W/4 EA .500 ADJ. LUGS			10.500	.625	90023	HDS1	R
11.250	.875	592464	HDSA1	RD	10.500	.625	90027	HDS3	D
							W/4 EA .500 ADJ. LUGS		
8.900 SHAFT					10.500	.688	590761	HDS1	R
10.625	.625	595752	HDS1	R	10.500	.750	90024	HDS1	R
8.938 SHAFT					10.500	.875	597343	HDSA1	RD
	2.500	86546	LDSL4		10.625	.625	592214	HDS1	R
	FOR SEAL SH SIZE 9.126		(231.80MM)		10.674	.703	592779	HS8	R
.688	1.125	531635	CT1	R	10.750	.750	590774	HDS1	R
		BORE DIA. IS SHOULDER WIDTH			10.750	.250	596227	HD1	D
9.938	.625	595004	HS7	R			QUILL WIPER		
9.000 SHAFT					11.000	.625	593362	HS8	R
	1.000	87555	LDSL3				W/HOOK & EYE SPRING CONNECTOR		
	FOR SEAL SH SIZE 9.188				11.000	.750	595438	HDS2	H
	1.750	85846	LDSL4		11.000	1.000	594903	HDSA2	VD
	FOR SEAL SH SIZE 9.188		(233.38MM)		11.000	.625	▲ 90036	CRWH1	R
.688	1.125	524204	CT1	R	11.000	.625	90062	HDS3	D
		BORE DIA. IS SHOULDER WIDTH					W/4 EA .500 ADJ. LUGS		
.688	1.125	527819	CT1	R	11.000	.625	90065	HDS1	V
		BORE DIA. IS SHOULDER WIDTH W/BUTT JOINT			11.000	.750	590787	HDS2	R
10.000	.500	590419	HS8	R	11.000	.750	90063	HDS1	R
10.000	.500	590724	HS7	R	11.000	.750	90066	HDS1	V
10.000	.625	590492	HS7	R	11.000	.750	90067	HDS2	V
10.000	.625	593357	HS8	R	11.000	.875	590788	HDS2	D
		W/HOOK & EYE SPRING CONNECTOR			11.000	1.000	90064	HDS1	R
10.000	.750	HDLA-3031-R HDLA		R	11.000	1.250	592028	HSDS1	RR
10.000	.625	▲ 90006	CRWH1	R	11.000	1.250	594007	HSDS1	VV
10.125	.625	594829	HS8	R	11.054	.750	592714	HDS1	R
10.125	.625	595683	HS8	R	11.062	.750	592914	HDS1	R
10.125	.750	590738	HDS1	R	11.250	.875	592654	HDS1	R
10.187	.625	595485	HDS2	V	11.500	1.000	590811	HDS1	R
10.187	.625	592514	HDS2	R	9.016 SHAFT				
10.250	.625	592581	HS7	R	10.236	.625	593460	HS8	R
10.250	.625	593395	HS8	R	9.048 SHAFT				
		W/HOOK & EYE SPRING CONNECTOR			10.630	.625	90056	HDS2	V
10.250	.625	595248	HS8	V	9.055 SHAFT				
10.250	.625	593729	HDS2	D		1.000	89943	LDSL3	
		W/4 EA .500 LUGS					FOR SEAL SH SIZE 9.243		
10.250	.625	90018	HDS3	D		1.575	85881	LDSL4	
		W/4 EA .500 ADJ. LUGS					FOR SEAL SH SIZE 9.243	(234.77MM)	
10.250	.625	90019	HDS1	R		2.500	87089	LDSL4	
10.250	.750	592669	HDS1	D			FOR SEAL SH SIZE 9.243	(234.77MM)	
10.250	.750	90017	HDS1	R	10.236	.591	596394	HDS1	V
10.250	.750	90017	HDS1	R	10.621	.630	592683	HDS1	R
10.250	.875	90054	HDSA2	VD	9.063 SHAFT				
10.375	.625	590062	HDS1	R		1.500	85931	LDSL4	
10.375	.750	590622	HDS1	R			FOR SEAL SH SIZE 9.250	(234.95MM)	
10.498	.750	596199	HDS7	R	10.300	.625	595189	HDS1	R
		W/4 EA .250 LUGS			10.750	.625	593302	HDS1	R
10.498	.750	596200	HDS7	R	11.214	1.257	595276	HSDS2	DD
10.500	.609	510966	HS9	R	11.214	1.000	592580	HDSA1	RD
10.500	.625	528720	HS7	R					
10.500	.625	593396	HS8	R					
		W/HOOK & EYE SPRING CONNECTOR							

★ Contact manufacturer for availability
Bold numbers are preferred designs

† Includes Bore-Tite on O.D.
 ▲ WasteWatcher numbers

Complete size listing — Inches

Bore dia.	Width of seal	Stock no.	Type and style	Lip code	Bore dia.	Width of seal	Stock no.	Type and style	Lip code
9.125 SHAFT					9.250 SHAFT (Cont.)				
	1.000	86547	LDSL4		11.000	.750	593368	HDS3	D
	FOR SEAL SH SIZE 9.313 (236.55MM)						W/4 EA .500 ADJ. LUGS		
	1.500	90130	LDSL4		11.000	1.375	590791	HSDS1	RR
	FOR SEAL SHAFT SIZE 9.313				11.000	1.375	592452	HDSA1	RD
10.375	.625	592653	HDS1	R	11.250	.625	593625	HS7	R
10.625	.687	HDL-3957-R	HDL	R	11.250	.750	592858	HS8	R
10.625	.625	91250	HDS3	D	11.250	.750	593370	HS7	R
		W/4 EA .500 ADJ. LUGS			11.250	.625	593467	HDS2	R
10.625	.688	590270	HDS1	R	11.250	.625	▲ 92536	† CRWHA1	R
10.625	.688	593363	HDS3	D	11.250	.625	92543	HDS1	V
		W/4 EA .500 ADJ. LUGS			11.250	.688	590701	HDS1	R
10.625	.750	590442	HDS1	R	11.250	.750	590797	HDS1	R
10.750	.250	515028	HD1	D	11.250	.750	593369	HDS3	D
		QUILL WIPER					W/4 EA .500 ADJ. LUGS		
10.750	.625	91255	HDS3	D	11.250	.813	92544	HDS2	V
		W/4 EA .500 ADJ. LUGS			11.250	.875	593312	HDSA1	VD
10.750	.750	91256	HDS1	R	11.250	1.000	590798	HDS1	R
11.000	.750	590567	HDS1	R	11.250	1.375	590039	HSDS1	DD
11.125	.812	91202	HDS2	R	11.250	1.375	593263	HDSE2	RR
11.125	.812	91235	HDS2	R	11.375	.875	590472	HDS1	R
		W/4 EA .500 ADJ. LUGS			11.500	.875	592562	HDS1	R
11.125	.625	91260	HDS3	D	11.500	.875	593371	HDS3	D
		W/4 EA .500 ADJ. LUGS					W/4 EA .500 ADJ. LUGS		
11.125	.688	590174	HDS1	R	12.750	.625	▲ 92570	CRWHA1	R
11.125	.688	91261	HDS1	V	12.750	1.250	92574	CRWHA1	R
11.125	.813	592345	HDS1	R	9.260 SHAFT				
11.125	1.000	590609	HDS1	R	1.102		87789	LDSL4	
11.375	.875	592013	HDS1	R			FOR SEAL SHAFT SIZE 9.448		
9.134 SHAFT					9.312 SHAFT				
10.624	.688	593607	HDS2	D			93116	HDDFBV1	R
9.188 SHAFT							86754	LDSL4	
10.375	.750	590747	HDS2	D			FOR SEAL SH SIZE 9.500 (241.30MM)		
10.938	.750	596487	HDS1	R			1.250	87807	LDSL4
9.250 SHAFT							FOR SEAL SHAFT SIZE 9.500		
	.625	87784	LDSL4		11.000	1.437	93115	HDDF1	R
	FOR SEAL SH SIZE 9.438				11.625	1.754	93125	HDDF1	R
	.875	84643	LDSL4		9.313 SHAFT				
	FOR SEAL SH SIZE 9.438 (239.73MM)						93126	HDDFBV1	R
10.438	.875	595331	HDSA1	VD			1.500	85377	LDSL3
10.438	.875	92591	HDSA1	RD			FOR SEAL SH SIZE 9.500 (241.30MM)		
10.500	.625	591881	HS7	R			2.250	84843	LDSL3
10.500	.625	593366	HS8	R			FOR SEAL SH SIZE 9.500		
		W/HOOK & EYE SPRING CONNECTOR			10.000	.063	451033	BUW	#
10.500	.625	590762	HDS1	R	10.000	.344	★ 710695	BV	D
10.500	.625	593365	HDS3	D	10.000	.344	712552	BV	V
		W/4 EA .500 ADJ. LUGS			9.375 SHAFT				
10.500	.625	596466	HDS2	V	10.625	.625	590764	HS7	R
10.500	.750	590763	HDS1	R	10.625	.625	592713	HS6	R
10.500	.750	592741	HDS2	R	10.625	.625	593397	HS8	R
10.750	.609	520868	HS9	R			W/HOOK & EYE SPRING CONNECTOR		
10.750	.687	HDL-3963-R	HDL	R	10.625	.625	593372	HDS3	D
10.750	.656	92534	HDS1	R			W/4 EA .500 ADJ. LUGS		
10.750	.656	92537	HDS3	D	10.875	.750	590779	HS7	R
		W/4 EA .500 ADJ. LUGS			10.875	.750	591988	HDS1	R
10.750	.688	590775	HDS1	R	11.000	.750	590485	HDS1	R
10.750	.688	591973	HDS1	R	11.375	.812	HDL-4610-R	HDL	R
		W/4 EA .125 LUGS			11.375	.875	592651	HS8	R
10.750	.750	590093	HDS1	R	11.375	1.000	592546	HS8	R
10.750	.750	592348	HDS2	D	11.375	.875	595130	HDS1	V
10.875	.750	592016	HDS1	R					
11.000	.625	92532	HDS3	D					
		W/4 EA .500 ADJ. LUGS							

Complete size listing — Inches

Bore dia.	Width of seal	Stock no.	Type and style	Lip code	Bore dia.	Width of seal	Stock no.	Type and style	Lip code
9.375 SHAFT (Cont.)					9.500 SHAFT (Cont.)				
11.375	.750	590806	HDS1	R	10.750	.313	95052	HM21	R
11.375	.750	592462	HDS1	D	10.750	.625	590776	HDS1	R
11.375	.750	593373	HDS3	D	10.750	.625	593375	HDS3	D
		W/4 EA .500 ADJ. LUGS					W/4 EA .500 ADJ. LUGS		
11.375	.875	93751	HDS1	R	10.750	.625	95044	HDS2	V
11.375	1.000	592642	HDS1	R	10.750	.625	95045	HDS2	R
11.500	.875	590812	HDS1	R	11.000	.625	531331	HS8	R
12.750	1.250	590688	HDSB1	RD	11.000	.625	592042	HS7	R
9.435 SHAFT					11.000	.625	95075	HS8	V
10.500	.625	594528	HS7	R	11.000	.750	590166	HS7	R
9.438 SHAFT					11.000	.625	590653	HDS1	R
10.625	.750	592051	HDS1	R	11.000	.625	590792	HDS1	R
10.635	.750	593894	HDS1	R			W/4 EA .125 LUGS		
10.688	.625	592126	HS7	R	11.000	.625	592693	HDS2	R
11.250	.625	593129	HDS1	R	11.000	.625	593133	HDS2	R
11.250	.625	595529	HDS3	D	11.000	.625	95046	HDS3	D
		W/4 EA .500 ADJ. LUGS					W/4 EA .500 ADJ. LUGS		
11.438	.875	590810	HDS1	R	11.000	.688	95042	HDS1	V
11.500	.875	590284	HDS1	R	11.000	.750	95047	HDS1	R
11.500	.875	593374	HDS3	D	11.000	.625	596566	HDS7	H
		W/4 EA .500 ADJ. LUGS			11.125	.625	590070	HDS1	R
11.500	1.000	592397	HDS1	R	11.125	.625	95056	HDS3	D
9.440 SHAFT					11.250	.750	W/4 EA .500 ADJ. LUGS		
2.500	87280	LDSL3	(244.51MM)		11.250	.750	HDL-3981-R	HDL	R
9.448 SHAFT					11.250	.625	HDLA-3981-R	HDLA	R
.984	87435	LDSL3	(244.75MM)		11.250	.625	591932	HDS1	R
9.449 SHAFT					11.250	.625	593378	HDS3	D
1.181	87144	LDSL4					W/4 EA .500 ADJ. LUGS		
10.827	.630	94485	HMSA7	V	11.500	.812	HDL-3984-R	HDL	R
		W/STAINLESS STEEL SPRING			11.500	1.000	595431	HS8	R
11.803	.984	590839	HDS1	R	11.500	1.000	595909	HDS1	R
9.500 SHAFT							W/4 EA .375 LUGS		
1.000	86633	LDSL3			11.500	.625	526302	HDS1	R
	FOR SEAL SH SIZE 9.688	(246.08MM)			11.500	.625	593666	HDS2	D
1.250	86564	LDSL4			11.500	.625	▲ 95062	† CRW1	R
	FOR SEAL SH SIZE 9.688	(246.08MM)			11.500	.625	95069	HDS3	D
2.500	86562	LDSL4					W/4 EA .500 ADJ. LUGS		
	FOR SEAL SH SIZE 9.688	(246.08MM)			11.500	.750	590813	HDS1	R
.688	1.125	595613	CT1	R	11.500	.813	590814	HDS1	R
	BORE DIA. IS SHOULDER WIDTH				11.500	.813	95068	HDS1	V
1.063	1.500	595604	CT1	R	11.500	.875	95071	HDS2	R
	BORE DIA. IS SHOULDER WIDTH W/BUTT JOINT				11.500	.938	590816	HDS1	R
10.500	.500	590749	HS7	R	11.500	.938	590817	HDS2	R
10.500	.500	592607	HS8	R	11.500	.938	590818	HDS1	R
10.500	.500	593398	HS8	R			W/6 EA .125 LUGS		
	W/HOOK & EYE SPRING CONNECTOR				11.500	.938	590819	HDS2	R
10.500	.500	594502	HS8	V			W/6 EA .250 LUGS		
10.500	.500	95000	HS8	D	11.500	1.000	590820	HDS1	R
10.500	.350	511197	HD1	D	11.500	1.000	95072	HDS2	R
	QUILL WIPER				11.500	1.250	531679	HDSD1	VV
10.500	.438	▲ 95048	† CRW1	R	11.500	1.250	590375	HDSA1	RD
	W/SS CASE & SPRING				11.500	1.250	591960	HDSC1	DD
10.750	.625	592209	HS7	R	11.500	1.250	593081	HDSD1	RR
10.750	.625	593376	HS8	R	11.500	1.250	593667	HDSA2	DD
	W/HOOK & EYE SPRING CONNECTOR				12.500	.688	95081	CRSA4	R
10.750	.625	595922	HDS2	D	9.563 SHAFT				
							95621	HDDFBV1	R
						1.000	85073	LDSL4	
							FOR SEAL SH SIZE 9.750	(247.65MM)	
						2.000	85397	LDSL4	
							FOR SEAL SH SIZE 9.750	(247.65MM)	
10.563	.500	592623	HS8	R	10.563	.500	592623	HS8	R
10.563	.500	594146	HS8	D	10.563	.500	594146	HS8	D
							W/HOOK & EYE SPRING CONNECTOR		

★Contact manufacturer for availability
Bold numbers are preferred designs

† Includes Bore-Tite on O.D.
 ▲ WasteWatcher numbers

Complete size listing — Inches

Bore dia.	Width of seal	Stock no.	Type and style	Lip code	Bore dia.	Width of seal	Stock no.	Type and style	Lip code
9.563 SHAFT (Cont.)					9.750 SHAFT (Cont.)				
10.875	.625	590782	HDS1	R	11.000	.875	593053	HDSA1	RD
11.859	1.949	95620	HDDF1	R	11.000	1.000	593428	HDSA1	DD
9.620 SHAFT					11.125	.875	594974	HDSA2	D
10.625	.500	591981	HS8	R	11.125	.625	▲ 97542	CRWH1	R
10.625	.500	592199	HS7	R	11.125	.750	590795	HDS1	R
10.875	.625	590015	HDS1	R	11.125	.750	592501	HDS2	R
12.750	1.250	96290	HDSA1	RD	11.250	.625	593385	HS7	R
9.625 SHAFT					11.250	.625	593386	HS8	R
10.625	.500	595476	HS8	V	W/HOOK & EYE SPRING CONNECTOR				
			W/HOOK & EYE SPRING CONNECTOR		11.250	.687	HDL-3985-R	HDL	R
10.875	.750	590783	HDS1	R	11.250	.750	593177	HS7	R
10.875	.750	592420	HDS2	R	11.250	.875	595514	HDSA2	D
10.875	.750	593380	HDS3	D	11.250	.625	590655	HDS1	R
		W/4 EA .500 ADJ. LUGS			11.250	.625	593384	HDS3	D
10.875	.875	590784	HDS1	R	11.250	.625	▲ 97545	CRWH1	R
11.000	.750	525448	HDS1	R	11.250	.750	590800	HDS1	R
11.125	.625	592520	HS7	R	11.500	.750	592272	HDS1	R
11.625	.625	▲ 96245	CRWH1	R	11.500	.750	593387	HDS3	D
11.625	.813	96231	HDS2	V	W/4 EA .500 ADJ. LUGS				
11.625	1.000	593659	HDSC1	RD	11.750	.625	97549	HDS1	V
11.625	1.000	96230	HDS2	V	11.750	.625	▲ 97550	CRWH1	R
11.625	1.500	594292	HDSE1	RR	11.750	.688	591897	HDS1	R
		W/8 EA LUBE HOLES			11.750	.750	590832	HDS1	R
11.625	1.500	962952	HDSE2	RR	11.750	.750	593388	HDS3	D
9.688 SHAFT					11.750	1.000	595568	HDSA1	D
10.875	.625	595810	HDS1	D	11.750	1.000	97548	HDS1	R
10.875	.625	594080	HDS1	R	11.750	1.000	97551	HDS2	V
11.500	.625	594906	HDS3	D	12.000	.875	590422	HDS1	R
		W/4 EA .500 ADJ. LUGS			9.790 SHAFT				
11.500	1.000	96880	HDS2	V	11.125	.625	593936	HDS2	D
9.719 SHAFT					9.813 SHAFT				
11.625	.700	590665	HDS1	R		.625	85987	LDSL4	
9.750 SHAFT							FOR SEAL SH SIZE 10.000	(254.00MM)	
	1.438	84965	LDSL4			1.125	86413	LDSL4	
			FOR SEAL SH SIZE 9.938 (252.43MM)				FOR SEAL SH SIZE 10.000	(254.00MM)	
	2.250	85045	LDSL4			2.000	84156	LDSL3	
			FOR SEAL SH SIZE 9.938 (252.43MM)				FOR SEAL SH SIZE 10.000	(254.00MM)	
	.310	402502	VR3	R		2.000	87067	LDSL4	
			SHAFT RANGE 9.170 - 10.240				FOR SEAL SH SIZE 10.000	(254.00MM)	
	.310	402506	VR3	V	9.835 SHAFT				
			SHAFT RANGE 9.170 - 10.240		1.575		90773	LDSL4	
10.750	.500	592988	HS7	R	FOR SEAL SH SIZE 10.023				
10.750	.500	595530	HS6	R	9.840 SHAFT				
		W/HOOK & EYE SPRING CONNECTOR			11.020	.625	596062	HS8	V
10.750	.350	596455	HD1	D	9.842 SHAFT				
		QUILL WIPER			11.016	.630	592917	HDS1	R
11.000	.625	590785	HS7	R	9.844 SHAFT				
11.000	.625	593382	HS8	R	11.409	.875	595219	HDSC2	R
		W/HOOK & EYE SPRING CONNECTOR			11.409	.625	98444	HDS2	R
11.000	.625	593492	HDS2	R	11.409	.625	98445	HDS2	R
		W/4 EA .375 LUGS			W/4 EA .375 LUGS				
11.000	.625	593611	HDS2	R	9.875 SHAFT				
11.000	.625	593646	HDS2	D	.790		402500	VR1	R
11.000	.625	596561	HDS7	R			SHAFT RANGE 9.250 - 10.430		
11.000	.625	97526	HDS1	R	.790		402504	VR1	V
11.000	.625	97527	HDS3	D			SHAFT RANGE 9.250 - 10.430		
		W/4 EA .500 ADJ. LUGS			10.875	.500	591905	HS7	R
11.000	.625	97528	HDS1	V					
11.000	.625	97529	HDS2	V					
11.000	.750	590133	HDS1	R					

Complete size listing — Inches

Bore dia.	Width of seal	Stock no.	Type and style	Lip code	Bore dia.	Width of seal	Stock no.	Type and style	Lip code
9.875 SHAFT (Cont.)					10.000 SHAFT (Cont.)				
11.375	.750	590363	HDS1	R	11.500	.750	1000258	HS8	R
11.375	.750	592763	HDS2	R	11.500	1.250	1000920	HDSA1	RD
11.375	.750	594364	HDS2	R	11.500	.625	1000230	HDS1	R
		W/4 EA .500 ADJ. LUGS			11.500	.625	1000232	HDS2	R
11.500	.750	592727	HDS1	R	11.500	.625	1000233	HDS2	V
11.875	1.000	595106	HDS2	R	11.500	.625	1000239	HDS3	D
11.875	.688	590841	HDS1	R			W/4 EA .500 ADJ. LUGS		
11.875	.688	593389	HDS3	D	11.500	.688	1000240	HDS1	R
		W/4 EA .500 ADJ. LUGS			11.500	.688	1000243	HDS2	V
11.875	.875	590842	HDS1	R	11.500	.750	1000250	HDS1	R
11.875	1.000	592847	HDSA2	RD	11.625	.750	1000330	HDS1	R
12.000	.750	1330	KIT	R	11.687	.750	1000335	HDS1	R
		SEE KIT SECTION			11.750	.625	1000367	HS7	R
12.000	.875	590850	HDS1	R	11.750	.625	1000360	HDS1	R
12.000	1.000	590851	HDS1	R	11.750	.625	1000369	HDS3	D
9.938 SHAFT					W/4 EA .500 ADJ. LUGS				
11.188	.625	594753	HS8	R	11.750	.750	1000380	HDS1	R
11.438	.750	592529	HS7	R	11.750	.938	1000940	HDSC1	RD
11.438	.750	592731	HS8	R	11.750	.938	1000943	HDSC2	DD
11.938	.875	590444	HDS1	R	11.750	1.000	1000420	HDS1	R
12.000	.750	592463	HDS1	D	11.750	1.000	1000941	HDSC1	RD
12.000	1.000	529752	HDS2	R	11.875	.625	1000450	HDS1	R
12.000	1.000	590351	HDS1	R	11.875	1.250	1000948	HDS02	RR
12.125	1.000	592816	HDS1	R	12.000	.625	1000025	HS7	V
10.000 SHAFT					12.000	.625	1000527	HS7	R
	1.000	90070	LDL3V3		12.000	.625	1000528	HS8	R
		FOR SEAL SH SIZE 10.188					W/HOOK & EYE SPRING CONNECTOR		
11.000	.500	1000017	HS7	R	12.000	.625	594889	HS8	V
11.000	.562	1000018	HS8	R	12.000	.625	596414	HS8	V
11.000	.350	511198	HD1	D			W/HOOK & EYE SPRING CONNECTOR		
		QUILL WIPER			12.000	.810	1000558	HS8	V
11.000	.375	▲100042	HMS4	R	12.000	.812	HDL-3997-R	HDL	R
11.250	.625	1000117	HS7	R	12.000	.875	1000568	HS8	D
11.250	.625	1000118	HS8	R	12.000	1.000	1000588	HS8	R
		W/HOOK & EYE SPRING CONNECTOR			12.000	.350	511199	HD1	D
11.250	.625	1000128	HS8	D			QUILL WIPER		
11.250	.875	1000914	HDSA2	V	12.000	.625	▲100051	CRWH1	R
11.250	.625	1000108	HDS1	R	12.000	.625	1000520	HDS1	R
11.250	.625	1000110	HDS1	R	12.000	.625	1000529	HDS3	D
11.250	.625	1000111	HDS2	R			W/4 EA .500 ADJ. LUGS		
11.250	.625	1000113	HDS1	R	12.000	.625	100075	†CRWA1	R
		W/4 EA .125 LUGS			12.000	.688	1000530	HDS1	R
11.250	.625	1000114	HDS2	V	12.000	.750	1000523	HDS2	V
11.250	.625	1000115	HDS2	R	12.000	.750	1000540	HDS1	R
		W/4 EA .125 LUGS					W/4 EA .500 ADJ. LUGS		
11.250	.625	1000116	HDS1	V	12.000	.750	1000541	HDS1	R
		W/6 EA .125 LUGS					W/3 EA .125 LUGS		
11.250	.625	1000119	HDS3	D	12.000	.750	1000542	HDS2	R
		W/4 EA .500 ADJ. LUGS			12.000	.750	1000543	HDS1	V
11.250	.625	1000126	HDS2	V	12.000	.813	1000550	HDS1	R
		W/4 EA .125 LUGS			12.000	.875	1000560	HDS1	R
11.250	.625	1000129	HDS7	R	12.000	.875	1000950	HDSA1	RD
11.250	.625	1000313	HDS1	V	12.000	1.000	1000580	HDS1	R
11.250	.750	1000130	HDS1	R	12.000	1.000	1000582	HDS2	R
11.250	.875	1000910	HDSA1	RD	12.000	1.250	1000952	HDSA1	RD
11.252	.625	▲100044	CRWHA1	R	12.000	1.250	1000953	HDSB1	RD
11.370	.750	1000183	HDS2	V	12.000	1.250	1000955	HDSE1	RR
11.375	.750	1000180	HDS1	R	12.000	1.500	1000954	HDSA1	RD
11.500	.625	1000237	HS7	R	12.000	1.750	1000958	HDS02	RR
11.500	.625	1000238	HS8	R	12.125	.875	1000620	HDS1	R
		W/HOOK & EYE SPRING CONNECTOR			12.250	.812	HDL-3669-R	HDL	R
11.500	.687	HDL-3992-R	HDL	R	12.250	.875	1000660	HDS1	R
11.500	.750	1000257	HS7	R	12.438	.875	1000740	HDS1	R
					12.500	1.000	1000971	HDSA1	RD

★Contact manufacturer for availability
Bold numbers are preferred designs

† Includes Bore-Tite on O.D.
 ▲ WasteWatcher numbers

Complete size listing — Inches

Bore dia.	Width of seal	Stock no.	Type and style	Lip code	Bore dia.	Width of seal	Stock no.	Type and style	Lip code
10.063 SHAFT					10.236 SHAFT (Cont.)				
	2.250	86000	LDLSLV4		11.236	.500	1024018	HS8	R
	FOR SEAL SH SIZE 10.250		(260.35MM)		12.590	.984	1024690	HDS1	R
11.688	.750	1006330	HDS1	R	10.250 SHAFT				
11.688	.750	1006332	HDS1	R	11.250	.625	1025017	HS7	R
	W/4 EA .125 LUGS				11.250	.625	1025018	HS8	V
10.120 SHAFT					11.250	.563	102520	CRWH1	R
12.000	1.000	1012500	HDS1	R	11.438	1.000	1025104	HDS1	R
10.125 SHAFT					11.500	.625	1025117	HS7	R
11.375	.625	1013117	HS7	R	11.500	.625	1025118	HS8	R
11.625	.625	1013237	HS7	R	W/HOOK & EYE SPRING CONNECTOR				
11.625	.687	HDL-3999-R	HDL	R	11.500	.625	1025112	HDS2	D
11.625	.750	1013257	HS7	R	11.500	.625	1025119	HDS3	D
11.625	.688	1013240	HDS1	R	W/4 EA .500 ADJ. LUGS				
11.625	.688	1013242	HDS2	R	11.750	.625	1025237	HS7	R
11.625	.688	1013244	HDS1	R	11.750	.625	1025527	HS7	R
	W/4 EA .125 LUGS				11.750	.687	HDL-4004-R	HDL	R
11.625	.688	1013245	HDS2	R	11.750	.750	1025257	HS7	R
	W/4 EA .125 LUGS				11.750	.688	1025240	HDS1	R
11.625	.688	1013249	HDS3	D	11.750	.688	1025244	HDS2	V
	W/4 EA .500 ADJ. LUGS				11.750	.688	1025249	HDS3	D
11.625	.750	1013250	HDS1	R	11.750	.750	1025250	HDS1	R
11.750	.687	HDL-5989-R	HDL	R	11.750	.750	1025252	HDS2	R
11.750	.750	1012334	HS8	R	12.000	.625	1025368	HS8	R
	W/HOOK & EYE SPRING CONNECTOR				12.000	.625	102530	HDS3	D
11.750	.750	1012338	HS8	R	W/4 EA .500 ADJ. LUGS				
11.750	.688	1013320	HDS1	R	12.000	.750	1025380	HDS1	R
11.750	.688	1013329	HDS3	D	12.017	.750	1025428	HS8	R
	W/4 EA .500 ADJ. LUGS				12.017	.750	1025435	HS5	R
11.750	.938	1013930	HDSC1	RD	12.250	.625	1025528	HS8	R
12.000	.750	1013470	HDS1	R	W/HOOK & EYE SPRING CONNECTOR				
12.000	1.000	1013490	HDS1	R	12.250	.625	▲ 102540	CRWH1	R
12.125	.625	1013528	HS8	R	12.250	.625	1025520	HDS1	R
12.125	.875	1013560	HDS1	R	12.250	.625	1025529	HDS3	D
12.250	.875	1013620	HDS1	R	W/4 EA .500 ADJ. LUGS				
12.375	.875	1013660	HDS1	R	12.250	.750	1025540	HDS1	R
10.160 SHAFT					12.250	.750	1025543	HDS1	V
11.160	.500	1016018	HS8	R	12.250	1.000	1025580	HDS1	R
10.188 SHAFT					12.250	1.000	1025582	HDS2	D
	1.125	84962	LDLSLV4		12.250	1.250	1025951	HDSC1	RD
	FOR SEAL SH SIZE 10.375		(263.53MM)		12.375	.875	1025620	HDS1	R
.688	.875	524434	CT3	R	12.500	.750	1025133	HDS2	R
	BORE DIA. IS SHOULDER WIDTH				12.500	.875	1025660	HDS1	R
11.188	.500	1018019	HS8	D	10.313 SHAFT				
11.188	.500	1019017	HS7	R	1.500	85636	LDLSLV4		
11.188	.500	1019018	HS8	R	FOR SEAL SH SIZE 10.500		(266.70MM)		
11.438	.625	1019110	HDS1	R	2.000	85629	LDLSLV4		
11.688	.625	1019230	HDS1	R	FOR SEAL SH SIZE 10.500		(266.70MM)		
11.875	.625	1019347	HS7	R	2.250	85191	LDLSLV3		
12.000	.750	1018452	HDS2	V	FOR SEAL SH SIZE 10.500				
12.188	.875	1019560	HDS1	R	12.188	1.000	1031490	HDS1	R
12.250	1.000	1019600	HDS1	R	10.375 SHAFT				
12.313	.875	1019620	HDS1	R	11.625	.625	1038117	HS7	R
12.372	.719	1019640	HDS1	R	11.625	.875	1037912	HDSA2	D
12.438	.875	1019660	HDS1	R	11.625	.875	1037143	HDS1	V
10.220 SHAFT					11.625	.875	1038140	HDS1	R
11.750	.750	1022300	HDS1	R	11.625	.875	1038142	HDS2	R
10.236 SHAFT					11.625	.875	1038143	HDS2	D
	1.968	87738	LDLSLV3		11.875	.750	1038257	HS7	R
	FOR SEAL SH SIZE 10.424				11.875	.750	1038250	HDS1	R
					11.875	.750	1038252	HDS2	D
					12.197	1.000	1038440	HDS1	R

Complete size listing — Inches

Bore dia.	Width of seal	Stock no.	Type and style	Lip code	Bore dia.	Width of seal	Stock no.	Type and style	Lip code
10.375 SHAFT (Cont.)					10.500 SHAFT (Cont.)				
12.250	1.000	1038490	HDS1	R	12.000	.625	1050239	HDS3	D
12.375	.875	1038560	HDS1	R			W/4 EA .500 ADJ. LUGS		
12.375	.875	1038563	HDS2	D	12.000	.688	1050211	HDS7	H
12.500	.875	1038620	HDS1	R	12.000	.688	1050240	HDS1	R
12.625	.875	1038660	HDS1	R	12.000	.688	1050243	HDS2	R
10.415 SHAFT					12.000	.688	1050244	HDS2	D
11.625	.875	1041162	HDS2	D	12.000	.750	1050250	HDS1	R
10.438 SHAFT					12.000	.750	1050251	HDS2	V
1.063	1.500	596110	CT1	R	12.000	.750	1050252	HDS2	R
			BORE DIA. IS SHOULDER WIDTH		12.000	.750	1050253	HDS2	R
11.679	.875	1044140	HDS1	R			W/4 EA .188 LUGS		
11.688	.875	1043148	HS8	R	12.000	.750	1050254	HDS2	D
11.938	.750	1044257	HS7	R	12.000	.750	1050543	HDS1	V
12.430	1.000	1044550	HDS1	R	12.000	.875	1050916	HDSC1	RD
12.438	.875	1044560	HDS1	R	12.000	1.000	1050291	HDS1	D
12.500	1.000	1044600	HDS1	R	12.125	.625	1050312	HDS2	D
12.563	.875	1044620	HDS1	R	12.125	.625	105080	HDS3	D
12.625	1.000	1044640	HDS1	R			W/4 EA .500 ADJ. LUGS		
12.688	.875	1044660	HDS1	R	12.125	.750	1050330	HDS1	R
10.441 SHAFT					12.250	.750	1050380	HDS1	R
	2.165	86798	LDSL4		12.344	.906	1050440	HDS1	R
		FOR SEAL SH SIZE 10.629	(269.98MM)		12.500	.625	1050527	HS7	R
10.500 SHAFT					12.500	.625	1050528	HS8	R
	1.000	85072	LDSL4				W/HOOK & EYE SPRING CONNECTOR		
		FOR SEAL SH SIZE 10.688	(271.48MM)		12.500	.812	HDL-4017-R	HDL	R
	1.500	85839	LDSL4		12.500	.916	1050577	HS7	R
		FOR SEAL SH SIZE 10.688	(271.48MM)		12.500	.625	▲105051	CRWH1	R
	2.750	86013	LDSL4		12.500	.625	1050520	HDS1	R
		FOR SEAL SH SIZE 10.688			12.500	.625	1050523	HDS2	R
11.500	.500	1050014	HS8	R	12.500	.625	1050524	HDS2	V
		W/HOOK & EYE SPRING CONNECTOR			12.500	.625	1050525	HDS1	R
11.500	.500	1050017	HS7	R			W/6 EA .125 LUGS		
11.500	.500	1050018	HS8	R	12.500	.625	1050529	HDS3	D
11.500	.500	594200	HS8	V			W/4 EA .500 ADJ. LUGS		
11.500	.625	1050037	HS7	R	12.500	.688	1050530	HDS1	R
11.500	.625	1050038	HS8	R	12.500	.750	1050540	HDS1	R
		W/HOOK & EYE SPRING CONNECTOR			12.500	.750	1050542	HDS2	R
11.500	.350	532293	HD1	D	12.500	.750	1050544	HDS2	V
		QUILL WIPER			12.500	.813	1050550	HDS1	R
11.750	.625	1050117	HS7	R	12.500	.875	1050560	HDS1	R
11.750	.625	1050118	HS8	R	12.500	.906	1050570	HDS1	R
		W/HOOK & EYE SPRING CONNECTOR			12.500	1.000	1050578	HDS1	D
11.750	.625	▲105010	CRWH1	R	12.500	1.000	1050580	HDS1	R
11.750	.625	1050110	HDS1	R	12.500	1.000	1050582	HDS2	R
11.750	.625	1050112	HDS2	R	12.500	1.000	1050593	HDS2	V
11.750	.625	1050113	HDS1	V	12.500	1.000	1050956	HDSA1	RD
11.750	.625	1050119	HDS3	D	12.500	1.000	1050958	HDSB1	RD
		W/4 EA .500 ADJ. LUGS			12.500	1.250	1050957	HSDS2	RR
11.750	.875	1050140	HDS1	R			W/LUBE HOLES ON O.D.		
12.000	.625	1050236	HS8	R	12.625	.875	1050620	HDS1	R
		W/HOOK & EYE SPRING CONNECTOR			12.625	1.000	1050630	HDS1	R
12.000	.625	1050237	HS7	R	12.750	.875	1050660	HDS1	R
12.000	.625	1050238	HS8	R	12.750	1.250	1050690	HDS1	R
12.000	.687	HDL-4011-R	HDL	R	13.000	.688	1050754	HDS2	V
12.000	.750	1050257	HS7	R	10.531 SHAFT				
12.000	.750	1050258	HS8	R	12.031	.625	1053237	HS7	R
12.000	1.250	1050912	HDS2	RR	10.557 SHAFT				
12.000	.688	1050242	HDS2	V			2.250	85491	LDSL4
12.000	.688	1050248	HDS2	V			FOR SEAL SH SIZE 10.745	(272.92MM)	
		W/4 EA .250 LUGS			10.562 SHAFT				
12.000	.625	1050230	HDS1	R			1.750	86468	LDSL4
							FOR SEAL SH SIZE 10.750	(273.05MM)	

★Contact manufacturer for availability
Bold numbers are preferred designs

† Includes Bore-Tite on O.D.
 ▲ WasteWatcher numbers

Complete size listing — Inches

Bore dia.	Width of seal	Stock no.	Type and style	Lip code	Bore dia.	Width of seal	Stock no.	Type and style	Lip code
10.562 SHAFT (Cont.)					10.750 SHAFT (Cont.)				
	1.813	86544	LDSL4		12.250	.750	1075257	HS7	R
	FOR SEAL SHAFT SIZE 10.750				12.250	.625	1075230	HDS1	R
10.563 SHAFT					12.250	.625	1075232	HDS2	D
	1.500	87768	LDSL4		12.250	.625	1075239	HDS3	D
	FOR SEAL SH SIZE 10.563				W/4 EA .500 ADJ. LUGS				
10.625 SHAFT					12.250	.688	1075240	HDS1	R
11.375	.313	106205	HM14	R	12.250	.750	1075250	HDS1	R
11.812	.625	1063100	HDS1	R	12.250	.813	1075920	HDSA1	RD
11.875	.625	1063117	HS7	R	12.250	.875	1075928	HDSC1	RD
12.125	.750	1063257	HS7	R	12.250	1.025	1075910	HDSC1	R
12.125	.750	1063250	HDS1	R	12.250	1.250	1075923	HDS2	VV
12.250	.750	1063330	HDS1	R	12.375	.625	1075310	HDS1	R
12.375	.750	1063380	HDS1	R	12.500	.875	HDL-4033-R	HDL	R
12.500	.750	1063470	HDS1	R	12.500	.625	1075360	HDS1	R
12.500	.969	1062945	HDSA1	RD	12.500	.625	1075365	HDS2	R
12.625	.875	1063560	HDS1	R	W/4 EA .125 LUGS				
12.750	.875	1063620	HDS1	R	12.500	.625	1075366	HDS2	V
12.875	.875	1063660	HDS1	R	12.500	.625	1075367	HDS1	V
13.000	.750	1063710	HDS1	R	12.500	.625	1075369	HDS3	D
13.000	.750	1063712	HDS2	R	W/4 EA .500 ADJ. LUGS				
13.000	1.000	1063971	HDSB1	RD	12.500	.688	1075375	HDS2	R
10.630 SHAFT					W/4 EA .125 LUGS				
12.254	.630	1063310	HDS1	R	12.500	.875	1075942	HDSA2	RD
10.688 SHAFT					12.625	.750	1075470	HDS1	R
12.500	.625	1068453	HDS2	V	12.750	.625	HDL-3014-R	HDL	R
12.500	.625	1068456	HDS1	V	12.750	.625	1075527	HS7	R
12.500	1.000	1068940	HDSA1	RD	12.750	.625	1075528	HS8	R
12.688	.750	1069540	HDS1	R	W/HOOK & EYE SPRING CONNECTOR				
13.000	.688	1068693	HDS2	V	12.750	.625	▲ 107551	CRWH1	R
10.709 SHAFT					12.750	.625	1075520	HDS1	R
11.960	.630	1071110	HDS1	R	12.750	.625	1075523	HDS2	D
10.710 SHAFT					12.750	.625	1075524	HDS2	V
12.511	.625	1071448	HS8	R	12.750	.625	1075529	HDS3	D
10.750 SHAFT					W/4 EA .500 ADJ. LUGS				
	2.500	86435	LDSL4		12.750	.750	1075540	HDS1	R
	FOR SEAL SH SIZE 10.938 (277.83MM)				12.750	.750	527312	HDS1	V
	.310	402752	VR3	R	12.750	.813	1075550	HDS1	R
	SHAFT RANGE 10.240 - 11.220				12.750	.875	1075560	HDS1	R
	.310	402756	VR3	V	12.750	1.000	1075580	HDS1	R
	SHAFT RANGE 10.240 - 11.220				12.750	1.000	1075582	HDS2	R
.688	1.125	594369	CT1	R	12.750	1.000	1075583	HDS1	V
BORE DIA. IS SHOULDER WIDTH W/BUTT JOINT					12.750	1.000	1075584	HDS2	V
11.750	.500	1075018	HS8	R	12.875	.875	1075620	HDS1	R
12.000	.625	1075117	HS7	R	12.900	1.375	1075642	HDS1	R
12.000	.625	1075118	HS8	R	12.938	.719	510304	HS9	R
12.000	.625	1075128	HS8	V	13.000	.875	1075660	HDS1	R
12.000	.625	1075114	HDS2	V	13.250	1.000	1075780	HDS1	R
12.000	1.375	1075912	HDS2	RR	13.371	1.250	107591	HDSB1	RD
W/LUBE HOLES ON O.D.					10.788 SHAFT				
12.000	.625	1075110	HDS1	R	12.250	.688	1078192	HDS2	D
12.000	.625	1075112	HDS2	R	10.813 SHAFT				
12.000	.625	1075115	HDS2	R	1.000	81389	LDSL4		
W/4 EA .125 LUGS					FOR SEAL SH SIZE 11.000 (279.40MM)				
12.000	1.375	1075918	HDSE1	RR	2.000	85033	LDSL4		
W/SS SPRING & LUBE HOLES					FOR SEAL SH SIZE 11.000 (279.40MM)				
12.250	.625	1075237	HS7	R	1.750	86469	LDSL4		
12.250	.625	1075238	HS8	R	FOR SEAL SH SIZE 11.001 (279.43MM)				
W/HOOK & EYE SPRING CONNECTOR					10.827 SHAFT				
12.250	.687	HDL-4023-R	HDL	R	12.205	.630	1082150	HDS1	V

Complete size listing — Inches

Bore dia.	Width of seal	Stock no.	Type and style	Lip code	Bore dia.	Width of seal	Stock no.	Type and style	Lip code
10.846 SHAFT					11.000 SHAFT (Cont.)				
	.709	86601	LDSL4		12.250	.625	1100110	HDS1	R
	FOR SEAL SH SIZE 11.034		(280.26MM)		12.250	.625	1100112	HDS2	R
10.875 SHAFT					12.250	.625	1100113	HDS2	D
		108711	HDDFBV1	R	12.250	.625	1100115	HDS2	R
	2.000	84510	LDSL4				W/4 EA .125 LUGS		
	FOR SEAL SH SIZE 11.063		(281.00MM)		12.250	.625	1100119	HDS3	D
12.125	.625	1088118	HS8	R			W/4 EA .500 ADJ. LUGS		
12.125	.625	1088110	HDS1	R	12.250	.625	▲ 110030	CRWHA1	R
12.260	1.000	1088190	HDS1	R	12.500	.625	1100237	HS7	R
12.375	.750	1088257	HS7	R	12.500	.625	1100238	HS8	R
12.375	.750	1087253	HDS1	V			W/HOOK & EYE SPRING CONNECTOR		
12.375	.750	1088250	HDS1	R	12.500	.687	HDL-4611-R	HDL	R
12.500	.687	HDL-4028-R	HDL	R	12.500	.750	1100152	HS6	R
12.500	1.000	1088340	HDS1	R			W/HOOK & EYE SPRING CONNECTOR		
12.750	.688	1087468	HS8	R	12.500	.750	1100257	HS7	R
12.875	.578	527099	HS6	R	12.500	.750	1100258	HS8	R
12.875	.875	1088560	HDS1	R	12.500	.625	1100220	HDS1	R
12.969	1.540	108710	HDDF1	R			W/4 EA .500 ADJ. LUGS		
					12.500	.625	1100230	HDS1	R
13.000	.875	1088620	HDS1	R	12.500	.625	1100233	HDS1	V
13.125	.875	1088660	HDS1	R	12.500	.625	1100239	HDS3	D
10.885 SHAFT							W/4 EA .500 ADJ. LUGS		
12.125	.625	1088068	HDS1	R	12.500	.750	1100250	HDS1	R
10.938 SHAFT					12.500	.875	1100270	HDS1	R
12.188	.625	1094110	HDS1	R	12.500	1.250	1100912	HDS2	RR
12.688	.625	1094360	HDS1	R	12.500	1.250	1100918	HDSA1	RD
12.750	.625	1093440	HDS1	R	12.625	.250	511460	HD1	D
11.000 SHAFT							QUILL WIPER		
1.000		81351	LDSL4		12.680	.750	1100330	HDS1	R
	FOR SEAL SH SIZE 11.188		(284.18MM)		13.000	.625	1100521	HS8	D
1.375		86533	LDSL4				W/HOOK & EYE SPRING CONNECTOR		
	FOR SEAL SH SIZE 11.188		(284.18MM)		13.000	.625	1100526	HS8	R
1.500		86486	LDSL4				W/HOOK & EYE SPRING CONNECTOR		
	FOR SEAL SH SIZE 11.188		(284.18MM)		13.000	.625	1100527	HS7	R
2.125		86168	LDSL3		13.000	.625	1100528	HS8	R
	FOR SEAL SH SIZE 11.188		(284.18MM)		13.000	.812	HDL-4036-R	HDL	R
2.500		86378	LDSL3		13.000	.813	1100557	HS7	R
	FOR SEAL SH SIZE 11.188		(284.18MM)		13.000	.813	1100558	HS8	V
2.500		86454	LDSL4		13.000	.625	▲ 110051	CRWH1	R
	FOR SEAL SH SIZE 11.188		(284.18MM)		13.000	.625	1100518	HDS3	D
.790		402750	VR1	R			W/4 EA .500 ADJ LUGS & SS CASE		
	SHAFT RANGE 10.430 - 11.420				13.000	.625	1100520	HDS1	R
.790		402754	VR1	V	13.000	.625	1100523	HDS2	V
	SHAFT RANGE 10.430 - 11.420				13.000	.625	1100524	HDS1	V
.688	1.125	524206	CT1	R	13.000	.625	1100529	HDS3	D
	BORE DIA. IS SHOULDER WIDTH						W/4 EA .500 ADJ. LUGS		
.813	1.250	524928	CT1	R	13.000	.688	1100530	HDS1	R
	BORE DIA. IS SHOULDER WIDTH				13.000	.750	1100540	HDS1	R
12.000	.500	★ 718053	BV	R	13.000	.812	1100555	HDS2	R
12.000	.500	721550	BV	V			W/4 EA .500 ADJ. LUGS		
12.000	.500	1100017	HS7	R	13.000	.813	1100550	HDS1	R
12.000	.625	1100027	HS7	R	13.000	.813	1100553	HDS2	R
12.181	.591	1100048	HS8	R	13.000	.875	1100560	HDS1	R
12.250	.625	1100117	HS7	R	13.000	.875	1100950	HDSA1	RD
12.250	.625	1100118	HS8	R	13.000	1.000	1100580	HDS1	R
	W/HOOK & EYE SPRING CONNECTOR				13.000	1.000	1100585	HDS2	R
12.250	.625	1100102	HDS2	D	13.000	1.000	1100951	HDSA1	RD
	W/4 EA .125 LUGS				13.000	1.250	1100952	HDSA1	RD
12.250	.625	1100103	HDS1	V	13.000	1.250	1100953	HDSB1	RD
12.250	.625	1100104	HDS2	V	13.000	1.250	1100954	HDSC1	RD
					13.000	1.250	1100958	HDSE1	RR
					13.125	.875	1100620	HDS1	R
					13.250	.875	1100660	HDS1	R
					13.500	.687	HDL-3060-R	HDL	R
					13.500	1.250	1100971	HDSA1	RD

★ Contact manufacturer for availability
Bold numbers are preferred designs

† Includes Bore-Tite on O.D.
 ▲ WasteWatcher numbers

Complete size listing — Inches

Bore dia.	Width of seal	Stock no.	Type and style	Lip code	Bore dia.	Width of seal	Stock no.	Type and style	Lip code
11.001 SHAFT					11.250 SHAFT (Cont.)				
	1.000	90139	LDSL4		12.750	.625	1125238	HS8	R
	FOR SEAL SH SIZE 11.189		(284.28MM)					W/HOOK & EYE SPRING CONNECTOR	
11.023 SHAFT					12.750	.750	1125218	HS8	V
	1.181	87142	LDSL4					W/HOOK & EYE SPRING CONNECTOR	
	FOR SEAL SH SIZE 11.212		(284.80MM)		12.750	.750	1125257	HS7	R
11.024 SHAFT					12.750	.625	1125230	HDS1	R
12.197	.630	1102082	HDS2	D	12.750	.625	1125239	HDS3	D
13.378	.984	1102690	HDS1	R				W/4 EA .500 ADJ. LUGS	
11.026 SHAFT					12.750	.688	1125240	HDS1	R
12.256	.750	1102042	HDS2	R	12.750	.750	1125250	HDS1	R
11.031 SHAFT					12.750	.750	1125252	HDS2	D
	1.260	87525	LDSL4		12.750	.750	1125253	HDS1	V
	FOR SEAL SH SIZE 11.219				12.750	.875	1125270	HDS1	R
12.031	.625	1103027	HS7	R	12.750	1.250	1125920	HDSE1	RR
11.054 SHAFT					12.750	.625	1125219	HDS7	H
	1.750	85469	LDSL4		13.250	.625	1125527	HS7	R
	FOR SEAL SH SIZE 11.250		(285.75MM)		13.250	.625	1125528	HS8	R
11.063 SHAFT								W/HOOK & EYE SPRING CONNECTOR	
12.250	.750	1105201	HDS1	R	13.250	.813	1125557	HS7	R
12.500	.750	1106200	HDS1	R	13.250	.625	1125522	HDS2	R
12.750	.750	1106340	HDS1	R	13.250	.625	1125524	HDS2	R
13.000	.750	1106430	HDS1	R				W/4 EA .375 LUGS	
13.063	.875	1106560	HDS1	R	13.250	.625	1125529	HDS3	D
13.188	.875	1106620	HDS1	R				W/4 EA .500 ADJ. LUGS	
13.313	.875	1106660	HDS1	R	13.250	.813	1125550	HDS1	R
11.125 SHAFT					13.250	.813	1125553	HDS2	R
12.125	.500	1112018	HS8	R	13.250	.875	1125560	HDS1	R
12.375	.625	1113118	HS8	R	13.250	.938	1125570	HDS1	R
12.750	1.000	1113340	HDS1	R	13.250	1.000	1125580	HDS1	R
13.000	1.000	1113490	HDS1	R	13.375	.875	1125620	HDS1	R
13.125	.875	1113560	HDS1	R	13.500	.875	1125660	HDS1	R
13.250	.875	1113620	HDS1	R	13.500	.875	1125661	HDS1	R
13.375	.875	1113660	HDS1	R				W/4 EA .125 LUGS	
11.187 SHAFT					13.500	1.000	1125680	HDS1	R
	1.250	86269	LDSL4		13.500	1.000	1125792	HDS2	R
	FOR SEAL SH SIZE 11.375		(288.93MM)		11.313 SHAFT				
11.188 SHAFT									
	2.250	85212	LDSL4		1.500	84094	LDSL4		
	FOR SEAL SH SIZE 11.375		(288.93MM)			FOR SEAL SH SIZE 11.500		(292.10MM)	
12.188	.500	1119017	HS7	R	2.000	87746	LDSL4		
12.500	.625	1118122	HDS2	R		FOR SEAL SH SIZE 11.501			
12.500	.750	1118130	HDS1	R	13.000	.625	1131340	HDS1	R
13.500	1.000	1118680	HDS1	R	13.312	.875	1131560	HDS1	R
11.190 SHAFT					13.438	.875	1131620	HDS1	R
	2.250	87566	LDSL4		13.562	.875	1131660	HDS1	R
	FOR SEAL SH SIZE 11.378				11.344 SHAFT				
11.250 SHAFT					12.594	.625	1134117	HS7	R
12.000	.375	711566	BV	R	11.375 SHAFT				
12.250	.625	1125027	HS7	R					
12.500	.625	1125117	HS7	R	2.250	86145	LDSL4		
12.500	.625	1125110	HDS1	R		FOR SEAL SH SIZE 11.563		(293.70MM)	
12.500	.625	1125111	HDS2	R	12.375	.500	1138017	HS7	R
12.500	.625	1125113	HDS1	V	12.625	.625	1138117	HS7	R
12.750	.625	1125235	HS5	R	12.875	.750	1138256	HS8	R
12.750	.625	1125237	HS7	R				W/HOOK & EYE SPRING CONNECTOR	
					12.875	.750	1138257	HS7	R
					12.875	.750	1138258	HS8	R
					12.875	.750	1138250	HDS1	R
					12.875	.750	1138251	HDS1	R
								W/4 EA .125 LUGS	
					12.875	.750	1138252	HDS2	R
					12.875	.750	1138259	HDS3	D
								W/4 EA .500 ADJ. LUGS	
					13.000	.625	▲ 113740	CRW1	R

Complete size listing — Inches

Bore dia.	Width of seal	Stock no.	Type and style	Lip code	Bore dia.	Width of seal	Stock no.	Type and style	Lip code
11.375 SHAFT (Cont.)					11.500 SHAFT (Cont.)				
13.000	.625	1138319	HDS3	D	12.750	.625	1150119	HDS3	D
		W/4 EA .500 ADJ. LUGS					W/4 EA .500 ADJ. LUGS		
13.000	.688	1138320	HDS1	R	12.750	.625	1150127	HDS1	V
13.000	.688	1138322	HDS1	R	12.750	.625	594376	HDS2	R
		W/4 EA .125 LUGS			12.750	1.500	1150912	HDSE2	DD
13.000	.688	1138323	HDS2	R	12.875	.688	1150170	HDS1	R
13.000	.688	1138325	HDS1	R	13.000	.625	1150237	HS7	R
		W/8 EA .250 LUGS			13.000	.625	1150238	HS8	R
13.000	.750	1138330	HDS1	R			W/HOOK & EYE SPRING CONNECTOR		
13.000	.750	1138331	HDS1	R	13.000	.687	HDL-4057-R	HDL	R
		W/4 EA .125 LUGS			13.000	.750	1150257	HS7	R
13.000	.750	1138334	HDS1	R	13.000	.750	1150258	HS8	R
		W/8 EA .250 LUGS			13.000	.750	1150259	HS8	D
13.375	.812	HDL-4052-R	HDL	R			W/HOOK & EYE SPRING CONNECTOR		
13.375	1.000	1138588	HS8	R	13.000	.625	1150114	HDS2	V
13.375	.813	1138550	HDS1	R	13.000	.625	▲ 115021	CRWH1	R
13.375	1.000	1138580	HDS1	R	13.000	.625	1150239	HDS3	D
13.500	.875	1138620	HDS1	R			W/4 EA .500 ADJ. LUGS		
13.500	1.000	1138630	HDS1	R	13.000	.688	1150212	HDS2	R
13.625	.875	1138660	HDS1	R			W/4 EA .125 LUGS		
11.417 SHAFT					13.000	.688	1150240	HDS1	R
	1.750	86441	LDSL4		13.000	.688	1150242	HDS1	R
		FOR SEAL SH SIZE 11.605 (294.77MM)					W/6 EA .375 LUGS		
12.981	.625	1141228	HS8	R	13.000	.688	1150243	HDS2	R
12.984	.630	592915	HDS1	R	13.000	.688	1150244	HDS2	R
12.994	.875	1141937	HDSA1	V			W/6 EA .250 LUGS		
13.000	.875	1141273	HDSA2	V	13.000	.709	1150241	HDS1	R
13.142	.750	1142332	HDS2	R	13.000	.750	115025	HDSA1	RD
13.142	.750	1142334	HDS2	R	13.000	.750	1150250	HDS1	R
		W/4 EA .375 LUGS			13.000	.750	1150253	HDS2	R
11.422 SHAFT					13.000	.750	1150254	HDS1	D
12.922	.750	1142257	HS7	R	13.000	.750	1150283	HDS1	V
11.438 SHAFT					13.000	.750	1150919	HDSA1	DD
13.000	.688	1144300	HDS1	R	13.000	.875	1150925	HDSA1	DD
13.000	.688	1144305	HDS1	R	13.000	1.063	1150920	HDSA1	RD
		W/4 EA .500 LUGS			13.000	.688	1150210	HDS2	V
13.625	.875	1144620	HDS1	R	13.125	1.000	1150340	HDS1	R
13.688	.875	1144660	HDS1	R	13.250	.750	594850	HS5	R
11.446 SHAFT					13.250	.750	1150380	HDS1	R
13.430	.875	1144560	HDS1	R	13.375	.750	1150470	HDS1	R
11.500 SHAFT					13.500	.625	1150526	HS8	D
	.750	86150	LDSL4		13.500	.625	1150527	HS7	R
		FOR SEAL SH SIZE 11.688 (296.88MM)			13.500	.625	1150528	HS8	R
	.750	90761	LDSL4				W/HOOK & EYE SPRING CONNECTOR		
		FOR SEAL SHAFT SIZE 11.688			13.500	.812	HDL-4063-R	HDL	R
12.500	.500	1150018	HS8	R	13.500	.813	1150557	HS7	R
12.500	.500	1150019	HS8	D	13.500	1.000	1150578	HS8	R
		W/HOOK & EYE SPRING CONNECTOR			13.500	1.000	1150587	HS7	R
12.500	.500	595181	HS5	R	13.500	1.000	511766	HS7	R
12.500	.625	1150017	HS7	R	13.500	1.000	525669	HS6	R
12.500	.625	1150028	HS8	R	13.500	.625	▲ 115041	CRWH1	R
		W/HOOK & EYE SPRING CONNECTOR			13.500	.625	1150522	HDS2	R
12.750	.625	1150116	HS8	R	13.500	.625	1150524	HDS2	V
		W/HOOK & EYE SPRING CONNECTOR			13.500	.625	1150529	HDS3	D
12.750	.625	1150117	HS7	R			W/4 EA .500 ADJ. LUGS		
12.750	.625	1150118	HS8	R	13.500	.688	1150284	HDS1	V
12.750	.625	1150110	HDS1	R	13.500	.688	1150530	HDS1	R
12.750	.625	1150112	HDS2	R	13.500	.750	1150540	HDS1	R
12.750	.625	1150113	HDS2	D	13.500	.750	1150546	HDS2	R
							W/4 EA .125 LUGS		
					13.500	.750	1150547	HDS1	V
					13.500	.813	1150550	HDS1	R
					13.500	.813	1150552	HDS2	V
					13.500	.813	1150553	HDS1	V
					13.500	.875	1150560	HDS1	R

★Contact manufacturer for availability
Bold numbers are preferred designs

† Includes Bore-Tite on O.D.
 ▲ WasteWatcher numbers

Complete size listing — Inches

Bore dia.	Width of seal	Stock no.	Type and style	Lip code	Bore dia.	Width of seal	Stock no.	Type and style	Lip code
11.500 SHAFT (Cont.)					11.750 SHAFT (Cont.)				
13.500	1.000	1150572	HDS2	D	13.250	.750	1175253	HDS1	R
13.500	1.000	1150580	HDS1	R			W/4 EA .125	LUGS	
13.500	1.000	1150582	HDS2	R	13.250	.750	1175254	HDS2	R
13.500	1.250	1150953	HDS1	RR			W/4 EA .125	LUGS	
13.500	1.250	1150954	HDS2	RR	13.250	.750	1175255	HDS2	V
13.625	.875	1150620	HDS1	R	13.250	.750	1175283	HDS1	V
13.750	.875	1150660	HDS1	R	13.250	.875	1175920	HDSC1	RD
11.562 SHAFT					13.250	.875	1175924	HDSA2	VD
	1.000	90333	LDSL4		13.250	.688	1175219	HDS7	R
	FOR SEAL SH SIZE 11.75		(298.45MM)		13.252	.750	1175300	HDS1	R
11.575 SHAFT					13.500	.625	1175360	HDS1	R
12.575	.500	1158017	HS7	R	13.750	.625	1175527	HS7	R
11.623 SHAFT					13.750	.813	1175557	HS7	R
	1.417	87875	LDSL3		13.750	1.000	1175587	HS7	R
	FOR SEAL SH SIZE 11.811				13.750	.625	117570	HDS3	D
11.625 SHAFT							W/4 EA .500 ADJ.	LUGS	
		116501	HDDFBV1	R	13.750	.875	1175560	HDS1	R
12.875	.625	1162112	HDS2	R	13.750	.875	1175563	HDS2	D
13.125	.750	1162216	HS6	R	13.750	.875	1175565	HDS2	R
13.125	.750	1163257	HS7	R			W/4 EA .125	LUGS	
13.125	.750	1163259	HS8	D	13.750	.875	1175569	HDS3	D
13.125	.688	1163244	HDS2	V			W/4 EA .500 ADJ.	LUGS	
13.125	1.000	1163290	HDS1	R	13.750	1.000	1175580	HDS1	R
13.191	.750	1163250	HDS1	R	13.750	1.000	1175582	HDS2	R
13.250	1.290	116500	HDDF1	R	13.750	1.000	1175583	HDS1	V
		O.D. LISTED IS SEAL I.D.			13.750	1.250	1175952	HDSB1	RD
13.625	.813	1163557	HS7	R	13.750	1.813	1175595	HDS1	R
11.688 SHAFT					13.875	.875	1175620	HDS1	R
12.938	.625	1169110	HDS1	R	14.000	.875	1175660	HDS1	R
13.062	.750	1169180	HDS1	R	14.000	1.000	1175680	HDS1	R
13.188	.625	1169235	HS7	V	11.808 SHAFT				
13.500	.866	530513	HS8	R	13.308	.750	1180257	HS7	R
		1 PKG/2 CUTS			11.811 SHAFT				
11.750 SHAFT							2.500	86903	LDSL4
	2.375	87872	LDSL3				FOR SEAL SH SIZE 11.999		(284.46MM)
					12.811	.500	596055	HS6	V
	.310	403002	VR3	R			W/HOOK & EYE SPRING CONNECTOR		
		SHAFT RANGE 11.220 - 12.200			13.311	.750	1181218	HS8	R
	.310	403006	VR3	V	13.378	.709	1181300	HDS1	R
		SHAFT RANGE 11.220 - 12.200			13.386	.787	1181258	HS8	R
	.688	1.125	593629	CT1			W/HOOK & EYE SPRING CONNECTOR		
	BORE DIA. IS SHOULDER WIDTH W/BUTT JOINT				13.575	.984	1181428	HS8	R
13.000	.625	1175118	HS8	R			W/HOOK & EYE SPRING CONNECTOR		
13.188	.875	1175190	HDS1	R	13.780	.984	1181500	HDS1	R
13.250	.625	1175236	HS8	R	11.812 SHAFT				
		W/HOOK & EYE SPRING CONNECTOR					1.125	86643	LDSL4
13.250	.625	1175237	HS7	R			FOR SEAL SH SIZE 12.000		(304.80MM)
13.250	.625	1175238	HS8	R			1.125	86687	LDSL4
13.250	.687	HDL-4064-R	HDL	R			FOR SEAL SH SIZE 12.000		(304.80MM)
13.250	.750	1175257	HS7	R	11.813 SHAFT				
13.250	.750	1175258	HS8	V			1.500	85979	LDSL4
		W/HOOK & EYE CONNECTOR					FOR SEAL SH SIZE 12.000		(304.80MM)
13.250	.625	1175239	HDS3	D			2.000	85874	LDSL4
		W/4 EA .500 ADJ. LUGS					FOR SEAL SH SIZE 12.000		(304.80MM)
13.250	.688	1175224	HDS2	V			2.250	84819	LDSL3
13.250	.688	1175240	HDS1	R			FOR SEAL SH SIZE 12.000		(304.80MM)
13.250	.688	1175243	HDS1	V			2.250	85046	LDSL4
13.250	.750	1175250	HDS1	R			FOR SEAL SH SIZE 12.000		(304.80MM)
13.250	.750	1175252	HDS2	R			2.750	85844	LDSL4
							FOR SEAL SH SIZE 12.000		(304.80MM)
					12.813	.500	1181017	HS7	R

Complete size listing — Inches

Bore dia.	Width of seal	Stock no.	Type and style	Lip code	Bore dia.	Width of seal	Stock no.	Type and style	Lip code	
11.813 SHAFT (Cont.)					12.000 SHAFT (Cont.)					
13.250	1.000	1181195	HDS1	R	13.000	.500	1200018	HS8	R	
13.313	.750	1181257	HS7	R	13.000	.500	1200028	HS8	D	
13.780	1.000	1181577	HS7	R	13.000	.625	1200037	HS7	R	
13.812	.875	1181560	HDS1	R	13.000	.350	511200	HD1	D	
13.938	.875	1181620	HDS1	R			QUILL WIPER			
14.000	.750	1180614	HDS2	R	13.250	.625	1200117	HS7	R	
		W/4 EA .250 LUGS			13.250	.625	1200118	HS8	R	
14.000	.750	1181619	HDS3	D			W/HOOK & EYE SPRING CONNECTOR			
		W/4 EA .500 ADJ. LUGS			13.250	.625	1200110	HDS1	R	
14.000	.875	1181593	HDS2	V	13.250	.625	1200119	HDS3	D	
14.000	.875	1181640	HDS1	R			W/4 EA .500 ADJ. LUGS			
14.000	1.000	1181641	HDS1	R	13.250	1.000	1200100	HDS1	V	
14.000	1.250	1181960	HDSE1	RR	13.250	1.000	1200150	HDS1	R	
14.063	.875	1181660	HDS1	R	13.279	1.000	1200103	HDS2	V	
11.875 SHAFT					13.500	.625	1200236	HS8	R	
	.790	403000	VR1	R			W/HOOK & EYE SPRING CONNECTOR			
		SHAFT RANGE 11.420 - 12.200			13.500	.625	1200237	HS7	R	
	.790	403004	VR1	V	13.500	.625	1200238	HS8	R	
		SHAFT RANGE 11.420 - 12.200			13.500	.687	HDL-4612-R	HDL	R	
12.875	.625	1187028	HS8	R	13.500	.750	1200257	HS7	R	
		W/HOOK & EYE SPRING CONNECTOR			13.500	.750	1200258	HS8	R	
13.125	.625	1188118	HS8	R	13.500	.750	1200259	HS7	V	
13.375	.750	1188257	HS7	R	13.500	.750	593650	HS9	R	
11.906 SHAFT					13.500	.625	1200230	HDS1	R	
13.156	.625	1191117	HS7	R	13.500	.625	1200231	HDS2	R	
11.938 SHAFT					13.500	.625	1200233	HDS1	V	
13.938	.625	1194527	HS7	R	13.500	.625	1200235	HDS2	R	
13.938	.625	1194520	HDS1	R			W/ 4 EA .125" LUGS			
11.947 SHAFT					13.500	.625	1200239	HDS3	D	
13.947	1.000	1194588	HS8	R			W/4 EA .500 ADJ. LUGS			
11.950 SHAFT					13.500	.625	1200280	HDS1	D	
14.000	.688	1195530	HDS1	R	13.500	.688	1200220	HDS1	R	
11.952 SHAFT							W/4 EA .500 ADJ. LUGS			
13.952	1.000	1195588	HS8	R	13.500	.688	1200240	HDS1	R	
11.963 SHAFT					13.500	.688	1200241	HDS1	R	
13.963	1.000	1196588	HS8	R			W/4 EA .063 LUGS			
11.968 SHAFT					13.500	.688	1200242	HDS1	R	
	.709	86600	LDSL4				W/4 EA .125 LUGS			
		FOR SEAL SH SIZE 12.156	(308.76MM)		13.500	.688	1200243	HDS2	R	
	.688	.875	528036	CT3	R	13.500	.688	1200245	HDS1	R
		BORE DIA. IS SHOULDER WIDTH	W/BUTT JOINT				W/4 EA .375 LUGS			
11.971 SHAFT					13.500	.750	1200250	HDS1	R	
13.771	1.000	1197588	HS8	R	13.500	.750	1200252	HDS1	R	
12.000 SHAFT							W/4 EA .188 LUGS			
	2.250	85577	LDSL4		13.500	.750	1200254	HDS1	R	
		FOR SEAL SH SIZE 12.188	(309.58MM)				W/8 EA .125 LUGS			
	2.250	87406	LDSL3		13.500	.750	1200255	HDS2	R	
		FOR SEAL SH SIZE 12.188	(309.58MM)		13.500	.875	1200920	HDSA1	RD	
.688	.875	524380	CT3	R	13.500	.625	1213210	HDS7	R	
		BORE DIA. IS SHOULDER WIDTH			13.500	.625	1213211	HDS7	R	
.813	1.250	524208	CT1	R			W/4 EA .313 LUGS			
		BORE DIA. IS SHOULDER WIDTH			13.625	.625	120045	HDS3	D	
1.063	1.500	525582	CT1	R			W/4 EA .500 ADJ. LUGS			
		BORE DIA. IS SHOULDER WIDTH			13.625	.688	1200300	HDS1	D	
13.000	.500	1200015	HS5	R	13.625	.688	1200320	HDS1	R	
13.000	.500	1200017	HS7	R	13.625	.688	1200324	HDS1	R	
							W/4 EA .250 LUGS			
					13.625	.750	1200330	HDS1	R	
					13.625	.750	1200338	HDS1	D	
					13.688	.875	1200340	HDS1	R	
					13.750	.750	1200380	HDS1	R	
					13.938	.688	1200500	HDS7	R	
					13.992	1.750	1200940	HDS01	RR	
					14.000	.625	1200524	HS8	R	
							W/HOOK & EYE SPRING CONNECTOR			

★Contact manufacturer for availability
Bold numbers are preferred designs

† Includes Bore-Tite on O.D.
 ▲ WasteWatcher numbers

Complete size listing — Inches

Bore dia.	Width of seal	Stock no.	Type and style	Lip code	Bore dia.	Width of seal	Stock no.	Type and style	Lip code
12.000 SHAFT (Cont.)					12.125 SHAFT				
14.000	.625	1200527	HS7	R	13.125	.500	1212018	HS8	R
14.000	.688	1200538	HS8	R	13.375	.625	1213118	HS8	R
			W/HOOK & EYE SPRING CONNECTOR		13.500	.625	1213160	HDS1	R
14.000	.750	HDL-4071-R	HDL	R	13.875	.750	1213380	HDS1	R
14.000	.812	HDL-4072-R	HDL	R	13.875	.750	1213382	HDS2	R
14.000	.813	1200557	HS7	R	14.000	.855	1215508	HS8	R
14.000	.813	1200558	HS8	R	14.000	1.000	1213490	HDS1	R
14.000	.813	1200559	HS8	D	14.250	.875	1213620	HDS1	R
14.000	1.000	1200587	HS7	R	12.156 SHAFT				
14.000	.625	1200518	HDS3	D	13.500	.625	1215110	HDS1	R
			W/4 EA .500 ADJ LUGS & SS CASE		12.188 SHAFT				
14.000	.625	1200520	HDS1	R	13.438	.625	1219112	HDS2	R
14.000	.625	1200522	HDS1	R	13.688	.625	1218238	HS8	R
			W/4 EA .125 LUGS		13.688	.625	1219237	HS7	R
14.000	.625	1200523	HDS1	V	13.688	.625	1219230	HDS1	R
14.000	.625	1200526	HDS2	R	12.238 SHAFT				
			W/4 EA .125 LUGS		13.750	.750	1223312	HDS2	H
14.000	.625	1200529	HDS3	D	12.250 SHAFT				
			W/4 EA .500 ADJ. LUGS		13.375	.625	▲ 122555	CRWH1	R
14.000	.625	▲ 120060	CRW1	R	13.500	.625	1225118	HS8	R
14.000	.688	1200530	HDS1	R	13.750	.625	1225237	HS7	R
14.000	.688	1200533	HDS1	V	13.750	.625	1225238	HS8	R
14.000	.688	1200535	HDS1	R				W/HOOK & EYE SPRING CONNECTOR	
			W/4 EA .500 LUGS		13.750	.687	HDL-4613-R	HDL	R
14.000	.750	1200540	HDS1	R	13.750	.750	1225125	HS5	R
14.000	.750	1200541	HDS2	R	13.750	.750	1225257	HS7	R
14.000	.750	1200545	HDS2	R	13.750	.875	HDL-4614-R	HDL	R
			W/4 EA .125 LUGS		13.750	.625	1225230	HDS1	R
14.000	.813	1200550	HDS1	R	13.750	.625	1225232	HDS2	V
14.000	.813	1200553	HDS2	R	13.750	.625	1225239	HDS3	D
14.000	.844	1200962	HDSA2	VD				W/4 EA .500 ADJ. LUGS	
			W/LIGHT SPRING		13.750	.688	1225240	HDS1	R
14.000	.875	1200560	HDS1	R	13.750	.688	1225245	HDS2	R
14.000	1.000	1200580	HDS1	R				W/4 EA .125 LUGS	
14.000	1.000	1200585	HDS2	R	13.750	.688	1225247	HDS1	V
14.000	1.000	1200593	HDS1	V	13.750	.688	1225282	HDS2	D
14.000	1.000	1200955	HDSA2	RD	13.750	.719	1225241	HDS1	R
14.000	1.000	1200958	† HDSB1	RD	13.750	.750	1225250	HDS1	R
14.000	1.250	1200952	HDSB1	RD	13.750	.750	1225252	HDS2	R
14.000	1.250	1200968	HDS1	RR	13.750	.875	1225928	HDSC1	RD
14.000	.812	1200521	HDS7	R	13.750	1.105	1225920	HDSC1	R
14.188	1.000	1200640	HDS1	R	13.750	.750	1225259	HDS7	D
14.250	.875	1200660	HDS1	R	13.813	.625	1225283	HDS2	V
14.250	1.000	1200680	HDS1	R	13.813	.625	▲ 122580	CRW1	R
14.250	1.188	1200691	HDS2	R	13.813	.719	1225300	HDS1	R
14.375	1.000	1200730	HDS1	R	14.000	.750	1225380	HDS1	R
14.500	.875	1200760	HDS1	R	14.000	.875	1225410	HDS1	R
14.500	1.000	1200782	HDS1	D	14.000	.688	1225379	HDS7	R
14.750	.875	1200820	HDS1	R	14.250	.500	1225518	HS8	R
12.050 SHAFT					14.250	.812	HDL-4075-R	HDL	R
13.313	.750	1205144	HDS1	R	14.250	.813	1225557	HS7	R
12.063 SHAFT					14.250	.625	1225532	HDS2	R
	.625	85418	LDSL4		14.250	.640	1225523	HDS2	D
			(311.15MM)		14.250	.640	1225525	HDS2	R
	.875	87248	LDSL4		14.250	.640	1225529	HDS3	D
			(311.15MM)					W/4 EA .500 ADJ. LUGS	
	2.500	86404	LDSL3		14.250	.665	1225495	HDS2	R
			(311.15MM)		14.250	.665	1225496	HDS1	R
13.125	.875	1206030	HDS1	R	14.250	.719	1225500	HDS1	R
13.313	.750	1206130	HDS1	R	14.250	.750	1225540	HDS1	R
12.100 SHAFT									
14.000	1.250	594330	HDSB1	R					

Complete size listing — Inches

Bore dia.	Width of seal	Stock no.	Type and style	Lip code	Bore dia.	Width of seal	Stock no.	Type and style	Lip code
12.250 SHAFT (Cont.)					12.500 SHAFT (Cont.)				
14.250	.750	1225541	HDS1	R	2.500	.500	86947	LDSL4	
		W/4 EA .125	LUGS				FOR SEAL SH SIZE 12.688	(322.28MM)	
14.250	.750	1225542	†HDS2	R	13.500	.500	1250017	HS7	R
14.250	.750	1225543	HDS2	D	13.500	.500	1250018	HS8	R
14.250	.750	1225544	HDS1	R	13.500	.500	1250027	HS7	R
		W/4 EA .250	LUGS		13.500	.350	513034	HD1	D
14.250	.750	1225545	HDS2	R			QUILL WIPER		
		W/4 EA .250	LUGS		13.750	.625	1250117	HS7	R
14.250	.750	1225573	HDS2	V	13.750	.625	1250118	HS8	R
14.250	.813	1225550	HDS1	R			W/HOOK & EYE SPRING CONNECTOR		
14.250	.813	1225554	HDS2	V	13.750	.625	1250128	HS8	H
14.250	1.000	1225580	HDS1	R	13.750	.625	1250110	HDS1	R
14.250	1.000	1225582	HDS2	D	13.750	.625	1250113	HDS1	V
14.250	1.000	1225583	HDS2	R	13.750	.625	1250115	HDS2	V
14.250	1.000	▲ 122590	CRWHA1	R	13.750	.625	1250119	HDS3	D
14.250	1.125	1225590	HDS1	R			W/4 EA .500 ADJ. LUGS		
14.250	1.250	1225588	HDSA2	RD	13.750	.750	1250130	HDS1	R
14.250	1.250	1225600	HDS1	R	13.750	.906	1250912	HDSA2	RD
14.250	1.250	1225912	HDSE2	RR	13.922	.516	511843	HS9	R
		W/8 EA .125 LUBE HOLES on O.D.			14.000	.500	511705	HS9	R
14.250	1.250	1225918	HDSE1	RR	14.000	.625	1250238	HS8	R
		W/8 EA .125 LUBE HOLES ON O.D.			14.000	.687	HDL-4079-R	HDL	R
14.250	1.250	1225960	HDSA1	RD	14.000	.750	1250257	HS7	R
14.250	.750	1225549	HDS7	R	14.000	.750	1250258	HS8	R
14.250	.812	1225370	HDS7	R	14.000	.875	1250272	HDSA2	D
14.250	1.250	1225589	HDS7	R	14.000	.625	1250230	HDS1	R
14.500	.875	1225660	HDS1	R	14.000	.688	1250240	HDS1	R
					14.000	.688	1250242	HDS2	R
					14.000	.688	1250244	HDS2	R
12.283 SHAFT							W/4 EA .125 LUGS		
13.750	.688	1228172	HDS2	D	14.000	.688	1250249	HDS3	D
12.312 SHAFT							W/4 EA .500 ADJ. LUGS		
1.500		90174	LDSL4		14.000	.750	1250250	HDS1	R
		FOR SEAL SH SIZE 12.500			14.000	.750	1250252	HDS2	R
12.313 SHAFT					14.000	.813	1250260	HDS1	R
.750		83760	LDSL4		14.000	.875	1250922	HDSA2	D
		FOR SEAL SH SIZE 12.500	(317.50MM)		14.000	.906	1250924	HDSA2	V
12.373 SHAFT					14.000	.688	1250239	HDS7	R
13.875	.688	1238242	HDS2	D	14.000	.906	1250570	HDS1	R
12.375 SHAFT					14.250	.875	1250350	HDS1	V
13.875	.625	1238237	HS7	R	14.250	.875	1250410	HDS1	R
13.875	.687	HDL-4076-R	HDL	R	14.500	.812	HDL-4083-R	HDL	R
13.875	.750	1238257	HS7	R	14.500	.813	1250557	HS7	R
13.875	.688	1238240	HDS1	R	14.500	.813	1250558	HS8	R
13.875	.750	1238250	HDS1	R	14.500	1.000	1250578	HS8	R
14.000	.687	HDL-4056-R	HDL	R	14.500	.750	1250540	HDS1	R
14.000	.750	1238330	HDS1	R	14.500	.750	1250542	HDS2	R
14.250	.875	1238480	HDS1	R	14.500	.750	1250549	HDS3	D
14.375	1.000	1238580	HDS1	R			W/4 EA .500 ADJ. LUGS		
14.500	.875	1238620	HDS1	R	14.500	.750	593499	HDS2	R
14.500	1.000	1238630	HDS1	R	14.500	.813	1250550	HDS1	R
12.400 SHAFT					14.500	.813	1250553	HDS2	R
14.375	1.656	124021	HDDFBV1	R	14.500	.813	1250554	HDS2	V
		124020	HDDF1	R	14.500	.813	1250555	HDS2	R
12.469 SHAFT							W/4 EA .500 LUGS		
14.000	.750	1247300	HDS1	R	14.500	.875	1250560	HDS1	R
12.500 SHAFT					14.500	.875	1250561	HDS1	R
2.125		86169	LDSL4				W/4 EA .125 LUGS		
		FOR SEAL SH SIZE 12.688	(322.28MM)		14.500	.875	1250564	HDS2	R
					14.500	.875	1250565	HDS1	R
							W/4 EA .375 LUGS		
					14.500	.875	1250566	HDS1	R
							W/4 EA .188 LUGS		
					14.500	.875	1250567	HDS2	R
							W/4 EA .125 LUGS		

★Contact manufacturer for availability
Bold numbers are preferred designs

† Includes Bore-Tite on O.D.
 ▲ WasteWatcher numbers

Complete size listing — Inches

Bore dia.	Width of seal	Stock no.	Type and style	Lip code	Bore dia.	Width of seal	Stock no.	Type and style	Lip code
12.500 SHAFT (Cont.)					12.688 SHAFT (Cont.)				
14.500	.906	1250574	HDS1	R	16.500	.688	1269900	HDS2	R
		W/4 EA .438 LUGS							
14.500	1.000	1250580	HDS1	R	12.750 SHAFT				
14.500	1.000	1250582	HDS2	R	.688	87513	LDLVL4		
14.500	1.250	1250950	HDSA1	RD		FOR SEAL SH SIZE 12.938			
14.500	1.250	1250952	HDS1	RR	.875	87246	LDLVL4		
14.625	1.000	1250630	HDS1	R	FOR SEAL SH SIZE 12.938 (328.63MM)				
14.750	.875	1250660	HDS1	R	1.125	82099	LDLVL3		
14.750	1.000	1250680	HDS1	R	FOR SEAL SH SIZE 12.938 (328.63MM)				
15.000	.813	1250750	HDS1	R	1.500	90143	LDLVL3		
12.563 SHAFT					FOR SEAL SH SIZE 12.938 (328.63MM)				
14.250	.750	1256330	HDS1	R	13.625	.563	127540	HMSA7	R
12.565 SHAFT					14.250	.625	1275238	HS8	R
14.063	.750	1256250	HDS1	R	14.250	.625	594327	HS8	V
12.590 SHAFT					14.250	.687	HDL-4089-R	HDL	R
14.125	1.000	1259300	HDS1	R	14.250	.750	1275255	HS7	V
12.598 SHAFT					14.250	.750	1275257	HS7	R
.980	87434	LDLVL3			14.250	.688	1275240	HDS1	R
FOR SEAL SH SIZE 12.786 (324.76MM)					14.250	.688	1275242	HDS2	R
.196	403203	VR4	R		14.250	.688	1275243	HDS2	V
SHAFT RANGE 12.598-12.795					14.250	.688	1275244	HDS1	V
14.492	.750	1259476	HS6	R	14.250	.688	1275246	HDS2	D
12.620 SHAFT					W/4 EA .500 LUGS				
14.250	.750	1262340	HDS1	R	14.250	.688	1275249	HDS3	D
12.625 SHAFT					W/4 EA .500 ADJ. LUGS				
.310	403252	VR3	R		14.250	.688	1275256	HDS2	V
SHAFT RANGE 12.200 - 13.190					W/4 EA .500 ADJ. LUGS				
.310	403256	VR3	V		14.250	.750	1275250	HDS1	R
SHAFT RANGE 12.200 - 13.190					14.250	.750	1275252	HDS2	R
.790	403250	VR1	R		14.250	.625	1275219	HDS7	H
SHAFT RANGE 12.200 - 13.190					14.500	.625	1275368	HS8	R
.790	403254	VR1	V		14.500	.688	1275373	HDS2	V
SHAFT RANGE 12.200 - 13.190					14.750	.875	1275560	HDS1	R
1.063	1.500	596098	CT1	R	14.750	.875	1275569	HDS3	D
BORE DIA. IS SHOULDER WIDTH W/BUTT JOINT					W/4 EA .500 ADJ. LUGS				
13.875	.625	1263117	HS7	R	14.750	1.000	1275580	HDS1	R
13.875	.625	1262112	HDS2	R	14.750	1.000	1275582	HDS2	R
14.125	.625	1263238	HS8	R	14.750	1.250	1275590	HDS1	R
14.125	.750	1263237	HS7	R	14.750	1.250	1275950	HDSB1	RD
14.125	.750	1263250	HDS1	R	15.000	.875	1275660	HDS1	R
14.125	.750	1263252	HDS2	D	15.250	.688	1275740	HDS1	R
14.125	1.000	1263290	HDS1	R	15.250	.875	1275760	HDS1	R
14.250	.750	1263330	HDS1	R	15.500	.875	1275820	HDS1	R
14.500	.875	1263480	HDS1	R	15.750	1.000	1275892	HDS2	R
14.500	1.000	1263490	HDS1	R	12.795 SHAFT				
14.625	.875	1263569	HDS3	D	14.370	.630	1279282	HDS2	D
12.688 SHAFT					12.812 SHAFT				
13.688	.500	1268018	HS8	R	1.750	86970	LDLVL4		
14.000	.750	1268130	HDS1	R	FOR SEAL SH SIZE 13.000 (330.20MM)				
14.250	.750	1269290	HDS1	R	12.813 SHAFT				
14.688	.813	1269557	HS7	R	1.000	86258	LDLVL4		
14.750	1.000	1269600	HDS1	R	FOR SEAL SH SIZE 13.000 (330.20MM)				
15.000	.875	1269700	HDS1	R	1.375	84263	LDLVL4		
15.250	.875	1269800	HDS1	R	FOR SEAL SH SIZE 13.000 (330.20MM)				
					1.500	86721	LDLVL4		
					FOR SEAL SH SIZE 13.000 (330.20MM)				
					2.000	84390	LDLVL3		
					FOR SEAL SH SIZE 13.000 (330.20MM)				
					2.500	86722	LDLVL4		
					FOR SEAL SH SIZE 13.000 (330.20MM)				
					14.312	.750	1281250	HDS1	R
					14.375	.625	1281260	HDS1	V

Complete size listing — Inches

Bore dia.	Width of seal	Stock no.	Type and style	Lip code	Bore dia.	Width of seal	Stock no.	Type and style	Lip code
12.875 SHAFT					13.000 SHAFT (Cont.)				
14.125	.875	1287912	HDSA2	R	15.000	.813	1300557	HS7	R
14.375	.625	1288237	HS7	R	15.000	.813	1300558	HS8	R
14.375	.750	1288257	HS7	R	15.000	.813	1300568	HS8	D
14.500	.688	1288322	HDS2	R	15.000	1.000	1300587	HS7	R
14.750	.875	1288480	HDS1	R	15.000	1.000	1300600	HDS7	R
14.750	1.000	1288490	HDS1	R	15.000	.750	1300540	HDS1	R
14.875	1.000	1288580	HDS1	R	15.000	.750	1300542	HDS2	R
15.000	.875	1288620	HDS1	R	15.000	.750	1300549	HDS3	D
15.250	.875	1288710	HDS1	R			W/4 EA .500 ADJ. LUGS		
15.500	.875	1288800	HDS1	R	15.000	.813	1300550	HDS1	R
12.938 SHAFT					15.000	.813	1300552	HDS2	R
14.250	.625	1293098	HS8	R	15.000	.813	1300553	HDS1	R
12.975 SHAFT							W/4 EA .344 LUGS		
14.500	.750	1297218	HS8	R	15.000	.875	1300560	HDS1	R
13.000 SHAFT					15.000	.875	1300565	HDS2	R
	1.750	85535	LDSL4				W/4 EA .125 LUGS		
	FOR SEAL SH SIZE 13.188		(334.98MM)		15.000	.938	1300570	HDS1	R
.688	1.125	524209	CT1	R	15.000	.938	1300573	HDS1	V
	BORE DIA. IS SHOULDER WIDTH				15.000	1.000	1300580	HDS1	R
1.063	1.500	523587	CT1	R	15.000	1.000	1300582	HDS2	V
	BORE DIA. IS SHOULDER WIDTH				15.000	1.000	1300585	HDS2	R
14.000	.063	451300	BUW	#	15.000	1.313	1300590	HDSE1	RR
14.000	.500	711854	BV	D	15.375	1.375	1300973	HDSE2	DD
14.000	.500	1300018	HS8	R	16.000	1.000	1300990	HDSA1	RD
14.000	.500	1300019	HS8	D	13.063 SHAFT				
14.500	.625	1300237	HS7	R	1.125	84963	LDSL4		
14.500	.687	HDL-4093-R	HDL	R	FOR SEAL SH SIZE 13.250		(336.50MM)		
14.500	.750	1300257	HS7	R	13.125 SHAFT				
14.500	.750	1300258	HS8	R	.687	.875	596435	CT3	R
14.500	.750	1300259	HS8	D	BORE DIA. IS SHOULDER WIDTH		W/BUTT JOINT		
14.500	.688	1300240	HDS1	R	.688	.875	524381	CT3	R
14.500	.688	1300242	HDS1	R	BORE DIA. IS SHOULDER WIDTH				
		W/4 EA .125 LUGS			14.625	.750	1313257	HS7	R
14.500	.688	1300243	HDS1	R	15.125	.750	592920	HS8	R
		W/4 EA .375 LUGS			15.125	.813	1313557	HS7	R
14.500	.688	1300244	HDS2	R	15.125	.875	1313560	HDS1	R
14.500	.688	1300249	HDS3	D	15.250	.875	1313620	HDS1	R
		W/4 EA .500 ADJ. LUGS			15.500	.875	1313710	HDS1	R
14.500	.688	1300254	HDS1	V	15.750	.875	1313800	HDS1	R
14.500	.688	1300283	HDS2	V	13.187 SHAFT				
14.500	.750	1300250	HDS1	R	14.688	.688	1318222	HDS2	R
14.500	.750	1300251	HDS1	D	13.188 SHAFT				
14.500	.750	1300252	HDS2	R	14.188	.500	1319017	HS7	R
14.500	.750	1300253	HDS1	V	14.500	.750	1318102	HDS2	R
14.500	.875	1300900	HDSA1	RD	14.500	1.250	1318920	HSDS2	RR
14.500	.875	1300901	HDSA2	D	13.220 SHAFT				
14.500	1.000	1300290	HDS1	R	14.407	.625	1322100	HDS1	R
14.500	1.000	1300292	HDS2	R	13.250 SHAFT				
14.500	1.000	1300920	HDSA1	RD	14.750	.625	1325228	HS8	R
14.500	1.500	1300921	HSDS2	DD	14.750	.625	1325237	HS7	R
14.500	.875	1300929	HDSB1	RD	14.750	.625	1325238	HS8	R
14.606	.703	513509	HS9	R			W/HOOK & EYE SPRING CONNECTOR		
14.625	.750	1300337	HS7	R	14.750	.687	HDL-4101-R	HDL	R
14.625	.750	1300330	HDS1	R	14.750	.750	1325257	HS7	R
14.734	.703	514635	HS9	R	14.750	.625	1325230	HDS1	R
14.750	.875	1300410	HDS1	R	14.750	.625	1325232	HDS2	D
14.750	1.000	1300420	HDS1	R	14.750	.625	1325235	HDS1	V
14.812	.625	1300444	HDS1	R	14.750	.625	1325239	HDS3	D
14.875	.875	1300480	HDS1	R			W/4 EA .500 ADJ. LUGS		
15.000	.625	1300527	HS7	R	13.250 SHAFT				
15.000	.750	1300548	HS8	R	14.750	.625	1325228	HS8	R
15.000	.812	HDL-4099-R	HDL	R	14.750	.625	1325237	HS7	R

★Contact manufacturer for availability
Bold numbers are preferred designs

† Includes Bore-Tite on O.D.
 ▲ WasteWatcher numbers

Complete size listing — Inches

Bore dia.	Width of seal	Stock no.	Type and style	Lip code	Bore dia.	Width of seal	Stock no.	Type and style	Lip code
13.250 SHAFT (Cont.)					13.358 SHAFT				
14.750	.688	1325240	HDS1	R	15.000	.750	1335340	HDS1	R
14.750	.688	1325242	HDS2	R	13.375 SHAFT				
14.750	.688	1325243	HDS2	V	14.375	.500	1338017	HS7	R
14.750	.688	1325244	HDS2	R	14.875	.625	1338235	HS5	R
		W/4 EA .125 LUGS			14.875	.625	1338238	HS8	R
14.750	.688	596517	†HDS2	R	14.875	.625	594057	HS8	R
14.750	.750	1325250	HDS1	R	14.875	.750	1338257	HS7	R
14.750	.750	1325252	HDS2	R	14.875	.750	1338250	HDS1	R
14.750	.906	1325922	HDSA2	D	15.000	.750	1338330	HDS1	R
14.750	.906	1325928	HDSA2	V	15.250	.875	1338480	HDS1	R
14.750	1.000	1325290	HDS1	R	15.375	.813	1338557	HS7	R
14.875	.687	HDL-7734-R	HDL	R	15.375	1.000	1338587	HS7	R
14.875	.688	1325300	HDS1	R	15.375	.875	1338560	HDS1	R
14.875	.750	1325330	HDS1	R	15.500	.875	1338620	HDS1	R
14.875	.750	1325339	HDS3	D	15.750	.875	1338710	HDS1	R
		W/4 EA .500 ADJ. LUGS			15.750	.875	1337712	HDS2	R
14.875	.938	1325340	HDS1	R	16.000	.875	1338800	HDS1	R
14.875	1.000	1325932	HDSA2	D	WITH 4 EA .252 FIXED LUGS				
15.000	.750	1325380	HDS1	R	13.386 SHAFT				
15.000	.750	1325389	HDS3	D	15.000	.875	1338273	HDSA2	V
		W/4 EA .500 ADJ. LUGS			15.118	.787	1338332	HDS2	R
15.000	.875	1325410	HDS1	R	15.354	1.000	1338577	HS7	R
15.000	1.000	1325420	HDS1	R	15.740	.984	1339690	HDS1	R
15.000	1.250	1325940	HDSA1	RD	15.748	1.094	1339680	HDS1	R
15.125	.875	1325480	HDS1	R	13.469 SHAFT				
15.250	.813	1325557	HS7	R	14.469	.500	1347017	HS7	R
15.250	1.000	1325588	HS8	R	13.500 SHAFT				
15.250	.750	1325540	HDS1	R	14.500	.500	1350014	HS8	R
15.250	.750	1325549	HDS3	D	14.500	.500	1350018	HS8	R
		W/4 EA .500 ADJ. LUGS			14.500	.500	1350028	HS8	R
15.250	.875	1325560	HDS1	R	W/HOOK & EYE SPRING CONNECTOR				
15.250	1.000	1325580	HDS1	R	14.750	.625	1350112	HDS2	R
15.250	1.000	1325950	HDSA1	RD	14.922	.500	1350158	HS8	R
15.250	1.125	1325590	HDS1	R	15.000	.625	1350235	HS5	D
15.250	1.250	1325600	HDS1	R	15.000	.625	1350237	HS7	R
15.250	1.250	1325605	HDS2	R	15.000	.625	1350238	HS8	R
15.250	1.250	1325606	HDS2	D	W/HOOK & EYE SPRING CONNECTOR				
15.250	.750	1325569	HDS7	R	15.000	.687	HDL-4121-R	HDL	R
15.375	1.000	1325630	HDS1	R	15.000	.750	1350257	HS7	R
15.500	.875	1325660	HDS1	R	15.000	.750	1350258	HS8	R
15.500	1.000	1325680	HDS1	R	15.000	.750	1350259	HS8	D
15.750	.875	1325760	HDS1	R	15.000	.625	1350230	HDS1	R
16.000	.875	1325820	HDS1	R	15.000	.625	1350232	HDS2	D
13.313 SHAFT					13.500 SHAFT				
	.813	86319	LDSL4		15.000	.625	1350233	HDS2	D
		FOR SEAL SH SIZE 13.500			15.000	.625	1350239	HDS3	D
	.813	86688	LDSL4		W/4 EA .125 LUGS				
		FOR SEAL SH SIZE 13.500					1350233	HDS2	D
	1.500	87463	LDSL4				1350239	HDS3	D
		FOR SEAL SH SIZE 13.500			W/4 EA .500 ADJ. LUGS				
	2.000	85852	LDSL3		15.000	.688	1350240	HDS1	R
		FOR SEAL SH SIZE 13.500			15.000	.688	1350245	HDS1	V
14.875	.750	1331300	HDS1	R	15.000	.750	1350250	HDS1	R
15.000	1.000	1331348	HS8	R	15.000	.750	1350251	HDS1	R
15.000	.750	1331340	HDS1	R	W/4 EA .125 LUGS				
15.250	.875	1331500	HDS1	R	15.000	.750	1350252	HDS2	R
15.375	.875	1331600	HDS1	R	15.000	.750	1350253	HDS1	D
15.438	.875	1331620	HDS1	R	15.000	.750	1350212	HDS2	V
15.500	.875	1331630	HDS1	R	15.125	.750	1350330	HDS1	R
15.500	1.000	1331640	HDS1	R	15.250	.750	1350387	HS7	R
15.750	.875	1331740	HDS1	R	15.250	.750	1350380	HDS1	R
16.000	.875	1331800	HDS1	R	15.250	.875	1350410	HDS1	R
					15.312	.625	1350444	HDS1	R
					15.375	.875	1350480	HDS1	R

Complete size listing — Inches

Bore dia.	Width of seal	Stock no.	Type and style	Lip code	Bore dia.	Width of seal	Stock no.	Type and style	Lip code
13.500 SHAFT (Cont.)					13.750 SHAFT				
15.438	.875	1350510	HDS1	R			137571	HDDFBV1	R
15.500	.625	1350527	HS7	R	.310		403502	VR3	R
15.500	.812	HDL-4128-R	HDL	R			SHAFT RANGE 13.190 - 14.370		
15.500	.812	HDL-4128-V	HDL	V	.310		403506	VR3	V
15.500	.813	1350557	HS7	R			SHAFT RANGE 13.190 - 14.370		
15.500	.813	594222	HS8	R	.790		403500	VR1	R
		W/HOOK & EYE SPRING CONNECTOR					SHAFT RANGE 13.190 - 14.370		
15.500	1.000	1350587	HS7	R	.790		403504	VR1	V
15.500	1.375	1350962	HDS02	R			SHAFT RANGE 13.190 - 14.370		
15.500	.750	1350540	HDS1	R	14.750	.500	1375017	HS7	R
15.500	.750	1350542	HDS2	R	14.750	.500	1375018	HS8	R
15.500	.750	1350549	HDS3	D	15.000	.625	1375110	HDS1	R
		W/4 EA .500 ADJ. LUGS			15.000	.750	1375130	HDS1	R
15.500	.813	1350550	HDS1	R	15.000	.750	1375131	HDS1	D
15.500	.813	1350551	HDS1	R	15.000	.750	1375133	HDS2	R
		W/4 EA .375 LUGS					W/4 EA .125 LUGS		
15.500	.813	1350552	HDS2	R	15.250	.625	1375236	HS8	R
15.500	.813	1350553	HDS1	R			W/HOOK & EYE SPRING CONNECTOR		
		W/4 EA .375 LUGS			15.250	.625	1375237	HS7	R
15.500	.813	1350554	HDS2	R	15.250	.625	1375238	HS8	R
		W/4 EA .125 LUGS			15.250	.750	1375257	HS7	R
15.500	.813	1350555	HDS1	V	15.250	.625	1375230	HDS1	R
15.500	.813	1350564	HDS2	V	15.250	.625	1375239	HDS3	D
15.500	.875	1350560	HDS1	R			W/4 EA .500 ADJ. LUGS		
15.500	.875	1350954	HDSA2	RD	15.250	.688	1375224	HDS2	V
15.500	1.000	1350580	HDS1	R	15.250	.688	1375240	HDS1	R
15.500	1.000	1350583	HDS1	V	15.250	.688	1375242	HDS2	R
15.500	1.063	1350590	HDS1	R	15.250	.750	1375250	HDS1	R
		W/4 EA .438 LUGS			15.250	.625	1375719	HDS7	H
15.500	1.250	1350591	HDS1	R	15.438	.750	1375340	HDS1	R
15.500	1.250	1350953	HDE1	RR	15.500	.750	1375380	HDS1	R
15.500	1.250	1350970	HDSB1	RD	15.500	.750	1375382	HDS2	R
15.500	1.250	593517	HDSB1	VD	15.500	.750	1375387	HDS1	V
15.500	1.375	1350980	HDS01	RR	15.500	.750	1375388	HDS2	H
15.500	1.500	1350592	HDS1	R	15.500	.875	1375418	HDSA1	VD
15.500	.812	1350520	HDS7	R	15.508	.750	1375430	HDS1	R
15.500	1.000	1350532	HDS2	R	15.563	1.000	1375445	HDS1	R
		WITH SPRING KOVER			15.750	.625	1375527	HS7	R
15.750	.875	1350660	HDS1	R	15.750	.625	1375528	HS8	R
15.752	1.000	1350690	HDS1	R			W/HOOK & EYE SPRING CONNECTOR		
16.000	.875	1350760	HDS1	R	15.750	.812	HDL-4129-R	HDL	R
16.500	1.000	1350750	HDS1	R	15.750	.813	1375557	HS7	R
17.300	1.000	1350900	HDS1	R	15.750	1.000	1375588	HS8	R
					15.750	.625	1375522	HDS2	R
					15.750	.625	1375529	HDS3	D
							W/4 EA .500 ADJ. LUGS		
					15.750	.750	1375540	HDS1	R
					15.750	.750	1375543	HDS1	V
					15.750	.750	1375544	HDS2	V
					15.750	.813	1375550	HDS1	R
					15.750	.813	1375553	HDS2	V
					15.750	.875	1375560	HDS1	R
					15.750	1.000	1375542	HDS2	R
					15.750	1.000	1375580	HDS1	R
					15.817	1.875	137570	HDDF1	R
							O.D. LISTED IS SEAL I.D.		
					16.000	.875	1375660	HDS1	R
					16.000	1.000	1375680	HDS1	R
					16.250	.875	1375760	HDS1	R
					16.500	.875	1375820	HDS1	R
					13.780 SHAFT				
					15.279	.750	1378257	HS7	R
					15.708	.787	1378508	HS8	R

★Contact manufacturer for availability
Bold numbers are preferred designs

† Includes Bore-Tite on O.D.
 ▲ WasteWatcher numbers

Complete size listing — Inches

Bore dia.	Width of seal	Stock no.	Type and style	Lip code	Bore dia.	Width of seal	Stock no.	Type and style	Lip code
13.813 SHAFT					14.000 SHAFT (Cont.)				
	1.000	85074	LDSL4		15.500	.750	1400258	HS8	R
	FOR SEAL SH SIZE 14.000		(355.60MM)		15.500	.750	1400259	HS8	D
	1.500	81390	LDSL3		15.500	.875	1400928	HDSC1	RD
	FOR SEAL SH SIZE 14.000		(355.60MM)		15.500	.625	1400230	HDS1	R
	2.000	85179	LDSL4		15.500	.625	1400232	HDS2	R
	FOR SEAL SH SIZE 14.000		(355.60MM)		15.500	.625	1400233	HDS2	D
1.063	1.500	594110	CT1	R	15.500	.625	1400234	HDS2	V
BORE DIA. IS SHOULDER WIDTH W/BUTT JOINT					15.500	.625	1400235	HDS2	R
16.000	1.000	1381600	HDS1	R	W/4 EA .125 LUGS				
16.000	1.000	1381602	HDS2	R	15.500	.625	1400239	HDS3	D
13.875 SHAFT					W/4 EA .500 ADJ. LUGS				
15.125	.875	1387912	HDSA2	RD	15.500	.688	1400240	HDS1	R
15.375	.625	1387238	HS8	R	15.500	.750	1400250	HDS1	R
W/HOOK & EYE SPRING CONNECTOR					15.500	.750	1400253	HDS1	V
15.375	.750	1388257	HS7	R	15.500	.750	1400254	HDS1	D
15.440	.750	1388300	HDS1	R	W/4 EA .125 LUGS				
15.875	1.000	1388588	HS8	R	15.500	.750	1400255	HDS1	R
16.000	1.000	1387610	HDS7	R	W/4 EA .188 LUGS				
16.000	1.000	1388630	HDS1	R	15.500	.985	1400910	HDSC1	R
13.938 SHAFT					15.500	1.000	1400925	HDSA1	RD
15.437	.750	1394257	HS7	R	15.500	1.500	1400926	HDSD2	DD
15.438	.625	1394230	HDS1	R	15.510	.688	1400222	HDS2	D
15.438	.688	1394240	HDS1	R	15.510	.688	1400223	HDS3	D
15.438	.750	1394250	HDS1	R	W/4 EA .500 ADJ. LUGS				
15.500	.750	1394260	HDS1	R	15.562	.750	1400300	HDS1	R
15.500	.750	1394262	HDS2	R	15.562	.750	1400303	HDS2	R
15.744	1.000	1394430	HDS1	R	15.562	.750	1400309	HDS3	D
15.744	1.000	1394432	HDS2	R	W/4 EA .500 ADJ. LUGS				
15.744	1.250	1394942	HDSA2	RD	15.625	.625	1400310	HDS1	R
15.750	.938	1394450	HDS1	R	15.625	.625	1400313	HDS1	R
16.000	.875	1394600	HDS1	R	W/4 EA .125 LUGS				
16.250	.875	1394700	HDS1	R	15.625	.625	1400314	HDS1	V
16.500	.875	1394740	HDS1	R	15.734	.531	511701	HS9	R
13.980 SHAFT					15.750	.687	HDL-5991-R	HDL	R
15.500	.625	1398232	HDS2	R	15.750	.750	HDL-4134-R	HDL	R
14.000 SHAFT					15.750	.750	1400388	HS8	R
1.500	81352	LDSL3			W/HOOK & EYE SPRING CONNECTOR				
FOR SEAL SH SIZE 14.188		(360.38MM)			15.750	.688	1400370	HDS1	R
1.500	86357	LDSL4			15.750	.750	1400380	HDS1	R
FOR SEAL SH SIZE 14.000		(355.60MM)			15.750	.750	1400382	HDS2	R
2.000	86153	LDSL4			15.750	.750	1400383	HDS2	V
FOR SEAL SH SIZE 14.188		(360.38MM)			15.750	.750	1400384	HDS2	R
2.500	86473	LDSL4			W/4 EA .125 LUGS				
FOR SEAL SH SIZE 14.188		(360.38MM)			15.750	.750	1400389	HDS3	D
.938	1.375	593037	CT1	R	W/4 EA .500 ADJ. LUGS				
BORE DIA. IS SHOULDER WIDTH W/BUTT JOINT					15.750	.813	1400390	HDS1	R
1.063	1.500	530733	CT1	R	15.750	.875	1400410	HDS1	R
BORE DIA. IS SHOULDER WIDTH W/BUTT JOINT					15.752	.813	1400430	HDS1	R
14.188	1.375	89951	LDSL3		16.000	.625	1400528	HS8	R
FOR SEAL SH SIZE 14.188					16.000	.625	1400538	HS8	R
15.000	.500	1400017	HS7	R	16.000	.625	594196	HS8	R
15.000	.500	1400018	HS8	R	W/HOOK & EYE SPRING CONNECTOR				
15.000	.625	594326	HS8	V	16.000	.750	1400548	HS7	R
15.000	.350	514423	HD1	D	16.000	.812	HDL-4135-R	HDL	R
QUILL WIPER					16.000	.813	1400557	HS7	R
15.500	.625	1400227	HS7	D	16.000	1.000	1400578	HS8	R
15.500	.625	1400237	HS7	R	W/HOOK & EYE SPRING CONNECTOR				
15.500	.625	1400238	HS8	R	16.000	1.000	1400587	HS7	R
W/HOOK & EYE SPRING CONNECTOR					16.000	1.000	1400588	HS8	R
15.500	.687	HDL-4131-R	HDL	R	16.000	1.000	1400598	HS8	R
15.500	.750	1400257	HS7	R	16.000	1.000	1400958	HDSA1	RD
					16.000	.750	1400540	HDS1	R
					16.000	.750	1400543	HDS1	V
					16.000	.750	1400545	HDS2	R
					W/4 EA .125 LUGS				

Complete size listing — Inches

Bore dia.	Width of seal	Stock no.	Type and style	Lip code	Bore dia.	Width of seal	Stock no.	Type and style	Lip code
14.000 SHAFT (Cont.)					14.188 SHAFT (Cont.)				
16.000	.750	1400549	HDS3	D	16.188	.813	1419557	HS7	R
		W/4 EA .500 ADJ. LUGS			16.188	.813	1419550	HDS1	R
16.000	.813	1400550	HDS1	R	16.250	.875	1419600	HDS1	R
16.000	.813	1400553	HDS2	R	16.500	.875	1419700	HDS1	R
16.000	.813	1400554	HDS1	V	16.742	.875	1419790	HDS1	R
16.000	.875	1400560	HDS1	R	16.750	.875	1419800	HDS1	R
16.000	1.000	1400580	HDS1	R	14.250 SHAFT				
16.000	1.000	1400582	HDS2	D	15.750	.687	HDL-4118-R	HDL	R
16.000	1.000	1400583	HDS1	V	15.750	.750	1425257	HS7	R
16.000	1.000	1400585	HDS2	R	15.750	.750	1425258	HS8	R
16.000	1.375	1400950	HDSA1	RD	W/HOOK & EYE SPRING CONNECTOR				
16.000	1.375	1400970	HDS1	RR	15.750	.750	1425250	HDS1	R
16.000	1.375	1400972	HDS1	RR	15.750	.750	1425252	HDS2	R
16.250	1.000	1400680	HDS1	R	15.750	1.000	1425920	HDSA1	RD
16.250	1.000	1400683	HDS1	V	16.000	.875	1425410	HDS1	R
16.250	1.000	1400965	HDSA2	RD	16.250	.812	HDL-4140-R	HDL	R
16.250	1.000	528307	HDSA2	VD	16.250	.813	1425557	HS7	R
16.375	1.000	1400730	HDS1	R	16.250	.813	1425558	HS8	R
16.500	.813	1400750	HDS1	R	W/HOOK & EYE SPRING CONNECTOR				
16.500	.813	1400753	HDS1	V	16.250	1.000	1425587	HS7	R
16.500	1.000	1400780	HDS1	R	16.250	.625	1425520	HDS1	R
16.625	.625	1400800	HDS1	R	16.250	.813	1425550	HDS1	R
16.750	.930	140080	† HMSA22	D	16.250	.813	1425552	HDS2	R
		P.F. WIDTH .700			16.250	.813	1425559	HDS3	D
16.750	.968	1400981	† HDSB2	RD	W/4 EA .500 ADJ. LUGS				
16.875	.750	1400840	HDS1	R	16.250	.875	1425560	HDS1	R
18.000	.750	1400905	HDS1	R	16.250	1.000	1425580	HDS1	R
14.013 SHAFT					16.250	1.000	1425585	HDS2	R
15.513	.750	1401257	HS7	R	16.250	1.000	1425950	HDSB1	RD
14.016 SHAFT					16.500	.875	1425660	HDS1	R
15.500	.688	1402170	HDS2	D	16.750	.875	1425760	HDS1	R
14.063 SHAFT					17.000	.875	1425820	HDS1	R
16.063	.813	1406557	HS7	R	14.312 SHAFT				
14.125 SHAFT					1.000	90334	LDSL4		
15.625	.750	1413257	HS7	R	FOR SEAL SH SIZE 14.500				
16.712	.875	1413762	HDS2	D	14.313 SHAFT				
16.745	.875	1413805	HDS2	D	1.375	87580	LDSL4		
16.745	1.703	1413975	HDS2	DD	FOR SEAL SH SIZE 14.500				
14.173 SHAFT					1.500	86429	LDSL4		
1.000	87445	LDSL4			FOR SEAL SH SIZE 14.500 (368.30MM)				
		FOR SEAL SH SIZE 14.361			2.000	84661	LDSL3		
	.196	403603	VR4	R	FOR SEAL SH SIZE 14.500 (368.30MM)				
		SHAFT RANGE 14.173-14.370			14.325 SHAFT				
15.354	.625	1417047	HS7	R	16.000	.688	1432343	HDS2	D
15.433	.787	1417102	HDS2	D	14.361 SHAFT				
15.673	.750	1417257	HS7	R	15.748	.709	595175	HS4	R
15.673	.750	1417258	HS8	R	14.370 SHAFT				
		W/HOOK & EYE SPRING CONNECTOR			15.938	.709	1437240	HDS1	R
16.712	.875	1417760	HDS2	D	14.375 SHAFT				
16.712	1.703	1417973	HDS2	DD	15.875	.750	1438215	HS8	V
16.734	.844	1417740	HDS1	R	15.875	.750	1438258	HS8	R
16.734	.844	1417743	HDS1	R	15.875	.750	1438250	HDS1	R
		W/6 EA .063 LUGS			16.000	.688	1438320	HDS1	R
14.188 SHAFT					16.000	.688	1438321	HDS2	D
15.438	.625	1418118	HS8	R	16.000	.688	1438322	HDS2	R
15.500	.688	1418120	HDS1	D	16.000	.688	1438323	HDS2	R
15.500	.688	1419140	HDS1	R	W/4 EA .125 LUGS				
15.750	.750	1419300	HDS1	R	16.000	.688	1438324	HDS2	D
16.000	.875	1419440	HDS1	R	W/4 EA .125 LUGS				

★ Contact manufacturer for availability
Bold numbers are preferred designs

† Includes Bore-Tite on O.D.
 ▲ WasteWatcher numbers

Complete size listing — Inches

Bore dia.	Width of seal	Stock no.	Type and style	Lip code	Bore dia.	Width of seal	Stock no.	Type and style	Lip code
14.375 SHAFT (Cont.)					14.563 SHAFT				
16.000	.688	1438329	HDS3	D	16.000	.625	1456200	HDS1	R
		W/4 EA .500 ADJ. LUGS							
16.375	.750	1438547	HS7	R	14.593 SHAFT				
14.400 SHAFT					17.000	.875	1459743	HDS2	R
15.587	.875	1440901	HDSB1	RD	14.625 SHAFT				
14.438 SHAFT					15.625	.500	1462018	HS8	R
2.500		86403	LDSL3		16.125	.750	1463257	HS7	R
		FOR SEAL SH SIZE 14.625	(371.48MM)		16.125	.750	1463250	HDS1	R
15.938	.625	1444230	HDS1	R	16.125	.750	1463252	HDS2	R
14.500 SHAFT					16.133	.500	1462208	HS8	R
1.000		85914	LDSL4		16.133	1.250	1462912	HDSE2	RR
		FOR SEAL SH SIZE 14.688	(373.08MM)		16.133	1.250	1462918	HDSE1	RR
15.500	.500	1450018	HS8	R			W/8 EA .125 LUBE HOLES ON O.D.		
15.500	.625	1450027	HS7	R	16.250	.750	1462330	HDS1	V
15.750	.750	1450140	†HDS1	R	16.250	.750	1463330	HDS1	R
15.906	.770	593624	HS8	R	16.500	.875	1463480	HDS1	R
		W/HOOK & EYE SPRING CONNECTOR			16.625	.875	1463565	HDS2	R
15.984	.688	1450212	HDS2	R	16.742	1.000	1463600	HDS1	R
15.984	.688	1450214	HDS2	R	16.750	1.000	1463630	HDS1	R
		W/4 EA .125 LUGS			17.000	.875	1463710	HDS1	R
16.000	.625	1450228	HS8	V	17.250	.875	1463800	HDS1	R
		W/HOOK & EYE SPRING CONNECTOR			14.688 SHAFT				
16.000	.687	HDL-4142-R	HDL	R	16.000	.688	1468129	HDS2	D
16.000	.750	1450257	HS7	R	16.188	.750	1469257	HS7	R
16.000	.870	1450922	HDSC2	DD	16.188	.625	1469230	HDS1	R
16.000	.625	1450230	HDS1	V	16.688	.813	1469557	HS7	R
16.000	.688	1450240	HDS1	R	14.750 SHAFT				
16.000	.688	1450241	HDS1	R	16.108	.703	515883	HS9	R
		W/4 EA .125 LUGS			16.250	.625	1475228	HS8	V
16.000	.688	1450242	HDS2	R	16.250	.625	1475237	HS7	R
16.000	.688	1450244	HDS2	R	16.250	.625	1475238	HS8	R
		W/4 EA .125 LUGS					W/HOOK & EYE SPRING CONNECTOR		
16.000	.688	1450249	HDS3	D	16.250	.687	HDL-4147-R	HDL	R
		W/4 EA .500 ADJ. LUGS			16.250	.750	1475218	HS8	V
16.000	.688	1450757	HDS1	V			W/HOOK & EYE SPRING CONNECTOR		
16.000	.750	1450250	†HDS1	R	16.250	.750	1475257	HS7	R
		W/BORE-TITE			16.250	.750	1475258	HS8	R
16.000	.750	1450252	HDS2	R	16.250	.625	1475230	HDS1	R
16.000	.750	1450253	HDS1	D	16.250	.625	1475232	HDS1	R
16.000	1.000	1450290	HDS1	R			W/4 EA .125 LUGS		
16.000	.688	1450220	HDS7	R	16.250	.625	1475239	HDS3	D
16.250	.625	1450360	HDS1	R			W/4 EA .500 ADJ. LUGS		
16.250	.750	1450380	HDS1	R	16.250	.688	1475240	HDS1	R
16.250	.813	1450390	HDS1	R	16.250	.688	1475242	HDS1	R
16.250	.875	1450410	HDS1	R			W/4 EA .125 LUGS		
16.250	1.000	1450420	HDS1	R	16.250	.688	1475243	HDS2	D
16.500	.812	HDL-4145-R	HDL	R	16.250	.688	1475245	HDS2	D
16.500	.813	1450557	HS7	R			W/4 EA .313 LUGS		
16.500	.750	1450540	HDS1	R	16.250	.750	1475250	HDS1	R
16.500	.750	1450542	HDS2	R	16.250	.750	1475252	HDS2	R
16.500	.750	1450549	HDS3	D	16.250	.750	1475253	HDS2	V
		W/4 EA .500 ADJ. LUGS			16.250	.688	1475244	HDS1	V
16.500	.813	1450550	HDS1	R			W/4 EA .125 LUGS		
16.500	.813	1450553	HDS2	D	16.252	.750	1475302	HDS2	R
16.500	.938	1450570	HDS1	R	16.500	.687	HDL-5990-R	HDL	R
16.500	1.000	1450580	HDS1	R	16.500	.688	1475377	HS7	R
16.500	1.000	1450583	HDS1	V	16.500	.688	1475378	HS8	R
16.500	1.750	1450951	HDSE1	RR			W/HOOK & EYE SPRING CONNECTOR		
16.500	.813	1450559	HDS7	R	16.500	.688	1475370	HDS1	R
16.750	.875	1450660	HDS1	R	16.500	.688	1475371	HDS1	R
17.000	.875	1450760	HDS1	R			W/4 EA .375 LUGS		
18.250	.875	1450900	HDS1	R					

Complete size listing — Inches

Bore dia.	Width of seal	Stock no.	Type and style	Lip code	Bore dia.	Width of seal	Stock no.	Type and style	Lip code
14.750 SHAFT (Cont.)					15.000 SHAFT (Cont.)				
16.500	.688	1475372	HDS2	R	.688	1.125	594025	CT1	R
16.500	.688	1475374	HDS2	R	BORE DIA. IS SHOULDER WIDTH				
		W/4 EA .375 LUGS			16.000	.500	1500017	HS7	R
16.500	.688	1475379	HDS3	D	16.000	.500	1500018	HS8	R
		W/4 EA .500 ADJ. LUGS			16.000	.350	511201	HD1	D
16.500	.688	1475383	HDS2	V	QUILL WIPER				
16.500	.875	1475410	HDS1	R	16.000	.350	594740	HD1	D
16.500	.875	1475411	HDS2	R	QUILL WIPER				
16.500	1.000	1475420	HDS1	RR	16.188	1.250	1500902	HDSE2	RR
16.500	1.250	1475942	HDS2	RR	16.420	.500	1500157	HS7	R
16.500	.688	1475430	HDS7	R	16.500	.687	HDL-4151-R	HDL	R
16.750	.813	1475557	HS7	R	16.500	.734	511156	HS9	R
16.750	.875	1475560	HDS1	R	16.500	.750	HDL-3067-R	HDL	R
16.750	.875	1475561	HDS1	R	16.500	.750	1500257	HS7	R
		W/4 EA .125 LUGS			16.500	.750	1500258	HS8	R
17.000	.875	1475660	HDS1	R	W/HOOK & EYE SPRING CONNECTOR				
17.250	.875	1475760	HDS1	R	16.500	.688	1500240	HDS1	R
17.500	.875	1475820	HDS1	R	16.500	.688	1500243	HDS2	V
14.764 SHAFT					16.500	.688	1500244	HDS2	D
	.196	403753	VR4	R	16.500	.688	1500245	HDS2	R
		SHAFT RANGE 14.764-14.961			16.500	.688	1500248	HDS3	D
14.813 SHAFT					16.500	.688	W/4 EA .500 ADJ. LUGS		
1.500		87723	LDSLV4		16.500	.688	1500249	HDS3	D
		FOR SEAL SH SIZE 15.000			16.500	.750	1500283	HDS2	V
2.125		81391	LDSLV3		16.500	.750	1500222	HDS2	R
		FOR SEAL SH SIZE 15.000 (381.00MM)			16.500	.750	1500250	HDS1	R
14.875 SHAFT					16.500	.750	1500252	HDS1	D
.310		403752	VR3	R	16.500	.750	1500253	HDS1	V
		SHAFT RANGE 14.370 - 15.150			16.500	.750	1500254	HDS2	V
.310		403756	VR3	V	16.500	1.000	1500290	HDS1	R
		SHAFT RANGE 14.370 - 15.150			16.500	1.000	1500292	HDS2	R
.790		403750	VR1	R	16.500	1.250	1500920	HDS2	RR
		SHAFT RANGE 14.370 - 15.350			16.500	1.250	593315	HDS2	RR
.790		403754	VR1	V	16.750	.750	1500380	HDS1	R
		SHAFT RANGE 14.370 - 15.350			16.750	.750	1500383	HDS1	V
16.375	.750	1488257	HS7	R	16.750	.875	1500410	HDS1	R
16.375	.750	1488252	HDS2	R	16.750	1.125	1500432	HDS2	R
16.500	.687	HDL-3858-R	HDL	R	16.875	.750	1500470	HDS1	R
16.500	.750	1488330	HDS1	R	16.875	.875	1500480	HDS1	R
16.500	.750	1488332	HDS2	R	17.000	.625	1500528	HS8	R
16.500	1.250	1488935	HDS2	RR	17.000	.625	594197	HS8	R
16.500	.750	1487337	HDS1	V	W/HOOK & EYE SPRING CONNECTOR				
16.750	.875	1488480	HDS1	R	17.000	.812	HDL-4156-R	HDL	R
16.875	.813	1488557	HS7	R	17.000	.813	1500557	HS7	R
16.875	1.000	1488587	HS7	R	17.000	.813	1500558	HS8	R
16.875	.875	1488560	HDS1	R	17.000	.875	1500568	HS8	R
16.875	1.000	1488580	HDS1	R	17.000	.750	1500540	HDS1	R
17.000	.875	1488620	HDS1	R	17.000	.750	1500542	HDS2	D
17.250	.875	1488710	HDS1	R	17.000	.750	1500543	HDS2	R
17.500	.875	1488800	HDS1	R	17.000	.750	1500549	HDS3	D
14.906 SHAFT					17.000	.813	W/4 EA .500 ADJ. LUGS		
17.000	.875	1491600	HDS1	R	17.000	.813	1500550	HDS1	R
17.000	.875	1491603	HDS2	R	17.000	.813	1500552	HDS2	R
14.938 SHAFT					17.000	.813	1500553	HDS2	V
16.438	.750	1494257	HS7	R	17.000	.813	1500555	HDS1	R
15.000 SHAFT					17.000	.813	W/4 EA .125 LUGS		
1.000		87247	LDSLV4		17.000	.813	1500556	HDS1	R
		FOR SEAL SH SIZE 15.188 (385.78MM)			17.000	.875	W/4 EA .063 LUGS		
					17.000	.875	1500560	HDS1	R
					17.000	.875	1500563	HDS2	R
					17.000	.875	1500564	HDS1	V
					17.000	.875	1500951	HDSA1	RD
					17.000	.875	1500956	HDSC1	RD
					W/4 EA .125 LUGS				

★Contact manufacturer for availability
Bold numbers are preferred designs

† Includes Bore-Tite on O.D.
 ▲ WasteWatcher numbers

Complete size listing — Inches

Bore dia.	Width of seal	Stock no.	Type and style	Lip code	Bore dia.	Width of seal	Stock no.	Type and style	Lip code
15.000 SHAFT (Cont.)					15.250 SHAFT (Cont.)				
17.000	1.000	1500580	HDS1	R	16.750	.750	1525252	HDS2	R
17.000	1.250	1500590	HDS1	R	16.750	.750	1525253	HDS2	V
17.000	1.250	1500950	HDSA1	RD	16.752	.688	1525302	HDS2	R
17.000	.812	1500510	HDS7	R	16.754	.750	1525220	HDS1	R
17.000	1.000	1500522	HDS2	R	17.000	.750	1525380	HDS1	R
		WITH SPRING KOVER			17.000	.875	1525410	HDS1	R
17.250	.875	1500660	HDS1	R	17.250	.812	HDL-4476-R	HDL	R
17.250	1.000	1500680	HDS1	R	17.250	.813	1525557	HS7	R
17.375	1.750	1500972	HDS1	RR	17.250	.875	HDL-3030-R	HDL	R
17.500	.875	1500760	HDS1	R	17.250	.625	1525525	HDS2	R
17.500	.938	1500770	HDS1	R			W/4 EA .500 ADJ. LUGS		
17.500	.938	1500772	HDS2	R	17.250	.750	1525540	HDS1	R
17.500	.938	1500774	HDS1	R	17.250	.750	1525542	HDS2	R
		W/4 EA .125 LUGS			17.250	.750	1525549	HDS3	D
17.500	.938	1500779	HDS3	D			W/4 EA .500 ADJ. LUGS		
		W/4 EA .500 ADJ. LUGS			17.250	.813	1525550	HDS1	R
17.500	1.000	1500780	HDS1	R	17.250	.813	1525554	HDS2	R
17.500	1.000	1500973	HDSA1	RD	17.250	.875	1525560	HDS1	R
17.500	1.125	1500790	HDS1	R	17.250	.875	1525562	HDS1	R
17.500	1.250	1500800	HDS1	R			W/4 EA .250 LUGS		
17.500	1.250	1500974	HDSE2	RR	17.250	1.000	1525580	HDS1	R
17.750	.875	1500820	HDS1	R	17.250	1.125	1525590	HDS1	R
17.750	.875	1500822	HDS2	R	17.250	1.500	1525952	HDS2	RR
15.062 SHAFT					17.250	.625	1525511	HDS7	R
	.750	90272	LDSL4		17.500	.875	1525660	HDS1	R
		FOR SEAL SH SIZE 15.250			17.750	.750	1525740	HDS1	R
15.066 SHAFT					17.750	.875	1525760	HDS1	R
	1.000	87871	LDSL3		18.000	.875	1525820	HDS1	R
		FOR SEAL SH SIZE 15.254			15.312 SHAFT				
15.125 SHAFT					17.312	.687	HDL-5992-R	HDL	R
16.375	.875	1512912	HDSA2	RD	17.312	.688	1531532	HDS2	V
16.750	.750	1513330	HDS1	R	15.313 SHAFT				
15.188 SHAFT					.688	.875	593526	CT3	R
	2.500	87569	LDSL4				BORE DIA. IS SHOULDER WIDTH W/BUTT JOINT		
		FOR SEAL SH SIZE 15.375			.688	.875	524382	CT3	R
16.500	.625	1519110	HDS1	R			BORE DIA. IS SHOULDER WIDTH		
17.000	.625	1518448	HS8	R	.750	.938	524383	CT3	R
15.250 SHAFT							BORE DIA. IS SHOULDER WIDTH		
	.750	84964	LDSL3		.750	.938	594653	CT3	R
		FOR SEAL SH SIZE 15.438 (392.13MM)					BORE DIA. IS SHOULDER WIDTH W/BUTT JOINT		
.688	1.125	594250	CT1	R	16.875	.688	1531300	HDS1	R
		BORE DIA. IS SHOULDER WIDTH			16.875	.750	1531310	HDS1	R
.688	1.125	594954	CT1	R	17.000	.750	1531400	HDS1	R
		BORE DIA. IS SHOULDER WIDTH W/BUTT JOINT			17.250	.875	1531500	HDS1	R
16.625	.500	1525158	HS8	R	17.313	.813	592865	HDSA2	RD
16.625	.593	1525168	HS8	R	17.313	.688	1531530	HDS1	R
16.625	.625	1525162	HS8	R	17.313	.688	1531534	HDS1	R
16.750	.687	HDL-4615-R	HDL	R			W/4 EA .125 LUGS		
16.750	.734	514649	HS9	R	17.313	.688	1531537	HDS1	V
16.750	.750	1525257	HS7	R	17.313	.750	1531540	HDS1	R
16.750	.875	1525278	HS8	R	17.313	.750	1531541	HDS1	R
		W/HOOK & EYE SPRING CONNECTOR					W/4 EA .125 LUGS		
16.750	.688	1525228	HDS1	H	17.313	.813	1531550	HDS1	R
16.750	.688	1525240	HDS1	R	17.313	.875	1531950	HDSA1	RD
16.750	.688	1525241	HDS1	R	17.500	.875	1531640	HDS1	R
		W/4 EA .375 LUGS			17.750	.875	1531740	HDS1	R
16.750	.688	1525242	HDS2	R	18.000	.875	1531800	HDS1	R
16.750	.688	1525249	HDS3	D	15.335 SHAFT				
		W/4 EA .500 ADJ. LUGS			18.875	.875	1534900	HDS1	R
16.750	.750	1525250	HDS1	R	15.344 SHAFT				
					16.875	.750	1534258	HS8	R

Complete size listing — Inches

Bore dia.	Width of seal	Stock no.	Type and style	Lip code	Bore dia.	Width of seal	Stock no.	Type and style	Lip code
15.350 SHAFT					15.500 SHAFT (Cont.)				
16.850	.750	1535257	HS7	R	17.375	.813	1550488	HS8	R
15.354 SHAFT					17.496	.812	HDL-4163-R	HDL	R
	.196	403903	VR4	R	17.496	.812	HDL-4163-V	HDL	V
		SHAFT RANGE 15.354-15.551			17.500	.813	1550557	HS7	R
15.359 SHAFT					17.500	1.000	1550528	HS8	R
17.709	.906	1536690	HDS1	R	17.500	1.000	1550587	HS7	R
17.709	.906	1536691	HDS7	R	17.500	.688	1550530	HDS1	R
15.375 SHAFT					17.500	.750	1550540	HDS1	R
16.625	.875	1537142	HDSA2	R	17.500	.750	1550541	HDS1	R
16.875	.750	1538257	HS7	R	W/4 EA .125 LUGS				
17.250	.750	1538470	HDS1	R	17.500	.750	1550542	HDS2	R
17.375	.813	1538557	HS7	R	17.500	.750	1550543	HDS2	V
17.375	1.000	1538587	HS7	R	17.500	.750	1550549	HDS3	D
17.375	.688	1538530	HDS1	R	W/4 EA .500 ADJ. LUGS				
17.375	.750	1538540	HDS1	R	17.500	.813	1550544	HDS2	V
17.375	.813	1538550	HDS1	R	17.500	.813	1550550	HDS1	R
17.375	.813	1538552	HDS2	R	17.500	.813	1550552	HDS1	R
17.375	.813	1538554	HDS2	R	W/4 EA .375 LUGS				
		W/4 EA .375 LUGS			17.500	.813	1550553	HDS2	R
17.375	1.000	1538580	HDS1	R	17.500	.813	1550554	HDS1	V
17.375	1.000	1538581	HDS1	R	17.500	.813	1550555	HDS2	R
		W/4 EA .125 LUGS			W/4 EA .125 LUGS				
17.500	1.000	1538630	HDS1	R	17.500	.813	1550558	HDS2	D
17.728	.875	1538700	HDS1	R	17.500	.813	1550575	HDS2	R
17.750	.875	1538710	HDS1	R	W/4 EA .375 LUGS				
15.438 SHAFT					17.500	.875	1550560	HDS1	R
16.938	.750	1544219	HS8	D	17.500	.950	1550570	HDS1	R
15.472 SHAFT					17.500	1.000	1550580	HDS1	R
17.502	.709	1547530	HDS1	R	17.500	1.031	529858	HDSA2	VD
15.500 SHAFT					17.500	.813	1550551	HDS7	R
.688	.875	594432	CT3	R	W/4 EA .250 LUGS				
		BORE DIA. IS SHOULDER WIDTH			17.500	.813	1550559	HDS7	R
16.500	.500	1550018	HS8	R	17.500	.813	1550565	HDS2	R
16.500	.500	1550028	HS8	D	W/4 EA .250 LUGS				
16.750	.750	1550137	HS7	R	17.550	1.000	1550600	HDS1	R
16.750	.750	1550130	HDS1	R	17.750	.875	1550660	HDS1	R
16.875	.625	1550458	HS8	R	17.750	1.000	1550680	HDS1	R
16.875	.625	1550160	HDS1	R	18.000	.875	1550760	HDS1	R
16.875	.625	1550162	HDS2	R	18.000	1.000	1550780	HDS1	R
16.875	.625	1550163	HDS2	V	18.000	1.000	1550782	HDS2	R
16.875	.625	1550169	HDS3	D	18.000	1.000	1550789	HDS3	D
		W/4 EA .500 ADJ. LUGS			W/4 EA .500 ADJ. LUGS				
17.000	.750	1550257	HS7	R	18.000	1.000	1550792	HDS2	D
17.000	.750	1550258	HS8	R	15.515 SHAFT				
17.000	.750	1550250	HDS1	R	17.515	.813	1551568	HS8	R
17.000	.750	1550252	HDS1	R	15.560 SHAFT				
		W/4 EA .125 LUGS			.906		85582	LDSL4	
17.000	.750	1550253	HDS1	V	FOR SEAL SH SIZE 15.750				(400.00MM)
		W/8 EA .375 LUGS			15.563 SHAFT				
17.000	.750	1550254	HDS1	V	16.929	.709	1556190	HDS1	R
		W/4 EA .188 LUGS			17.625	.875	1556560	HDS1	R
17.000	.750	1550255	HDS2	R	15.604 SHAFT				
		W/4 EA .125 LUGS			16.974	.625	1560146	HDS1	R
17.000	.750	1550283	HDS2	V	15.625 SHAFT				
		W/4 EA .188 LUGS			16.875	1.250	1562118	HDS2	D
17.000	1.000	1550290	HDS1	R	17.125	.750	1563257	HS7	R
17.000	1.000	1550292	HDS2	R	17.125	.750	1563250	HDS1	R
17.000	1.375	1550920	HDS1	RR	17.500	.875	1563480	HDS1	R
17.000	.750	1550284	HDS2	V	17.625	1.000	1563588	HS8	R
					17.625	.875	1563560	HDS1	R

★Contact manufacturer for availability
Bold numbers are preferred designs

† Includes Bore-Tite on O.D.
 ▲ WasteWatcher numbers

Complete size listing — Inches

Bore dia.	Width of seal	Stock no.	Type and style	Lip code	Bore dia.	Width of seal	Stock no.	Type and style	Lip code
15.625 SHAFT (Cont.)					15.813 SHAFT (Cont.)				
17.727	.875	1563600	HDS1	R	2.500		86407	LDSL4	
17.750	.875	1563620	HDS1	R			FOR SEAL SH SIZE 16.000		
18.000	.875	1563710	HDS1	R	2.500		87813	LDSL3	
15.740 SHAFT							FOR SEAL SH SIZE 16.000		
17.250	.688	1574240	HDS1	R	17.312	.813	1581200	HDS1	R
17.250	.688	1574243	HDS2	D	15.820 SHAFT				
17.250	.688	1574245	HDS2	R	17.500	.688	1582800	HDS1	R
15.748 SHAFT					15.875 SHAFT				
	.196	404003	VR4	R	17.375	.750	1588257	HS7	R
		SHAFT RANGE 15.748-15.945			17.500	.750	1587331	HDS7	R
17.717	.890	1574443	HS4	R	17.500	.750	1588332	HDS2	D
18.110	.984	1574722	HDS2	R	17.500	.750	1587330	HDS7	H
15.750 SHAFT					17.750	.875	1588480	HDS1	R
17.000	.625	1575110	HDS1	R	17.875	.813	1588550	HDS1	R
17.165	.687	HDL-9986-R	HDL	R	17.875	.813	1588552	HDS2	R
17.250	.685	1575248	HS8	R	17.875	.875	1588560	HDS1	R
17.250	.687	HDL-4170-R	HDL	R	17.875	.875	1588563	HDS1	R
17.250	.750	1575257	HS7	R	18.000	.916	1587638	HS8	R
17.250	.688	1575240	HDS1	R	18.000	.875	1588620	HDS1	R
17.250	.688	1575242	HDS1	R	15.938 SHAFT				
		W/4 EA .250 LUGS			17.313	.625	1594160	HDS1	R
17.250	.688	1575243	HDS2	D	17.313	.625	1594161	HDS1	R
17.250	.688	1575244	HDS1	V			W/4 EA .125 LUGS		
17.250	.688	1575245	HDS2	R	17.313	.625	1594162	HDS1	R
17.250	.688	1575246	HDS2	R			W/4 EA .063 LUGS		
		W/4 EA .250 LUGS			15.998 SHAFT				
17.250	.688	1575249	HDS3	D	2.250		85908	LDSL3	
		W/4 EA .500 ADJ. LUGS					FOR SEAL SH SIZE 16.188 (411.18MM)		
17.250	.688	1575283	HDS2	V	16.000 SHAFT				
17.250	.750	1575252	HDS1	R	2.000		81354	LDSL3	
		W/4 EA .188 LUGS					FOR SEAL SH SIZE 16.188 (411.18MM)		
17.250	.750	1575253	HDS2	R	2.000		85900	LDSL4	
17.250	.787	1575254	HDS2	R			FOR SEAL SH SIZE 16.188 (411.18MM)		
17.250	.750	1575210	HDS7	H	.310		404002	VR3	R
17.500	.688	1575370	HDS1	R			SHAFT RANGE 15.150 - 16.730		
17.500	.688	1575377	HDS1	V	.310		404006	VR3	V
17.750	.687	HDL-6874-R	HDL	R			SHAFT RANGE 15.150 - 16.930		
17.750	1.000	1575587	HS7	R	.790		404000	VR1	R
17.750	.688	1575532	HDS2	R			SHAFT RANGE 15.350 - 16.930		
17.750	.875	1575560	HDS1	R	.790		404004	VR1	V
17.750	1.000	1575580	HDS1	R			SHAFT RANGE 15.350 - 16.930		
17.750	1.250	1575910	HDSA1	RD	.688	.875	529760	CT3	R
17.875	.875	1575620	HDS1	R	BORE DIA. IS SHOULDER WIDTH W/BUTT JOINT				
18.000	.875	1575660	HDS1	R	17.000	.500	1600014	HS4	R
18.000	1.000	1575680	HDS1	R	17.000	.500	1600017	HS7	R
18.250	.875	1575760	HDS1	R	17.000	.500	1600018	HS8	R
18.500	.875	1575820	HDS1	R	17.000	.500	1600019	HS8	D
18.625	.875	1575843	HDS1	V	17.000	.500	595873	HS5	D
18.625	.875	1575870	HDS1	R	17.000	.350	511202	HD1	D
15.785 SHAFT							QUILL WIPER		
17.785	.813	1579557	HS7	R	17.500	.625	1600234	HS8	R
15.812 SHAFT							W/HOOK & EYE SPRING CONNECTOR		
	2.500	87634	LDSL3		17.500	.625	1600238	HS8	R
		FOR SEAL SHAFT SIZE 16.000			17.500	.687	HDL-4177-R	HDL	R
15.813 SHAFT					17.500	.687	HDLA-4177-R	HDLA	R
	2.000	85181	LDSL4		17.500	.734	510871	HS9	R
		FOR SEAL SH SIZE 16.000 (406.40MM)			17.500	.750	1600256	HS6	D
	2.000	87446	LDSL3		17.500	.750	1600257	HS7	R
		FOR SEAL SH SIZE 16.000 (406.40MM)			17.500	.750	1600258	HS8	R
					17.500	.750	1600259	HS8	D

Complete size listing — Inches

Bore dia.	Width of seal	Stock no.	Type and style	Lip code	Bore dia.	Width of seal	Stock no.	Type and style	Lip code
16.000 SHAFT (Cont.)					16.000 SHAFT (Cont.)				
17.500	.750	1600288	HS8	R	18.000	1.125	1600940	HDSB1	RD
			W/HOOK & EYE SPRING CONNECTOR		18.000	1.125	1600941	HDSA1	RD
17.500	.688	1600240	HDS1	R	18.000	1.250	1600950	HDSA1	RD
17.500	.688	1600241	HDS1	R	18.000	1.250	1600958	HDSE1	HH
			W/4 EA .063 LUGS		18.000	1.750	1600954	HDSE1	RR
17.500	.688	1600242	HDS2	R				W/LUBE HOLES ON O.D.	
17.500	.688	1600243	HDS1	R	18.000	.812	1600561	HDS7	R
			W/4 EA .375 LUGS					W/4 EA .125 LUGS	
17.500	.688	1600244	HDS2	D	18.000	.813	1600519	HDS7	H
17.500	.688	1600245	HDS2	R	18.000	.813	1600520	HDS7	H
			W/4 EA .063 LUGS					W/4 EA .250 LUGS	
17.500	.688	1600249	HDS3	D	18.000	1.250	1600963	HDSE1	DD
			W/4 EA .500 ADJ. LUGS					W/LUBE HOLES ON O.D.	
17.500	.688	1600283	HDS1	V	18.000	.813	1600500	HDS4	R
17.500	.750	1600250	HDS1	R				W/8 EA .500 MOLDED ADJ. LUGS	
17.500	.750	1600255	HDS2	R	18.000	.813	1600505	HDS6	R
17.500	.875	1600926	HDSA2	RD				W/8 EA .500 MOLDED ADJ. LUGS	
			W/4 EA .063 LUGS		18.125	.875	1600620	HDS1	R
17.500	1.000	1600290	HDS1	R	18.125	.875	1600623	†HDS1	V
17.500	1.000	1600293	HDS1	V	18.250	.750	1600650	HDS1	R
17.500	1.250	1600924	HDSE1	RR	18.250	.875	1600660	HDS1	R
17.500	1.250	1600925	HDSE2	RR	18.311	1.000	1600690	HDS1	R
17.500	.625	1600211	HDS7	H	18.500	.812	HDL-5995-R	HDL	R
17.625	.750	1600330	HDS1	R	18.500	.813	1600750	HDS1	R
17.625	1.000	1600340	HDS1	R	18.500	1.000	1600780	HDS1	R
17.625	1.000	1600342	HDS2	R	18.500	1.000	1600782	HDS1	D
17.996	.813	1600545	HDS1	R	19.000	.750	1600860	HDS1	R
17.996	.813	1600546	HDS1	R					
			W/4 EA .125 LUGS		16.063 SHAFT				
18.000	.750	1600578	HS8	R	.500	87613	LDSLV4		
18.000	.812	HDL-4180-R	HDL	R			FOR SEAL SH SIZE 16.250		
18.000	.813	1600557	HS7	R	1.250	86175	LDSLV4		
18.000	.813	1600558	HS8	R			FOR SEAL SH SIZE 16.250 (411.18MM)		
18.000	.813	1600577	HS7	V	1.300	86426	LDSLV4		
18.000	.938	1600567	HS7	R			FOR SEAL SH SIZE 16.250		
18.000	1.000	1600587	HS7	R	2.000	86575	LDSLV4		
18.000	.750	1600544	HDS3	D			FOR SEAL SH SIZE 16.250 (412.75MM)		
			W/4 EA .500 ADJ. LUGS		16.125 SHAFT				
18.000	.750	1600548	HDS1	R	17.375	.930	161550	†HMSA11	D
18.000	.750	1600549	HDS2	R			P.F. WIDTH .700		
18.000	.813	1600550	HDS1	R	18.000	.750	1612473	HDS1	V
18.000	.813	1600551	HDS1	R	18.125	.813	1613557	HS7	R
			W/4 EA .125 LUGS		16.141 SHAFT				
18.000	.813	1600552	HDS1	R	18.141	.813	1614557	HS7	R
			W/4 EA .250 LUGS		16.142 SHAFT				
18.000	.813	1600553	HDS1	R	.196	404103	VR4	R	
			W/4 EA .500 LUGS				SHAFT RANGE 16.142-16.339		
18.000	.813	1600554	HDS1	R	16.188 SHAFT				
			W/4 EA .188 LUGS		18.188	.813	1619557	HS7	R
18.000	.813	1600555	HDS2	R	16.225 SHAFT				
18.000	.813	1600556	HDS2	R	17.725	.750	1623257	HS7	R
			W/4 EA .250 LUGS		16.250 SHAFT				
18.000	.813	1600559	HDS2	D	.813	1.250	595322	CT1	R
18.000	.813	1600574	HDS2	V			BORE DIA. IS SHOULDER WIDTH		
18.000	.875	1600560	HDS1	R	3.063	3.500	592934	CT4	R
18.000	.875	1600951	HDSA1	RD			BORE DIA. IS SHOULDER WIDTH		
18.000	.938	1600570	HDS1	R	17.750	.625	1625228	HS8	R
18.000	.938	1600572	HDS2	R	17.750	.625	1625237	HS7	R
18.000	.938	1600575	HDS2	R	17.750	.625	1625238	HS8	R
			W/4 EA .250 LUGS				W/HOOK & EYE SPRING CONNECTOR		
18.000	1.000	1600580	HDS1	R					
18.000	1.000	1600583	HDS1	V					
18.000	1.000	1600584	HDS2	V					
18.000	1.000	1600585	HDS2	R					
18.000	1.000	1600955	HDSA2	RD					

★Contact manufacturer for availability
Bold numbers are preferred designs

† Includes Bore-Tite on O.D.
 ▲ WasteWatcher numbers

Complete size listing — Inches

Bore dia.	Width of seal	Stock no.	Type and style	Lip code	Bore dia.	Width of seal	Stock no.	Type and style	Lip code
16.250 SHAFT (Cont.)					16.500 SHAFT				
17.750	.687	HDL-4181-R	HDL	R	17.500	.500	1650017	HS7	R
17.750	.750	1625258	HS8	R	17.500	.350	511203	HD1	D
17.750	.625	1625230	HDS1	R				QUILL WIPER	
17.750	.625	1625239	HDS3	D	17.750	.750	1650138	HS8	R
		W/4 EA .500 ADJ. LUGS						W/HOOK & EYE SPRING CONNECTOR	
17.750	.688	1625210	HDS7	R	17.750	.625	1650132	HDS1	R
17.750	.688	1625211	HDS7	R	17.750	.750	1650130	HDS1	R
		W/4 EA .125 LUGS			18.000	.734	513680	HS9	R
17.750	.688	1625240	HDS1	R	18.000	.750	1650257	HS7	R
17.750	.688	1625242	HDS1	R	18.000	.750	1650258	HS8	R
		W/4 EA .125 LUGS						W/HOOK & EYE SPRING CONNECTOR	
17.750	.688	1625243	HDS2	R	18.000	.750	1650200	HDS1	D
17.750	.688	1625245	HDS2	R	18.000	.750	1650220	HDS1	D
		W/4 EA .125 LUGS			18.000	.750	1650250	HDS1	R
17.750	.750	1625250	HDS1	R	18.000	.750	1650252	HDS2	R
17.875	.750	1625330	HDS1	R	18.000	.750	1650253	HDS1	V
18.000	1.000	HDL-3057-R	HDL	R	18.000	.750	1650254	HDS1	R
18.000	.625	1625362	HDS2	R				W/6 EA .125 LUGS	
18.000	.625	1625364	HDS2	R	18.000	.750	1650255	HDS2	R
		W/4 EA .063 LUGS						W/4 EA .375 LUGS	
18.000	.625	1625369	HDS3	D	18.000	.750	1650259	HDS3	D
		W/4 EA .500 ADJ. LUGS						W/4 EA .500 ADJ. LUGS	
18.000	.750	1625380	HDS1	R	18.000	1.000	1650290	HDS1	R
18.000	.750	1625383	HDS1	V	18.000	.750	1650280	HDS7	R
18.000	.813	1625390	HDS1	R	18.250	.750	1650380	HDS1	R
18.000	.938	1625410	HDS1	R	18.250	.813	1650390	HDS1	R
18.000	.938	1625412	HDS1	R	18.500	.687	HDL-4187-R	HDL	R
		W/4 EA .125 LUGS			18.500	.812	HDL-4186-R	HDL	R
18.000	1.000	1625420	HDS1	R	18.500	.813	1650557	HS7	R
18.000	1.000	1625422	HDS2	R	18.500	1.000	1650579	HS8	D
18.000	1.000	1625425	HDS1	R	18.500	1.000	1650587	HS7	R
		W/4 EA .500 LUGS			18.500	.750	1650540	HDS1	R
18.242	1.000	1625510	HDS1	R	18.500	.750	1650549	HDS3	D
18.250	.813	1625557	HS7	R				W/4 EA .500 ADJ. LUGS	
18.250	1.000	1625587	HS7	R	18.500	.813	1650550	HDS1	R
18.250	1.000	1625588	HS8	R	18.500	.813	1650552	HDS2	V
18.250	.688	1625530	HDS1	R	18.500	.813	1650553	HDS2	R
18.250	.750	1625540	HDS1	R	18.500	.813	1650555	HDS2	R
18.250	1.000	1625580	HDS1	R				W/4 EA .250 LUGS	
18.500	1.250	1625690	HDS1	R	18.500	.813	1650573	HDS1	V
					18.500	1.000	1650580	HDS1	R
16.310 SHAFT					18.500	1.000	1650582	HDS2	R
17.686	.688	1631190	HDS1	R	18.500	.813	1650590	HDS4	R
16.313 SHAFT								W/8 EA .500 MOLDED ADJ. LUGS	
	2.000	84697	LD5LV4		18.500	.813	1650595	HDS6	R
		FOR SEAL SH SIZE 16.500	(419.10MM)					W/8 EA .500 MOLDED ADJ. LUGS	
	.688	.875	524386	CT3	19.000	.875	1650660	HDS1	R
					19.000	.875	1650769	HDS3	D
								W/4 EA .500 ADJ. LUGS	
16.350 SHAFT					19.000	1.000	1650780	HDS1	R
17.350	.500	1635017	HS7	R	19.000	1.000	526651	HDS1	R
16.375 SHAFT								W/LIGHT SPRING	
17.562	1.000	1637901	HDSA1	RD	16.531 SHAFT				
17.875	.687	HDL-4179-R	HDL	R	18.031	.750	1653257	HS7	R
17.875	.750	1638257	HS7	R	16.535 SHAFT				
17.875	.750	1638250	HDS1	R	18.102	.787	1650342	HDS2	D
18.375	.813	1638557	HS7	R	18.110	.787	1653282	HDS2	D
18.375	1.000	1638580	HDS1	R	16.625 SHAFT				
16.400 SHAFT					17.625	.500	1663017	HS7	R
18.500	.813	1640554	HDS2	R					
		W/4 EA .250 LUGS							
18.500	1.625	1640932	HDS2	RR					

Complete size listing — Inches

Bore dia.	Width of seal	Stock no.	Type and style	Lip code	Bore dia.	Width of seal	Stock no.	Type and style	Lip code
16.750 SHAFT					17.000 SHAFT (Cont.)				
	1.500	87585	LDSL4		18.250	.625	1700110	HDS1	R
		FOR SEAL SH SIZE 16.938			18.250	.875	1700142	HDSA2	R
.813	1.250	523826	CT1	R	18.500	.625	1700228	HS8	V
		BORE DIA. IS SHOULDER WIDTH			18.500	.625	1700237	HS7	R
.875	1.313	524815	CT1	R	18.500	.625	1700238	HS8	R
		BORE DIA. IS SHOULDER WIDTH			18.500	.625	W/HOOK & EYE SPRING CONNECTOR		
18.000	.875	1675148	HS8	R	18.500	.625	1700249	HS8	D
18.250	.750	1675257	HS7	R	18.500	.687	HDL-4188-R	HDL	R
18.250	.750	1675258	HS8	R	18.500	.750	1700257	HS7	R
18.250	.688	1675240	HDS1	R	18.500	.625	1700230	HDS1	R
18.250	.688	1675242	HDS2	R	18.500	.625	1700232	HDS2	R
18.250	.750	1675250	HDS1	R	18.500	.625	1700239	HDS3	D
18.484	.703	518039	HS9	R			W/4 EA .500 ADJ. LUGS		
18.500	.875	1675410	HDS1	R	18.500	.625	★596179	HDS7	R
18.500	.875	1675413	HDS1	V	18.500	.688	1700240	HDS1	R
18.500	1.000	1675420	HDS1	R	18.500	.688	1700242	HDS1	R
18.750	.813	1675557	HS7	R			W/6 EA .125 LUGS		
18.750	1.000	1675588	HS8	R	18.500	.688	1700243	HDS2	V
		W/HOOK & EYE SPRING CONNECTOR			18.500	.688	1700244	HDS2	R
18.750	.875	1675560	HDS1	R			W/4 EA .125 LUGS		
18.750	.875	1675510	HDS2	R	18.500	.688	1700245	HDS2	R
19.000	.875	1675660	HDS1	R	18.500	.688	1700283	HDS1	V
19.250	1.000	1675780	HDS1	R	18.500	.750	1700212	HDS2	V
19.250	1.000	526650	HDS1	R			W/4 EA .500 ADJ. LUGS		
		W/LIGHT SPRING			18.500	.750	1700250	HDS1	R
16.812 SHAFT					18.500	.750	1700251	HDS2	D
	1.000	86737	LDSL4		18.500	.750	1700253	HDS1	V
		FOR SEAL SH SIZE 17.000 (431.80MM)			18.500	1.375	1700920	HSDS1	RR
	2.500	86738	LDSL4		18.500	1.375	1700922	HSDS2	RR
		FOR SEAL SH SIZE 17.000 (431.80MM)			18.500	.625	1700280	HDS7	R
16.813 SHAFT					19.000	.812	HDL-4190-R	HDL	R
	2.250	84616	LDSL4		19.000	.813	1700557	HS7	R
		FOR SEAL SH SIZE 17.000 (431.80MM)			19.000	.813	1700558	HS8	R
.813	1.000	594681	CT3	R			W/HOOK & EYE SPRING CONNECTOR		
		BORE DIA. IS SHOULDER WIDTH W/BUTT JOINT			19.000	.813	1700559	HS8	D
16.875 SHAFT							W/HOOK & EYE SPRING CONNECTOR		
18.375	.500	1688217	HS7	R	19.000	.813	1700576	HS6	D
18.875	.813	1688557	HS7	R			W/HOOK & EYE SPRING CONNECTOR		
16.929 SHAFT					19.000	1.000	1700587	HS7	R
	.196	404303	VR4	R	19.000	.625	1700523	HDS3	D
		SHAFT RANGE 16.929-17.126					W/4 EA .500 ADJ. LUGS		
18.429	.750	1693257	HS7	R	19.000	.625	1700528	HDS2	D
18.898	.629	1693460	HDS1	R	19.000	.687	1700534	HDS2	V
16.938 SHAFT					19.000	.687	1700537	HDS1	V
18.311	1.250	1694193	HDS1	R	19.000	.688	1700532	HDS2	R
19.283	.906	1694696	HDS1	R	19.000	.750	1700540	HDS1	R
		W/6 EA .063 LUGS			19.000	.750	1700541	HDS2	R
19.291	.906	1694692	HDS2	R	19.000	.750	1700542	HDS1	R
19.291	.906	1694697	HDS1	R			W/4 EA .375 LUGS		
19.291	1.063	1694700	HDS1	R	19.000	.750	1700549	HDS3	D
19.291	.906	1694725	HDS2	R			W/4 EA .500 ADJ. LUGS		
		W/6 EA .063 LUGS			19.000	.813	1700550	HDS1	R
17.000 SHAFT					19.000	.813	1700552	HDS2	R
.813	1.000	524360	CT3	R	19.000	.813	1700553	HDS1	V
		BORE DIA. IS SHOULDER WIDTH			19.000	.813	1700554	HDS1	R
1.063	1.500	528535	CT1	R			W/4 EA .188 LUGS		
		BORE DIA. IS SHOULDER WIDTH			19.000	.813	1700573	HDS2	V
18.000	.500	1700018	HS8	D	19.000	.875	1700560	HDS1	R
18.250	.625	1700118	HS8	R	19.000	.875	1700562	HDS1	R
							W/6 EA .063 LUGS		
					19.000	.906	1700565	HDS2	D
							W/6 EA .063 LUGS		
					19.000	.906	1700567	HDS1	R
							W/6 EA .219 LUGS		
					19.000	.938	1700570	HDS1	R

★Contact manufacturer for availability
Bold numbers are preferred designs

† Includes Bore-Tite on O.D.
 ▲ WasteWatcher numbers

Complete size listing — Inches

Bore dia.	Width of seal	Stock no.	Type and style	Lip code	Bore dia.	Width of seal	Stock no.	Type and style	Lip code
17.000 SHAFT (Cont.)					17.438 SHAFT				
19.000	1.000	1700580	HDS1	R	18.750	.750	1743182	HDS2	R
19.000	1.000	1700584	HDS2	D	19.250	.875	1743410	HDS1	R
19.000	1.000	1700585	HDS1	D	17.449 SHAFT				
19.000	1.250	1700950	HDSA1	RD	2.000	85762	LDSL4		
19.000	1.250	1700952	HDSE2	DD	FOR SEAL SH SIZE 17.637				(447.98MM)
19.000	2.000	1700953	HDSE2	RR	17.500 SHAFT				
19.000	2.000	1700958	HDSE2	RR	1.250	90770	LDSL4		
W/ LUBE HOLES ON O.D.					FOR SEAL SH SIZE 17.688				
19.000	.813	1700579	HDS7	R	.813	1.250	522679	CT1	R
19.250	1.000	1700680	HDS1	R	BORE DIA. IS SHOULDER WIDTH				
19.291	.875	1700700	HDS1	R	.938	1.375	523547	CT1	R
19.500	.812	HDL-3750-R	HDL	R	BORE DIA. IS SHOULDER WIDTH				
19.500	.875	1700760	HDS1	R	.938	1.375	525737	CT1	R
17.125 SHAFT					BORE DIA. IS SHOULDER WIDTH W/BUTT JOINT				
		171026	HDDFBV1	R	18.500	.500	1750017	HS7	R
		BELLEVILLE WASHERS (2 EA/KIT)			18.500	.350	516226	HD1	D
18.125	.500	1713017	HS7	R	QUILL WIPER				
18.625	.750	1713257	HS7	R	19.000	.687	HDL-4194-R	HDL	R
19.125	.813	1713557	HS7	R	19.000	.750	1750257	HS7	R
19.240	1.531	171025	HDDF1	R	19.000	.750	1750259	HS8	D
17.172 SHAFT					19.000	.625	1750230	HDS1	R
19.250	.750	1717600	HDS1	R	19.000	.688	1750240	HDS1	R
17.188 SHAFT					19.000	.688	1750244	HDS2	V
18.562	.688	1719170	HDS1	R	19.000	.688	1750245	HDS2	R
17.250 SHAFT					19.000	.688	1750249	HDS3	D
1.000	90779	LDSL4			W/4 EA .500 ADJ. LUGS				
	FOR SEAL SH SIZE 17.438				19.000	.750	1750250	HDS1	R
2.000	84576	LDSL4			19.000	.750	1750251	HDS1	D
	FOR SEAL SH SIZE 17.438 (442.93MM)				19.000	.750	1750253	HDS1	V
18.750	.687	HDL-3751-R	HDL	R	19.000	.750	1750254	HDS2	V
18.750	.750	1725257	HS7	R	19.000	1.000	1750290	HDS1	R
18.750	.750	1725258	HS8	R	19.000	1.250	1750920	HDSA1	RD
W/HOOK & EYE SPRING CONNECTOR					19.000	.688	1750220	HDS7	H
18.750	.625	1725230	†HDS1	R	19.000	.688	1750221	HDS7	R
18.750	.750	1725250	HDS1	R	19.250	.625	1750368	HS8	V
18.750	.750	1725255	HDS2	R	19.250	.687	HDL-5054-R	HDL	R
18.750	.750	1725259	HDS3	D	19.250	1.000	HDL-3005-R	HDL	R
W/4 EA .500 ADJ. LUGS					19.250	.688	1750370	HDS1	R
19.000	.875	1725410	HDS1	R	19.250	.688	1750372	HDS2	R
19.250	.813	1725557	HS7	R	19.250	.688	1750379	HDS3	D
19.250	1.000	1725587	HS7	R	W/4 EA .500 ADJ. LUGS				
19.250	.875	1725560	HDS1	R	19.250	.750	1750380	HDS1	R
19.250	.938	1725570	HDS1	R	19.250	.750	1750385	HDS2	R
19.250	.938	1725571	HDS1	D	19.250	.938	1750433	HDS1	D
19.250	1.000	1725580	HDS1	R	19.250	1.000	1750420	HDS1	R
19.250	1.000	1725583	HDS1	V	19.250	1.000	1750425	HDS2	R
19.500	.875	1725660	HDS1	R	W/4 EA .125 LUGS				
17.313 SHAFT					19.250	1.000	1750426	HDS2	R
1.500	86430	LDSL4			W/4 EA .500 ADJ. LUGS				
	FOR SEAL SH SIZE 17.500 (444.50MM)				19.500	.687	HDL-4198-R	HDL	R
.688	.875	524388	CT3	R	19.500	.688	1750538	HS8	R
BORE DIA. IS SHOULDER WIDTH					W/HOOK & EYE SPRING CONNECTOR				
17.332 SHAFT					19.500	.750	1750516	HS6	R
18.832	.750	1733257	HS7	R	19.500	.813	1750557	HS7	R
17.375 SHAFT					19.500	1.000	1750587	HS7	R
18.625	1.250	1737118	HDSH2	D	19.500	.688	1750530	HDS1	R
18.875	.750	1738257	HS7	R	19.500	.688	1750532	HDS1	R
18.875	.750	1737219	HDS7	R	W/4 EA .125 LUGS				
19.500	1.000	1737630	HDS1	R	19.500	.688	1750533	HDS2	D
					19.500	.688	1750534	HDS2	R
					W/4 EA .125 LUGS				
					19.500	.688	1750539	HDS3	D
					W/4 EA .500 ADJ. LUGS				

Complete size listing — Inches

Bore dia.	Width of seal	Stock no.	Type and style	Lip code	Bore dia.	Width of seal	Stock no.	Type and style	Lip code
17.500 SHAFT (Cont.)					17.750 SHAFT (Cont.)				
19.500	.750	1750540	HDS1	R	2.500		86631	LDSL4	
19.500	.875	1750560	HDS1	R	FOR SEAL SH SIZE 17.938 (455.63MM)				
19.500	1.000	1750580	HDS1	R	18.750	.500	1775017	HS7	R
19.500	1.000	1750585	HDS1	R	19.250	.750	1775257	HS7	R
		W/4 EA .125 LUGS			19.750	.813	1775518	HS8	R
19.500	1.000	1750958	HDSA2	RD	19.750	.813	1775557	HS7	R
19.500	1.250	1750952	HDSA1	RD	19.750	.750	1775540	HDS1	R
19.750	.750	1750659	HDS3	D	19.750	.750	1775543	HDS1	R
		W/4 EA .500 ADJ. LUGS			W/4 EA .250 LUGS				
20.000	1.000	1750780	HDS1	R	19.750	.813	1775550	HDS1	R
20.500	1.000	1750890	HDS1	R	19.750	1.000	1775570	HDS1	D
20.522	1.500	1750900	HDS1	R	19.750	1.000	1775580	HDS1	R
20.522	1.500	1750901	HDS2	R	20.089	.875	1775690	HDS1	R
17.531 SHAFT					20.089	1.000	1775700	HDS1	R
19.125	.719	1753230	HDS1	V	20.250	.875	1775760	†HDS1	R
17.543 SHAFT					17.812 SHAFT				
	2.362	86799	LDSL4		2.125		87271	LDSL4	
	FOR SEAL SH SIZE 17.731 (450.37MM)				FOR SEAL SH SIZE 18.000 (457.20MM)				
17.558 SHAFT					17.813 SHAFT				
19.063	.750	1755250	HDS1	R	2.500		86405	LDSL3	
17.563 SHAFT					FOR SEAL SH SIZE 18.000 (457.20MM)				
19.063	.750	1756257	HS7	R	19.125	.625	1781145	HDS2	R
17.625 SHAFT					17.818 SHAFT				
19.125	.750	1763210	HDS1	D	19.750	.750	1781502	HDS2	R
19.125	.750	1763217	HDS1	V	19.750	.750	1783500	HDS1	R
19.125	.750	1763250	HDS1	R	20.500	1.000	1782790	HDS1	R
19.250	.687	HDL-4199-R	HDL	R	17.875 SHAFT				
19.250	.688	1763320	HDS1	R	19.137	.930	178750	†HMSA11	D
19.375	.750	1763380	HDS1	R	P.F. WIDTH .930				
19.375	.875	1763410	HDS1	R	19.137	.930	1787068	HDS1	D
19.375	.875	1763412	HDS2	R	19.500	.688	1788322	HDS2	D
19.500	.750	1763470	HDS1	R	19.875	.812	HDL-4204-R	HDL	R
19.625	.813	1763557	HS7	R	19.875	.813	1788558	HS8	R
19.625	.688	1763530	HDS1	R	19.875	.750	1788540	HDS1	R
19.625	.813	1763550	HDS1	R	19.875	.750	1788541	HDS1	R
20.500	1.000	1763840	HDS1	R	W/4 EA .125 LUGS				
17.688 SHAFT					19.875	.813	1788550	HDS1	R
.750	.938	524389	CT3	R	19.875	.813	1788552	HDS2	R
	BORE DIA. IS SHOULDER WIDTH				20.000	.875	1787622	HDS2	R
.750	.938	594654	CT3	R	W/4 EA .250 LUGS				
	BORE DIA. IS SHOULDER WIDTH W/BUTT JOINT				20.000	.875	1787623	HDS3	D
3.313	3.750	528070	CT4	R	W/4 EA .500 ADJ. LUGS				
	BORE DIA. IS SHOULDER WIDTH W/BUTT JOINT				20.250	.875	1788710	HDS1	R
17.716 SHAFT					17.900 SHAFT				
19.716	.813	1771557	HS7	R	19.400	.750	1790257	HS7	R
17.717 SHAFT					17.913 SHAFT				
	1.969	404503	VR4	R	.196		404553	VR4	R
	SHAFT RANGE 17.717-17.913				SHAFT RANGE 17.913-18.110				
17.718 SHAFT					17.938 SHAFT				
20.079	.719	1771690	HDS1	R	19.750	1.000	1793442	HDS2	R
17.719 SHAFT					19.750	1.000	1793490	HDS1	R
19.219	.750	1772257	HS7	R	18.000 SHAFT				
17.750 SHAFT					.310		404502	VR3	R
	1.250	90774	LDSL4		SHAFT RANGE 16.730 - 18.700				
	FOR SEAL SHAFT SIZE 17.938				.310		404506	VR3	V
					SHAFT RANGE 16.730 - 18.700				
					.790		404500	VR1	R
					SHAFT RANGE 16.930 - 18.900				

★Contact manufacturer for availability
Bold numbers are preferred designs

† Includes Bore-Tite on O.D.
 ▲ WasteWatcher numbers

Complete size listing — Inches

Bore dia.	Width of seal	Stock no.	Type and style	Lip code	Bore dia.	Width of seal	Stock no.	Type and style	Lip code
18.000 SHAFT (Cont.)					18.000 SHAFT (Cont.)				
	.790	404504	VR1	V	20.000	1.500	1800956	HDS1	RR
	SHAFT RANGE 16.930 - 18.900				20.000	1.813	1800593	HDS1	R
19.000	.500	1800017	HS7	R	20.000	.875	1800510	HDS4	R
19.000	.500	1800018	HS8	R		W/8 EA .500 MOLDED ADJ. LUGS			
19.000	.625	1800027	HS7	R	20.000	.875	1800515	HDS6	R
19.500	.687	HDL-4206-R	HDL	R		W/8 EA .500 MOLDED ADJ. LUGS			
19.500	.688	1800218	HS8	R	20.250	1.000	1800680	HDS1	R
	W/HOOK & EYE SPRING CONNECTOR				20.250	1.000	1800683	HDS1	V
19.500	.750	1800257	HS7	R	20.250	1.000	1800965	HDSA2	RD
19.500	.687	1800224	HDS2	V	20.250	1.000	528308	HDSA2	VD
19.500	.688	1800240	HDS1	R	20.250	1.250	1800966	HDSE2	RR
19.500	.688	1800244	HDS2	D	20.500	1.125	1800790	HDS1	R
	W/4 EA .125 LUGS				20.500	1.250	1800800	HDS1	R
19.500	.688	1800245	HDS2	R	21.000	.688	1800850	HDS1	R
19.500	.688	1800246	HDS2	D	21.000	1.125	1800896	HDS2	R
19.500	.688	1800249	HDS3	D		W/4 EA .375 LUGS			
	W/4 EA .500 ADJ. LUGS				21.000	1.500	1800890	HDS1	R
19.500	.750	1800250	HDS1	R	18.031 SHAFT				
19.500	1.000	1800290	HDS1	R	20.031	.813	1803557	HS7	R
19.500	1.250	1800912	HDSE2	RR	18.063 SHAFT				
	W/8 EA .125 LUBE HOLES ON O.D.				20.063	.813	1806557	HS7	R
19.500	1.250	1800918	HDSE1	RR	18.110 SHAFT				
	W/8 EA .125 LUBE HOLES ON O.D.				1.969		404603	VR4	R
19.500	1.438	1800922	HDSE2	RR		SHAFT RANGE 18.110-18.307			
19.515	.875	1800300	HDS1	R	20.110	.813	1811557	HS7	R
19.750	.750	1800387	HS7	R	20.115	.813	1811550	HDS1	R
19.750	.750	1800380	HDS1	R	20.276	1.102	1811632	HDS2	R
19.750	.750	1800382	HDS2	R	18.120 SHAFT				
19.750	.750	1800389	HDS3	D	20.500	1.000	1813720	HDS1	R
	W/4 EA .500 ADJ. LUGS				18.125 SHAFT				
19.750	.875	1800410	HDS1	R	20.125	.813	1813558	HS8	R
19.750	.938	1800430	HDS1	R	20.500	1.000	1813730	HDS1	R
19.750	1.000	1800423	HDS1	V	18.163 SHAFT				
19.875	.750	1800470	HDS1	R	2.000	86343	LDLVL4		
20.000	.813	1800557	HS7	R	FOR SEAL SH SIZE 18.350				(466.09MM)
20.000	.813	1800558	HS8	R	18.175 SHAFT				
20.000	.813	1800559	HS8	D	19.500	.750	1817138	HS8	R
20.000	.875	HDL-4210-R	HDL	R		W/HOOK & EYE SPRING CONNECTOR			
20.000	1.000	1800587	HS7	R	19.750	.750	1817258	HS8	R
20.000	.625	1800520	HDS2	R		W/HOOK & EYE SPRING CONNECTOR			
20.000	.750	1800540	HDS1	R	18.188 SHAFT				
20.000	.750	1800542	HDS2	D	20.500	1.000	1819690	HDS1	R
20.000	.750	1800543	HDS1	R	18.250 SHAFT				
	W/4 EA .375 LUGS				19.750	.750	1825257	HS7	R
20.000	.750	1800549	HDS3	D	19.750	.750	1825258	HS8	R
	W/4 EA .500 ADJ. LUGS				19.750	.750	1825338	HS8	H
20.000	.813	1800550	HDS1	R	19.750	.750	1825250	HDS1	R
20.000	.875	1800560	HDS1	R	19.750	.750	1825252	HDS2	R
20.000	.875	1800563	HDS2	R	19.750	.750	1825253	HDS1	V
20.000	.875	1800564	HDS1	R	19.750	.750	1825255	HDS1	R
	W/4 EA .125 LUGS					W/4 EA .375 LUGS			
20.000	.875	1800565	HDS2	R	19.781	.750	1825268	HS8	R
	W/4 EA .125 LUGS				19.867	1.000	1825300	HDS1	R
20.000	.875	1800573	HDS2	V	19.875	.875	1825340	HDS1	R
20.000	.875	1800583	HDS3	D	19.875	1.000	1825350	HDS1	R
	W/4 EA .500 ADJ. LUGS				19.875	1.000	1825352	HDS2	R
20.000	1.000	1800580	HDS1	R	20.000	.875	1825410	HDS1	R
20.000	1.000	1800581	HDS1	R					
	W/4 EA .375 LUGS								
20.000	1.000	1800582	HDS2	R					
20.000	1.250	1800570	HDS2	RR					
20.000	1.250	1800591	HDS1	R					
20.000	1.250	1800592	HDS1	R					
	W/4 EA .125 LUGS								
20.000	1.500	1800950	HDSA1	RD					

Complete size listing — Inches

Bore dia.	Width of seal	Stock no.	Type and style	Lip code	Bore dia.	Width of seal	Stock no.	Type and style	Lip code
18.250 SHAFT (Cont.)					18.500 SHAFT (Cont.)				
20.125	.938	1825486	HDS1	R	20.500	.813	1850554	HDS2	V
20.250	.813	1825557	HS7	R	20.500	.813	1850555	HDS1	D
20.250	.750	1825540	HDS1	R	20.500	.875	1850553	HDS2	V
20.250	.813	1825550	HDS1	R	20.500	.875	1850560	HDS1	R
20.500	1.000	1825680	HDS1	R	20.500	.875	1850561	HDS2	R
20.500	1.188	1825674	HDS1	V	20.500	.875	1850562	HDS1	R
21.250	1.500	1825900	HDS1	R	20.500	.875	W/4 EA .250 LUGS		
18.313 SHAFT					20.500	.875	1850563	HDS1	R
19.492	.750	1831070	HDS1	R	20.500	.875	W/4 EA .438 LUGS		
18.375 SHAFT					20.500	.875	1850564	HDS1	R
19.875	.687	HDL-4213-R	HDL	R	20.500	.875	W/4 EA .375 LUGS		
19.875	.750	1838257	HS7	R	20.500	.875	1850565	HDS1	R
19.875	.688	1838240	HDS1	R	20.500	.875	1850567	HDS2	R
19.875	.688	1838241	HDS2	R	20.500	.875	W/4 EA .375 LUGS		
19.875	.688	1838244	HDS2	R	20.500	.906	592939	HDS2	D
19.875	.688	W/4 EA .250 LUGS			20.500	.906	1850570	HDS1	R
19.875	.688	1838245	HDS2	R	20.500	.906	1850572	HDS1	R
19.875	.688	W/4 EA .125 LUGS			20.500	.906	W/4 EA .250 LUGS		
19.875	.688	1838249	HDS3	D	20.500	.906	1850576	HDS2	R
19.938	.625	W/4 EA .500 ADJ. LUGS			20.500	.968	1850952	HDSA2	V
19.938	.625	1838300	HDS1	R	20.500	1.000	1850580	HDS1	R
19.938	.625	1838301	HDS1	R	20.500	1.000	1850584	HDS2	D
20.000	.750	W/4 EA .063 LUGS			20.500	1.000	1850585	HDS1	D
20.000	.750	HDL-4215-R	HDL	R	20.500	1.000	1850585	HDS1	D
20.375	.813	1838330	HDS1	R	21.248	1.000	1850790	HDS1	R
20.375	.813	1838557	HS7	R	22.750	1.000	1850905	HDS1	R
20.375	.813	1838558	HS8	R	18.504 SHAFT				
20.375	.813	1837570	HDS1	R	.196		404703	VR4	R
20.375	.875	1838560	HDS1	R	SHAFT RANGE 18.504-18.701				
20.500	.875	1837608	HS8	R	20.079	.787	1850306	HDS3	V
20.500	.875	1838620	HDS1	R	W/4 EA .500 ADJ LUGS				
20.750	.875	1838710	HDS1	R	18.560 SHAFT				
18.500 SHAFT					20.000	.750	1856193	HDS1	R
.688	1.125	525708	CT1	R	18.625 SHAFT				
		BORE DIA. IS SHOULDER WIDTH			20.625	.813	1863557	HS7	R
.813	1.250	526192	CT1	R	18.730 SHAFT				
		BORE DIA. IS SHOULDER WIDTH			20.500	.750	1873440	HDS1	R
19.500	.500	1850017	HS7	R	18.750 SHAFT				
20.000	.750	1850248	HS8	D	.813	1.250	595637	CT1	R
20.000	.750	1850257	HS7	R	BORE DIA. IS SHOULDER WIDTH W/BUTT JOINT				
20.000	.750	1850212	HDS2	V	19.750	.500	1875017	HS7	R
20.000	.750	1850250	HDS1	R	20.250	.750	1875257	HS7	R
20.000	1.250	1850922	HDS02	RR	20.250	.750	1875258	HS8	R
20.250	.750	1850380	HDS1	R	20.250	.750	1875250	HDS1	R
20.500	.812	HDLA-3068-R	HDLA	R	20.250	.750	1875253	HDS2	R
20.500	.813	1850557	HS7	R	20.250	.750	1875259	HDS3	D
20.500	.875	HDL-4216-R	HDL	R	W/4 EA .500 ADJ. LUGS				
20.500	1.000	1850587	HS7	R	20.500	.750	1875380	HDS1	R
20.500	.750	1850540	HDS1	R	20.500	.750	1875381	HDS1	V
20.500	.750	1850542	HDS2	R	20.500	.875	1875410	HDS1	R
20.500	.750	1850543	HDS1	R	20.500	.875	1875412	HDS2	R
		W/4 EA .125 LUGS			20.563	.813	1875433	HDS2	R
20.500	.750	1850545	HDS2	R	W/4 EA .063 LUGS				
		W/4 EA .125 LUGS			20.750	.813	1875557	HS7	R
20.500	.750	1850548	HDS3	V	20.750	1.000	1875580	HDS1	R
		W/4 EA .500 ADJ LUGS			20.750	.750	1875540	HDS1	R
20.500	.750	1850549	HDS3	D	20.750	.813	1875513	HDS1	D
		W/4 EA .500 ADJ. LUGS			20.750	.813	1875550	HDS1	R
20.500	.813	1850550	HDS1	R	20.750	.813	1875553	HDS2	R
20.500	.813	1850551	HDS1	R					
		W/4 EA .188 LUGS							
20.500	.813	1850552	HDS2	R					

★ Contact manufacturer for availability
Bold numbers are preferred designs

† Includes Bore-Tite on O.D.
 ▲ WasteWatcher numbers

Complete size listing — Inches

Bore dia.	Width of seal	Stock no.	Type and style	Lip code	Bore dia.	Width of seal	Stock no.	Type and style	Lip code
18.812 SHAFT					19.000 SHAFT (Cont.)				
	1.575	87924	LDSL4		21.000	.875	1900560	HDS1	R
		FOR SEAL SH SIZE 19.000			21.000	.875	1900562	HDS2	V
18.813 SHAFT					21.000	.875	1900563	HDS2	R
	1.500	85104	LDSL3		21.000	.875	1900564	HDS2	R
		FOR SEAL SH SIZE 19.000 (482.60MM)					W/4 EA .188 LUGS		
	1.750	86563	LDSL4		21.000	.875	1900565	HDS2	R
		FOR SEAL SH SIZE 19.000 (482.60MM)					W/4 EA .125 LUGS		
	2.250	87015	LDSL4		21.000	.875	1900566	HDS2	V
		FOR SEAL SH SIZE 19.000 (482.60MM)					W/4 EA .125 LUGS		
	2.500	86716	LDSL4		21.000	.875	1900569	HDS3	D
		FOR SEAL SH SIZE 19.000 (482.60MM)					W/4 EA .500 ADJ. LUGS		
18.818 SHAFT					21.000	1.000	1900580	HDS1	R
20.818	.813	1882557	HS7	R	21.000	1.250	1900950	HDSC1	RD
18.875 SHAFT					21.000	1.313	1900592	HDS1	R
.750	.938	595943	CT3	R	21.000	1.000	1900512	HDS2	R
		BORE DIA. IS SHOULDER WIDTH W/BUTT JOINT			21.125	.813	1900616	HDS2	R
20.625	.875	1888391	HDS1	R			W/4 EA .063 LUGS		
20.875	.813	1888557	HS7	R	21.250	.875	1900660	HDS1	R
					21.500	.750	1900740	HDS1	R
18.898 SHAFT					21.500	.750	1900741	HDS2	R
	.196	404803	VR4	R	21.500	1.250	1900800	HDS1	R
		SHAFT RANGE 18.898-19.094			21.750	1.000	1900830	HDS1	R
20.861	.866	1889572	HDS2	D	19.094 SHAFT				
						.196	404853	VR4	R
							SHAFT RANGE 19.094-19.291		
18.937 SHAFT					19.125 SHAFT				
20.937	.813	1894557	HS7	R			191021	HDDFBV1	R
19.000 SHAFT					20.125	.500	1913017	HS7	R
20.000	.500	1900017	HS7	R	21.125	.813	1913557	HS7	R
20.500	.750	HDL-4218-R	HDL	R	21.250	1.750	1913960	HSDS1	RR
20.500	.750	1900257	HS7	R	21.500	1.640	191022	HDDF1	R
20.500	.750	1900258	HS8	R	19.188 SHAFT				
20.500	.750	1901257	HS7	D	20.563	.688	1919170	HDS1	R
20.500	.625	1900232	HDS2	H	21.188	.813	1919557	HS7	R
20.500	.750	1900250	HDS1	R	19.250 SHAFT				
20.500	.750	1900251	HDS2	R	20.750	.750	HDL-4617-R	HDL	R
		W/6 EA .375 LUGS			20.750	.625	596180	HDS7	R
20.500	.750	1900252	HDS1	R	20.750	.750	1925250	HDS1	R
		W/4 EA .250 LUGS			20.750	.750	1925252	HDS2	R
20.500	.750	1900253	HDS1	R	20.750	.750	1925253	HDS1	R
		W/6 EA .250 LUGS					W/6 EA .125 LUGS		
20.500	.750	1900254	HDS2	R	20.750	.750	1925254	HDS1	D
20.500	.750	1900255	HDS2	R			W/4 EA .125 LUGS		
		W/4 EA .125 LUGS			20.750	.750	1925255	HDS2	R
20.500	.750	1900256	HDS2	R			W/6 EA .125 LUGS		
		W/6 EA .250 LUGS			20.750	.875	1925920	HDSA1	RD
20.500	.750	1900259	HDS3	D	21.000	.750	1925380	HDS1	R
		W/4 EA .500 ADJ. LUGS			21.250	.813	1925557	HS7	R
20.500	.750	1900265	HDS2	V	21.250	.750	1925540	HDS1	R
		W/6 EA .375 LUGS			21.250	.938	1925570	HDS1	R
20.500	.750	1901254	HDS2	D	21.250	1.000	1925580	HDS1	R
20.500	.875	1900274	HDS2	D	21.500	.875	1925660	HDS1	R
20.500	.875	1900275	HDS2	D	19.291 SHAFT				
		W/4 EA .125 LUGS				.196	404903	VR4	R
20.500	.938	1900282	HDS1	R			SHAFT RANGE 19.291-19.488		
		W/4 EA .125 LUGS			19.375 SHAFT				
20.500	.750	1900260	HDS2	V	21.000	.813	1938340	HDS1	R
20.500	.750	1900211	HDS7	R					
21.000	.750	1900548	HS8	R					
21.000	.813	1900557	HS7	R					
21.000	.875	HDL-4219-R	HDL	R					
21.000	.750	1900540	HDS1	R					

Complete size listing — Inches

Bore dia.	Width of seal	Stock no.	Type and style	Lip code	Bore dia.	Width of seal	Stock no.	Type and style	Lip code
19.375 SHAFT (Cont.)					19.750 SHAFT				
21.000	.813	1938345	HDS2	D	20.750	.500	1975018	HS8	R
		W/4 EA .188 LUGS			20.750	.625	1975526	HS6	R
21.375	.813	1938557	HS7	R	21.125	.875	1975150	HDS1	R
19.496 SHAFT					21.500	1.000	1975420	HDS1	R
	2.360	★ 87632	LDLSLV4		21.750	.625	1975528	HS8	R
		FOR SEAL SH SIZE 19.685			21.750	.813	1975557	HS7	R
	2.362	87631	LDLSLV4		21.750	.875	HDL-4228-R	HDL	R
		FOR SEAL SH SIZE 19.684			21.750	.813	1975553	HDS2	V
19.497 SHAFT					21.750	.875	1975560	HDS1	R
	1.575	87785	LDLSLV4		21.750	.875	1975569	HDS3	D
		FOR SEAL SH SIZE 19.497					W/4 EA .500 ADJ. LUGS		
19.500 SHAFT					21.750	1.000	1975580	HDS1	R
	1.250	90769	LDLSLV4		21.750	1.000	1975582	HDS2	R
		FOR SEAL SH SIZE 19.688			21.750	1.000	1975585	HDS2	R
.688	1.125	594181	CT1	R			W/4 EA .125 LUGS		
		BORE DIA. IS SHOULDER WIDTH			22.000	.875	1975660	HDS1	R
20.500	.500	1950017	HS7	R	22.000	1.000	1975680	HDS1	R
21.000	.750	1950250	HDS1	R	22.125	.875	1975710	HDS1	R
21.500	.813	1950518	HS8	R	22.125	1.000	1975732	HDS2	R
21.500	.813	1950557	HS7	R	22.125	1.000	1975972	HDSA1	RD
21.500	.875	HDL-4221-R	HDL	R	22.250	.875	1975760	HDS1	R
21.500	1.000	1950588	HS8	R	19.813 SHAFT				
21.500	.750	1950540	HDS1	R		1.250	84781	LDLSLV4	
21.500	.750	1950542	HDS2	R			FOR SEAL SH SIZE 20.000	(508.00MM)	
21.500	.750	1950544	HDS2	R	19.875 SHAFT				
		W/4 EA .375 LUGS			.310	405002	VR3		R
21.500	.750	1950549	HDS3	D			SHAFT RANGE 18.900 - 20.870		
		W/4 EA .500 ADJ. LUGS			.310	405006	VR3		V
21.500	.875	1950560	HDS1	R			SHAFT RANGE 18.700 - 20.080		
21.500	.875	1950563	HDS2	V	.790	405000	VR1		R
21.500	.938	1950570	HDS1	R			SHAFT RANGE 18.900 - 20.870		
21.500	.938	1950571	HDS1	R	.790	405004	VR1		V
		W/4 EA .125 LUGS					SHAFT RANGE 18.900 - 20.870		
21.500	1.000	1950580	HDS1	R	21.750	.750	1988470	HDS1	R
21.500	1.000	1950583	HDS1	V	21.875	.625	1988528	HS8	R
21.500	1.250	1950950	HDSA1	RD	21.875	.813	1988557	HS7	R
21.500	.750	1950211	HDS7	R	22.000	.875	1988620	HDS1	R
21.688	.750	1950640	HDS1	R	22.000	1.000	1988630	HDS1	R
21.750	.875	1950660	HDS1	R	22.250	.875	1988710	HDS1	R
22.000	.875	1950760	HDS1	R	19.881 SHAFT				
22.125	.875	1950800	HDS1	R	21.881	.813	1989557	HS7	R
22.250	.875	1950820	HDS1	R	19.937 SHAFT				
19.563 SHAFT					21.687	.625	HDL-4233-R	HDL	R
	2.750	85654	LDLSLV4		19.938 SHAFT				
		FOR SEAL SH SIZE 19.750	(501.60MM)		21.500	.750	1994300	HDS1	R
19.625 SHAFT					21.688	.625	1994360	HDS1	R
21.260	.787	1963341	HDS1	R	21.688	.625	1994361	HDS1	R
21.260	1.563	1963340	HDS1	R			W/4 EA .063 LUGS		
21.625	.813	1963557	HS7	R	21.688	.625	1994363	HDS1	R
21.625	.813	1963550	HDS1	R			W/4 EA .125 LUGS		
21.625	.938	1963570	HDS1	R	21.750	.750	1994430	HDS1	R
19.685 SHAFT					19.983 SHAFT				
	.196	405003	VR4	R	22.000	.625	1998523	HDS3	D
		SHAFT RANGE 19.685-19.882					W/4 EA .500 ADJ. LUGS		
22.047	.984	1968710	HDS1	R	22.000	.875	1998603	HDS3	D
							W/4 EA .500 ADJ. LUGS		
19.688 SHAFT					20.000 SHAFT				
21.250	.787	1969300	HDS1	R	.813	1.250	524587	CT1	R
							BORE DIA. IS SHOULDER WIDTH		

★ Contact manufacturer for availability
Bold numbers are preferred designs

† Includes Bore-Tite on O.D.
 ▲ WasteWatcher numbers

Complete size listing — Inches

Bore dia.	Width of seal	Stock no.	Type and style	Lip code	Bore dia.	Width of seal	Stock no.	Type and style	Lip code
20.000 SHAFT (Cont.)					20.000 SHAFT (Cont.)				
21.000	.500	2000017	HS7	R	22.625	.750	2000803	HDS2	R
21.000	.500	2000018	HS8	D	20.079 SHAFT				
21.250	1.375	2000913	HDSA1	RD		.196	405103	VR4	R
21.500	.625	2000237	HS7	R	SHAFT RANGE 20.079-20.276				
21.500	.625	2000238	HS8	R	20.188 SHAFT				
21.500	.750	HDL-4235-R	HDL	R	22.500	1.000	2019690	HDS1	R
21.500	.750	2000258	HS8	R	20.250 SHAFT				
21.500	.625	2000230	HDS1	R	21.250	.500	2025017	HS7	R
21.500	.625	2000239	HDS3	D	21.750	.750	HDL-4239-R	HDL	R
		W/4 EA .500 ADJ. LUGS			21.750	.750	2025214	HDS2	V
21.500	.750	2000250	HDS1	R	21.750	.750	2025250	HDS1	R
21.500	.750	2000253	HDS1	R	21.750	.750	2025251	HDS1	R
		W/8 EA .125 LUGS					W/4 EA .125 LUGS		
21.500	.750	2000254	HDS1	R	21.750	.750	2025252	HDS2	R
		W/4 EA .250 LUGS			21.750	.750	2025254	HDS2	R
21.500	.750	2000262	HDS2	V			W/4 EA .125 LUGS		
21.500	.750	2000283	HDS1	V	21.750	.750	2025252	HDS2	R
21.500	.875	2000920	HDSA1	V	21.750	.750	2025254	HDS2	R
21.500	.875	593789	HDSA1	VD			W/4 EA .125 LUGS		
21.500	.750	2000232	HDS2	R	21.750	1.500	2025284	†HDS2	R
21.500	.750	2000240	HDS7	R	21.875	.875	2025340	HDS1	R
					22.000	.750	2025380	HDS1	R
21.750	.750	HDL-4236-R	HDL	R	22.250	.625	2025528	HS8	R
21.750	.750	2000388	HS8	R	22.250	.813	2025557	HS7	R
21.750	.750	2000380	HDS1	R	22.250	.750	2025543	HDS1	V
22.000	.500	595044	HS5	R	22.250	.875	2025560	HDS1	R
22.000	.625	2000527	HS7	R	22.250	.875	2025562	HDS2	R
22.000	.625	2000528	HS8	R	22.250	.875	2025564	HDS1	R
22.000	.625	2000557	HS7	R			W/4 EA .125 LUGS		
22.000	.813	2000558	HS8	R	22.250	.875	2025569	HDS3	D
22.000	.875	HDL-4237-R	HDL	R			W/4 EA .500 ADJ. LUGS		
22.000	.875	2000568	HS8	R	22.250	.875	2025570	HDS1	D
22.000	1.000	2000587	HS7	R	22.250	1.000	2025568	HDS3	D
22.000	.625	2000520	HDS1	R			W/4 EA .500 ADJ. LUGS		
22.000	.625	2000522	HDS2	V	22.250	1.000	2025580	HDS1	R
22.000	.625	2000529	HDS3	D	22.375	1.000	2025630	HDS1	R
		W/4 EA .500 ADJ. LUGS			22.500	.875	2025660	HDS1	R
22.000	.750	2000543	HDS1	V	22.500	.875	2025662	HDS2	R
22.000	.875	2000560	HDS1	R	22.500	.875	2025664	HDS2	R
22.000	.875	2000561	HDS1	R			W/4 EA .375 LUGS		
		W/4 EA .125 LUGS			22.500	.875	2025665	HDS2	R
22.000	.875	2000563	HDS1	R			W/4 EA .500 ADJ. LUGS		
		W/8 EA .125 LUGS			24.000	1.000	2025901	HDS1	R
22.000	.875	2000564	HDS1	V	20.275 SHAFT				
22.000	.875	2000565	HDS2	R	21.535	.630	2027118	HS8	R
22.000	.875	2000566	HDS2	R	20.312 SHAFT				
		W/4 EA .250 LUGS				1.000	86739	LDLVL4	
22.000	.906	2000500	HDS1	R	FOR SEAL SH SIZE 20.500 (520.70MM)				
22.000	.906	2000570	HDS1	R	20.313 SHAFT				
22.000	1.000	2000580	HDS1	R	.750	.938	525030	CT3	R
22.000	1.000	2000582	HDS1	R			BORE DIA. IS SHOULDER WIDTH		
		W/6 EA .250 LUGS			.750	.938	595455	CT3	R
22.000	1.000	2000584	HDS2	R	BORE DIA. IS SHOULDER WIDTH W/BUTT JOINT				
		W/6 EA .250 LUGS			20.438 SHAFT				
22.000	1.000	2000585	HDS2	R	22.500	.750	2044600	HDS1	R
22.000	1.250	2000592	HDS2	R	22.500	.750	2044602	HDS2	R
22.000	1.812	2000590	HDS1	R	22.500	.750	2044603	HDS2	R
22.000	1.813	2000951	HDSE1	RR			W/4 EA .250 LUGS		
22.125	.916	2000638	HS8	V	22.500	.750	2044604	HDS1	R
22.125	.916	2000648	HS8	R			W/4 EA .250 LUGS		
22.125	.916	2000649	HS8	D	22.500	1.000	2044580	HDSA1	R
22.125	.916	2000649	HS8	D	23.000	.875	2044790	HDS1	R
22.125	1.000	2000630	HDS1	R					
22.250	.875	2000660	HDS1	R					
22.500	.875	2000760	HDS1	R					
22.500	1.250	2000795	HDS1	R					

Complete size listing — Inches

Bore dia.	Width of seal	Stock no.	Type and style	Lip code	Bore dia.	Width of seal	Stock no.	Type and style	Lip code
20.438 SHAFT (Cont.)					20.625 SHAFT				
23.000	1.250	2044793	HDS1	R	22.265	1.000	2063300	HDS1	R
23.125	.875	2044800	HDS1	R	22.625	.813	2063557	HS7	R
20.472 SHAFT					20.700 SHAFT				
	.196	405203	VR4	R		.310	405252	VR3	R
		SHAFT RANGE 20.472-20.669					SHAFT RANGE 20.080 - 21.260		
22.834	.984	2047673	HDS3	D					
		W/4 EA .500 ADJ. LUGS							
20.500 SHAFT					20.719 SHAFT				
.813	1.000	530468	CT3	R	22.125	.875	2072200	HDS1	R
		BORE DIA. IS SHOULDER WIDTH			22.500	.875	2072440	HDS1	R
.813	1.000	596571	CT3	R	22.625	.875	2072500	HDS1	R
		BORE DIA. IS SHOULDER WIDTH W/BUTT JOINT			22.750	.875	2072600	HDS1	R
22.000	.750	HDL-4619-R	HDL	R	22.750	1.250	2072954	HDS2	D
22.000	.750	2050258	HS8	R					
22.000	.750	2050212	HDS2	R	20.750 SHAFT				
		W/4 EA .188 LUGS			22.375	.875	2075340	HDS1	R
22.000	.750	2050250	HDS1	R	22.750	.625	2075238	HS8	R
22.000	.750	2050252	HDS2	R	22.750	.813	2075557	HS7	R
22.000	.750	2050254	HDS2	V	22.750	.875	HDL-4248-R	HDL	R
22.000	1.500	2050282	HDSA2	RD	22.750	1.000	2075588	HS8	R
22.500	.625	2050527	HS7	R	22.750	.750	2075540	HDS1	R
22.500	.625	2050528	HS8	R	22.750	.750	2075543	HDS3	V
22.500	.812	2050558	HS8	R			W/4 EA .500 ADJ. LUGS		
22.500	.813	2050557	HS7	R	22.750	.750	2075549	HDS3	D
22.500	.875	HDL-4246-R	HDL	R			W/4 EA .500 ADJ. LUGS		
22.500	.875	2050565	HDS1	R	22.750	.875	2075560	HDS1	R
		W/4 EA .125 LUGS			22.750	.875	2075561	HDS1	D
22.500	.875	2050568	HS8	R	22.750	.875	2075562	HDS2	D
22.500	.625	2050520	HDS1	R	22.750	.875	2075563	HDS2	R
22.500	.625	2050523	HDS2	D	22.750	1.000	2075580	HDS1	R
22.500	.625	2050529	HDS3	D	22.750	1.250	2075950	HDSA1	RD
		W/4 EA .500 ADJ. LUGS			22.750	.875	2075569	HDS7	D
22.500	.750	2050540	HDS1	R	22.752	.875	2075602	HDS2	R
22.500	.750	2050542	HDS2	R	23.000	.875	2075660	HDS1	R
22.500	.813	2050552	HDS2	R	23.000	.875	2075662	HDS1	R
22.500	.813	2050553	HDS2	V			W/4 EA .188 LUGS		
22.500	.844	2050550	HDS1	R	23.750	1.188	2075907	HDS1	R
22.500	.875	2050560	HDS1	R			W/4 EA .313 LUGS		
22.500	.875	2050562	HDS1	R	23.750	1.500	2075908	HDS1	R
		W/4 EA .250 LUGS			20.813 SHAFT				
22.500	.875	2050563	HDS2	R	1.250	85800	LDLVL3		
22.500	.875	2050954	HDSA2	V	FOR SEAL SH SIZE 21.000			(533.40MM)	
22.500	.906	2050573	HDS1	R	2.000	86805	LDLVL4		
		W/4 EA .188 LUGS			FOR SEAL SH SIZE 21.000			(533.40MM)	
22.500	.906	2050575	HDS2	R	2.125	85367	LDLVL4		
		W/4 EA .250 LUGS			FOR SEAL SH SIZE 21.000			(533.40MM)	
22.500	1.000	2050580	HDS1	R	2.250	87241	LDLVL4		
22.500	1.000	2050586	HDS1	R	FOR SEAL SH SIZE 21.000			(533.40MM)	
		W/4 EA .500 LUGS			2.500	87298	LDLVL4		
22.500	1.500	2050596	HDS1	R	FOR SEAL SH SIZE 21.000				
22.500	1.500	2050953	HDSE2	RR	20.827 SHAFT				
		W/LUBE HOLES ON O.D.			22.827	.813	2083557	HS7	R
22.750	.875	2050660	HDS1	R	20.861 SHAFT				
22.999	1.125	2050740	HDS1	R	22.835	.860	2086502	HDS2	D
22.999	1.250	2050750	HDS1	R	20.866 SHAFT				
23.000	.875	2050760	HDS1	R	.196	405303	VR4	R	
23.000	1.250	2050791	HDS1	R			SHAFT RANGE 20.866-21.063		
23.000	1.250	2050793	HDS1	R	22.866	.813	2087557	HS7	R
		W/4 EA .250 LUGS			22.866	.812	2068710	HDS1	R
20.515 SHAFT					22.866	.812	2086710	HDS1	R
22.515	.813	2052557	HS7	R					

★Contact manufacturer for availability
Bold numbers are preferred designs

† Includes Bore-Tite on O.D.
 ▲ WasteWatcher numbers

Complete size listing — Inches

Bore dia.	Width of seal	Stock no.	Type and style	Lip code	Bore dia.	Width of seal	Stock no.	Type and style	Lip code
20.875 SHAFT					21.000 SHAFT (Cont.)				
.688	.875	528536	CT3	R	23.000	.875	2100563	HDS1	R
			BORE DIA. IS SHOULDER WIDTH				W/4 EA .500 LUGS		
22.750	1.000	2087490	HDS1	R	23.000	.875	2100564	HDS2	R
22.875	.813	2088557	HS7	R	23.000	.875	2100565	HDS2	D
22.875	.750	2088540	HDS1	R	23.000	.875	2100566	HDS2	D
23.000	.750	2088648	HS8	R			W/4 EA .250 LUGS		
23.000	.750	2088610	HDS1	R	23.000	.875	2100567	HDS1	V
23.228	.875	2088700	HDS1	R			W/4 EA .375 LUGS		
23.228	.906	2088702	HDS1	R	23.000	.875	2100568	HDS3	D
23.500	.875	2088800	HDS1	R			W/4 EA .125 LUGS		
20.990 SHAFT					23.000	.875	2100575	HDS2	R
	2.250	84579	LDSL3				W/6 EA .500 ADJ. LUGS		
		FOR SEAL SH SIZE 21.178	(537.92MM)		23.000	.875	2100951	HDSA1	RD
21.000 SHAFT					23.000	.875	2100952	HDS2	RD
	2.250	87090	LDSL4				W/6 EA .500 LUGS		
		FOR SEAL SH SIZE 21.188	(538.18MM)		23.000	.875	2100955	HDSC2	RD
22.000	.500	2100017	HS7	R	23.000	.875	2100957	HDSA2	V
22.250	1.375	2100913	HDSA1	RD	23.000	1.000	2100580	HDS1	R
22.500	.750	HDL-5259-R	HDL	R	23.000	1.000	2100583	HDS1	V
22.500	.750	2100257	HS7	R	23.000	1.000	2100584	HDS2	R
22.500	.750	2100258	HS8	R			W/4 EA .250 LUGS		
22.500	.750	2100250	HDS1	R	23.000	.750	2100539	HDS7	R
22.580	.578	2100228	HS8	R			W/4 EA .125 LUGS		
22.750	.750	HDL-5312-R	HDL	R	23.000	.750	2100330	HDS4	R
22.750	.688	2100370	HDS1	R			W/8 EA .500 MOLDED ADJ. LUGS		
22.750	.750	2100380	HDS1	R	23.000	.750	2100335	HDS6	R
22.750	.813	2100390	HDS1	R			W/8 EA .500 MOLDED ADJ. LUGS		
22.750	.813	2100391	HDS1	R	23.012	.750	2100543	HDS1	R
		W/4 EA .125 LUGS			23.250	.875	2100660	HDS1	R
22.750	.813	2100393	HDS1	V	23.500	.875	2100760	HDS1	R
22.751	.813	2100430	HDS1	R	23.500	1.000	2100780	HDS1	R
22.751	.813	2100432	HDS1	R	23.500	1.125	2100790	HDS1	R
		W/4 EA .125 LUGS			23.500	1.125	2100791	HDS1	R
22.938	1.000	2100490	HDS1	R			W/4 EA .125 LUGS		
23.000	.625	2100527	HS7	R	23.500	1.250	2100800	HDS1	R
23.000	.625	2100528	HS8	R	24.000	.875	2100870	HDS1	R
23.000	.813	2100517	HS7	V	21.125 SHAFT				
23.000	.813	2100557	HS7	R	23.125	1.000	2112570	HDS1	V
23.000	.813	2100558	HS8	R	21.204 SHAFT				
23.000	.813	594201	HS8	V	23.204	.813	2120550	HDS1	R
23.000	.875	HDL-4253-R	HDL	R	21.210 SHAFT				
23.000	1.000	2100588	HS8	V	24.500	1.000	2121900	HDS1	R
23.000	.625	2100516	HDS2	V	21.250 SHAFT				
		W/4 EA .500 ADJ. LUGS			22.750	.750	2125257	HS7	R
23.000	.625	2100520	HDS1	R	23.000	.750	HDL-4255-R	HDL	R
23.000	.625	2100521	HDS1	R	23.000	.750	2125380	HDS1	R
		W/4 EA .125 LUGS			23.000	.875	2125940	HDSA1	RD
23.000	.625	2100522	HDS2	R	23.250	.625	2125527	HS7	R
23.000	.625	2100529	HDS3	D	23.250	.813	2125557	HS7	R
		W/4 EA .500 ADJ. LUGS			23.250	.875	HDL-4254-R	HDL	R
23.000	.708	2100532	HDS2	R	23.250	.625	2125520	HDS1	R
23.000	.750	2100540	HDS1	R	23.250	.750	2125540	HDS1	R
23.000	.750	2100544	HDS2	R	23.250	.813	2125555	HDS2	D
		W/4 EA .125 LUGS			23.250	.875	2125560	HDS1	R
23.000	.750	2100545	HDS2	R	23.250	.875	2125562	HDS1	R
23.000	.813	2100550	HDS1	R			W/4 EA .313 LUGS		
23.000	.813	2100553	HDS2	V	23.250	.875	2125563	HDS2	R
23.000	.875	2100560	HDS1	R	23.250	.875	2125564	HDS2	V
23.000	.875	2100561	HDS1	R	23.500	.875	2125660	HDS1	R
		W/4 EA .125 LUGS			24.250	1.000	2125890	HDS1	R
23.000	.875	2100562	HDS2	R	24.250	1.000	2125895	HDS1	D
		W/6 EA .125 LUGS							

Complete size listing — Inches

Bore dia.	Width of seal	Stock no.	Type and style	Lip code	Bore dia.	Width of seal	Stock no.	Type and style	Lip code
21.260 SHAFT					21.500 SHAFT (Cont.)				
23.228	.984	2126510	HDS7	R	23.500	1.000	2150580	HDS1	R
23.260	.813	2126557	HS7	R	23.500	1.000	594356	HDSA1	RD
21.313 SHAFT					23.563	.875	2150600	HDS1	R
23.125	.750	2131440	HDS1	R	23.750	.875	2150660	HDS1	R
23.312	.875	2131560	HDS1	R	24.000	.875	2150760	HDS1	R
23.312	.875	2131561	HDS1	R	24.000	1.000	2150780	HDS1	R
		W/4 EA .063 LUGS			24.000	1.250	2150800	HDS1	R
23.312	1.000	2131580	HDS1	R	21.625 SHAFT				
23.500	.875	2131640	HDS1	R	23.375	.750	2163380	HDS1	R
21.375 SHAFT					23.625	.813	2163557	HS7	R
23.250	.875	2138480	HDS1	R	23.625	.875	HDL-4263-R	HDL	R
23.375	.813	2138557	HS7	R	23.625	.875	2163560	HDS1	R
23.375	.875	2138560	HDS1	R	23.625	1.000	2163580	HDS1	R
23.500	.875	2138620	HDS1	R	23.750	.875	2163620	HDS1	R
21.438 SHAFT					21.653 SHAFT				
23.000	.750	2144300	HDS1	R	23.153	.750	2165257	HS7	R
23.188	.625	2144360	HDS1	R	21.654 SHAFT				
23.188	.625	2144361	HDS1	R	.196	405503	VR4	R	
		W/4 EA .125 LUGS			SHAFT RANGE 21.654-21.850				
23.188	.625	2144362	HDS1	R	21.688 SHAFT				
		W/4 EA .031 LUGS			23.188	.750	2169257	HS7	R
23.188	.625	2144363	HDS1	R	21.691 SHAFT				
		W/4 EA .063 LUGS			23.691	.813	2169557	HS7	R
23.188	.750	2144380	HDS1	R	21.750 SHAFT				
23.250	.875	2144440	HDS1	R	23.250	.625	2175237	HS7	R
23.500	.875	2144600	HDS1	R	23.250	.625	2175238	HS8	R
21.456 SHAFT					23.250	.625	594360	HS8	R
23.456	.813	2146557	HS7	R	23.250	.750	HDL-4621-R	HDL	R
21.500 SHAFT					23.250	.750	2175257	HS7	R
.813	1.250	524599	CT1	R	23.250	.750	2175257	HS7	R
		BORE DIA. IS SHOULDER WIDTH			23.250	.625	2175230	HDS1	R
.813	1.000	524362	CT3	R	23.250	.625	2175232	HDS2	R
		BORE DIA. IS SHOULDER WIDTH			23.250	.750	2175250	HDS1	R
3.313	3.750	526741	CT4	R	23.250	.750	2175252	HDS2	R
		BORE DIA. IS SHOULDER WIDTH			23.250	.750	2175253	HDS1	R
22.688	.625	2150070	HDS1	R	23.250	.750	2175253	HDS1	R
23.000	.625	2150238	HS8	R			W/4 EA .125 LUGS		
23.000	.750	2150257	HS7	R	23.750	.813	2175557	HS7	R
23.000	.750	2150258	HS8	R	23.750	.875	HDL-4265-R	HDL	R
23.250	.750	2150380	HDS1	R	23.750	.750	2175540	HDS1	R
23.250	.750	2150384	HDS2	V	23.750	.750	2175542	HDS2	R
23.250	.750	2150387	HDS1	V	23.750	.750	2175545	HDS2	R
23.250	.750	2150388	HDS1	D			W/4 EA .500 LUGS		
23.500	.625	2150527	HS7	R	23.750	1.000	2175580	HDS1	R
23.500	.813	2150557	HS7	R	23.750	1.000	2175581	HDS1	R
23.500	.875	HDL-4259-R	HDL	R			W/4 EA .063 LUGS		
23.500	.625	2150520	HDS1	R	23.750	1.000	2175585	HDS2	R
23.500	.750	2150540	HDS1	R			W/4 EA .500 LUGS		
23.500	.750	2150542	HDS2	R	23.750	.875	2175569	HDS7	R
23.500	.750	2150549	HDS3	D	24.000	.875	2175660	HDS1	R
		W/4 EA .500 ADJ. LUGS			24.000	.875	2175664	HDS2	R
23.500	.800	2150574	HDS2	V			W/4 EA .125 LUGS		
23.500	.813	2150550	HDS1	R	24.000	1.000	2175680	HDS1	R
23.500	.813	2150554	HDS1	R	24.250	.875	2175760	HDS1	R
		W/6 EA .375 LUGS			24.500	1.000	2175830	HDS1	R
23.500	.813	2150555	HDS2	R	24.750	1.000	2175899	HDS3	D
		W/6 EA .375 LUGS					W/4 EA .500 ADJ. LUGS		
23.500	.875	2150560	HDS1	R	24.750	1.500	2175895	HDS1	R
23.500	.875	2150562	HDS2	V	24.750	1.500	2175920	HDS01	RR
23.500	.875	2150565	HDS2	D	24.750	1.500	2175992	HDS02	VV
					24.750	1.500	2175997	HDS01	VV

★Contact manufacturer for availability
Bold numbers are preferred designs

† Includes Bore-Tite on O.D.
 ▲ WasteWatcher numbers

Complete size listing — Inches

Bore dia.	Width of seal	Stock no.	Type and style	Lip code	Bore dia.	Width of seal	Stock no.	Type and style	Lip code
21.750 SHAFT (Cont.)					22.000 SHAFT (Cont.)				
24.750	1.500	2175998	HDSE1	VV	24.000	.750	2200513	HDS3	V
21.803 SHAFT					W/4 EA .500 ADJ. LUGS				
	2.362	87069	LDSL4		24.000	.750	2200540	HDS1	R
	FOR SEAL SH SIZE 21.991		(558.57MM)		24.000	.750	2200542	HDS2	R
21.813 SHAFT					2200549 HDS3 D				
	2.250	84590	LDSL4		W/4 EA .500 ADJ. LUGS				
	FOR SEAL SH SIZE 22.000		(558.80MM)		24.000	.813	2200550	HDS1	R
.813	1.250	524210	CT1	R	24.000	.875	2200140	HDS1	R
	BORE DIA. IS SHOULDER WIDTH				W/4 EA .188 LUGS				
21.875 SHAFT					2200560 HDS1 R				
	.310	405502	VR3	R	24.000	.875	2200561	HDS1	R
	SHAFT RANGE 20.870 - 22.830				W/4 EA .125 LUGS				
	.790	405500	VR1	R	24.000	.875	2200562	HDS1	R
	SHAFT RANGE 20.870 - 22.830				W/4 EA .250 LUGS				
	.790	405504	VR1	V	24.000	.875	2200563	HDS2	R
	SHAFT RANGE 20.870 - 22.830				W/4 EA .125 LUGS				
23.875	.813	2188557	HS7	R	24.000	.875	2200564	HDS2	D
21.938 SHAFT					2200565 HDS2 R				
.688	1.125	524211	CT1	R	24.000	.875	2200566	HDS2	R
	BORE DIA. IS SHOULDER WIDTH				W/4 EA .250 LUGS				
22.000 SHAFT					2200955 HDSEA2 RL				
.813	1.250	524347	CT1	R	24.000	.875	2201560	HDS2	D
	BORE DIA. IS SHOULDER WIDTH				W/4 EA .125 LUGS				
.813	1.000	524363	CT3	R	24.000	.875	2201564	HDS1	D
	BORE DIA. IS SHOULDER WIDTH				24.000	.875	2201565	HDS1	R
23.000	.500	2200017	HS7	R	W/6 EA .125 LUGS				
23.000	.500	2200027	HS7	V	24.000	1.000	2200580	HDS1	R
23.000	.350	511204	G1	L	24.000	1.000	2200585	HDS1	R
	QUILL WIPER				W/4 EA .125 LUGS				
23.500	.625	2200237	HS7	R	24.000	1.250	2200590	HDS1	R
23.500	.625	2200238	HS8	R	24.000	1.250	2200592	HDS2	D
23.500	.750	HDL-4269-R	HDL	R	24.000	1.250	2200953	HDSD1	RR
23.500	.750	2200218	HS8	R	24.000	1.250	2200958	HDSE2	DD
23.500	.750	2200257	HS7	R	24.000	1.250	2200962	HDSD2	DD
23.500	.625	2200230	HDS1	R	24.000	1.250	526339	HDS1	D
23.500	.625	2200239	HDS3	D	24.000	1.250	593880	HDS2	D
	W/4 EA .500 ADJ. LUGS				24.000	1.281	2200591	HDS1	R
23.500	.750	2200212	HDS2	D	24.000	1.875	2200961	HDSE2	RR
23.500	.750	2200213	HDS2	V	W/LUBE HOLES ON O.D.				
23.500	.750	2200250	HDS1	R	24.000	.875	2200600	HDS4	R
23.500	.750	2200252	HDS2	R	W/8 EA .500 MOLDED ADJ. LUGS				
23.500	.750	2200253	HDS1	D	24.000	.875	2200605	HDS6	R
23.500	.750	2200255	HDS2	R	W/8 EA .500 MOLDED ADJ. LUGS				
	W/4 EA .250 LUGS				24.250	1.000	2200680	HDS1	R
23.500	.750	2200256	HDS1	R	24.500	.875	2200760	HDS1	R
	W/6 EA .125 LUGS				24.500	.875	2200762	HDS1	R
23.500	.875	2200920	HDSA1	RD	W/4 EA .250 LUGS				
23.750	.813	2200398	HS8	D	24.500	1.000	2200780	HDS1	R
23.750	.813	2200390	HDS1	R	24.500	1.250	2200800	HDS1	R
23.750	.813	2200393	HDS1	D	24.500	1.250	2200804	HDS1	D
24.000	.625	2200529	HS8	D	24.750	.875	2200820	HDS1	R
24.000	.812	2200555	HS8	V	25.750	1.250	593959	HDS2	R
24.000	.813	2200557	HS7	R	26.000	1.250	2200900	HDS1	R
24.000	.813	2200558	HS8	D	26.000	1.750	593960	HDS2	R
24.000	.875	HDL-4270-R	HDL	R	22.047 SHAFT				
24.000	1.000	2200587	HS7	R	.196	405603	VR4	R	
24.000	.875	2200954	HDSA1	RL	SHAFT RANGE 22.047-22.244				
24.000	.625	2200522	HDS2	D	22.063 SHAFT				
	W/4 EA .375 LUGS				24.063	.813	2206557	HS7	R

Complete size listing — Inches

Bore dia.	Width of seal	Stock no.	Type and style	Lip code	Bore dia.	Width of seal	Stock no.	Type and style	Lip code
22.125 SHAFT					22.437 SHAFT				
24.000	1.000	2213490	HDS1	R	24.000	.750	HDL-4275-R	HDL	R
24.125	.813	2213557	HS7	R	24.437	.750	HDL-6480-R	HDL	R
24.125	.813	2213550	HDS1	R	<hr/>				
22.250 SHAFT					22.438 SHAFT				
1.000		85691	LDSL V3		24.000	.750	2243303	HDS1	V
	FOR SEAL SH SIZE 22.438		(569.93MM)		24.000	.750	2244300	HDS1	R
23.750	.625	2225230	HDS1	R	24.250	.688	2243468	HS8	R
24.000	.750	2225350	HDS1	V	24.250	.750	2244440	HDS1	R
24.000	.750	2225380	HDS1	R	24.376	.875	2244453	HDS1	R
24.250	.813	2225557	HS7	R			W/4 EA .375 LUGS		
24.250	.875	HDL-3764-R	HDL	R	24.438	.750	2244540	HDS1	R
24.250	1.000	2225588	HS8	R	24.438	.875	2244560	HDS1	R
24.250	.813	2225550	HDS1	R	24.438	.906	2244542	HDS2	R
24.250	.813	2225553	HDS2	V	<hr/>				
24.250	.875	2225560	HDS1	R	22.441 SHAFT				
24.250	.875	2225561	HDS7	R		.196	405703	VR4	R
24.250	.875	W/4 EA .250 LUGS					SHAFT RANGE 22.441-22.638		
24.250	.875	2225562	HDS2	R	24.803	.787	HDL-3061-R	HDL	R
24.250	.875	2225563	HDS2	R	<hr/>				
24.250	.875	W/4 EA .125 LUGS			22.500 SHAFT				
24.250	.875	2225564	HDS1	R	.813	1.250	524212	CT1	R
24.250	.875	W/4 EA .250 LUGS					BORE DIA. IS SHOULDER WIDTH		
24.250	.875	2225565	HDS2	R	23.688	.625	2250100	HDS1	R
24.250	.875	W/4 EA .250 LUGS			23.688	.625	2250105	HDS1	D
24.250	.875	2225568	HDS3	H	24.000	.750	HDL-4271-R	HDL	R
24.250	.875	W/4 EA .500 ADJ. LUGS			24.000	.625	2250230	HDS1	R
24.250	.875	2225569	HDS3	D	24.250	.750	2250380	HDS1	R
24.250	1.000	W/4 EA .500 ADJ. LUGS			24.250	.750	2250381	HDS1	R
24.250	.875	2225580	HDS1	R	24.250	.750	W/4 EA .063 LUGS		
24.250	.875	2225511	HDS7	H	24.250	.750	2250388	HDS3	R
24.500	.875	2225660	HDS1	R	24.250	.813	2250390	HDS1	R
24.500	1.000	2225680	HDS1	R	24.250	.813	2250391	HDS1	R
<hr/>					22.638 SHAFT				
22.303 SHAFT									
2.362		87070	LDSL V4			.196	405753	VR4	R
	FOR SEAL SH SIZE 22.491		(571.27MM)				SHAFT RANGE 22.638-22.835		
<hr/>					24.638	.750	2263548	HS8	D
22.313 SHAFT					<hr/>				
1.250		85907	LDSL V4		22.673 SHAFT				
	FOR SEAL SH SIZE 22.500		(571.50MM)		24.173	.750	2267257	HS7	R
<hr/>					22.750 SHAFT				
22.375 SHAFT									
24.250	.750	2238470	HDS1	R	.938	1.375	524657	CT1	R
24.368	.875	2238500	HDS1	R			BORE DIA. IS SHOULDER WIDTH		
24.368	.875	2238505	HDS1	R	<hr/>				
24.368	.875	W/4 EA .375 LUGS			22.638 SHAFT				
24.368	.875	2238509	HDS3	D		.196	405753	VR4	R
24.368	.875	W/4 EA .500 ADJ. LUGS					SHAFT RANGE 22.638-22.835		
24.368	.875	2238565	HDS2	D	24.638	.750	2263548	HS8	D
24.368	.875	W/4 EA .375 LUGS			<hr/>				
24.373	.875	2238550	HDS1	R	22.673 SHAFT				
24.375	.750	2237515	HDS1	R	24.173	.750	2267257	HS7	R
24.375	.750	W/4 EA .125 LUGS			<hr/>				
24.375	.750	2237541	HDS1	R	22.750 SHAFT				
24.375	.750	W/4 EA .125 LUGS							
24.375	.750	2238540	HDS1	R					
24.375	.875	2238560	HDS1	R					
24.375	.875	2238563	HDS1	R					
24.500	.750	W/4 EA .375 LUGS							
24.500	.875	2238610	HDS1	R					
24.500	.875	2238620	HDS1	R					
24.750	.875	2238710	HDS1	R					

★ Contact manufacturer for availability
Bold numbers are preferred designs

† Includes Bore-Tite on O.D.
 ▲ WasteWatcher numbers

Complete size listing — Inches

Bore dia.	Width of seal	Stock no.	Type and style	Lip code	Bore dia.	Width of seal	Stock no.	Type and style	Lip code
22.750 SHAFT (Cont.)					23.000 SHAFT (Cont.)				
.938	1.375	596570	CT1	R	25.000	.750	2300540	HDS1	R
BORE DIA. IS SHOULDER WIDTH W/BUTT JOINT					25.000	.875	2300560	HDS1	R
24.500	.750	2275380	HDS1	R	25.000	.875	2300561	HDS2	R
24.750	.813	2275557	HS7	R	25.000	.875	2300563	HDS1	R
24.750	.813	2275558	HS8	R	W/6 EA .250 LUGS				
24.750	.875	HDL-4281-R	HDL	R	25.000	.875	2300565	HDS1	R
24.750	.875	2275560	HDS1	R	W/8 EA .125 LUGS				
24.750	.875	2275562	HDS2	R	25.000	.875	2300569	HDS3	D
24.750	1.000	2275580	HDS1	R	W/4 EA .500 ADJ. LUGS				
25.000	.875	2275660	HDS1	R	25.000	.938	2300570	HDS1	R
25.500	.875	2275820	HDS1	R	25.000	1.000	2300580	HDS1	R
22.812 SHAFT					25.000	1.000	2300582	HDS2	R
23.000	2.000	90163	LDSL4		25.000	1.000	2300952	HDSA2	RL
FOR SEAL SH SIZE 23.000					25.000	1.281	2300591	HDS1	R
22.814 SHAFT					25.250	.875	2300660	HDS1	R
24.814	.813	2281558	HS8	R	25.375	.875	2300710	HDS1	R
22.834 SHAFT					25.375	.875	2300717	HDS1	V
24.834	.813	2283557	HS7	R	25.500	.875	HDL-4285-R	HDL	R
22.835 SHAFT					25.500	.875	2300760	HDS1	R
.196		405803	VR4	R	25.500	.875	2350567	HDS1	V
SHAFT RANGE 22.835-23.031					25.500	1.250	2300800	HDS1	R
22.875 SHAFT					25.500	1.000	2300780	HDS1	R
24.875	.813	2288557	HS7	R	23.074 SHAFT				
23.000 SHAFT					24.954	.813	2307558	HS8	R
2.000		90146	LDSL4		23.208 SHAFT				
FOR SEAL SH SIZE 23.188					25.208	.813	2320558	HS8	R
24.000	.500	2300017	HS7	R	23.228 SHAFT				
24.500	.750	HDL-4283-R	HDL	R	.196		405903	VR4	R
24.500	.750	2300257	HS7	R	SHAFT RANGE 23.228-23.622				
24.500	.750	2300258	HS8	R	23.250 SHAFT				
W/HOOK & EYE SPRING CONNECTOR					.813	1.250	595635	CT1	R
24.500	.750	2300214	HDS2	V	BORE DIA. IS SHOULDER WIDTH W/BUTT JOINT				
24.500	.750	2300220	HDS1	R	25.000	.750	2325380	HDS1	R
W/4 EA .500 ADJ. LUGS					25.000	.750	2325381	HDS1	R
24.500	.750	2300250	HDS1	R	W/4 EA .125 LUGS				
24.500	.750	2300252	HDS2	R	25.000	.750	2325382	HDS1	R
24.500	.750	2300254	HDS2	R	W/4 EA .250 LUGS				
W/4 EA .125 LUGS					25.000	.750	2325383	HDS1	R
24.500	.750	2300255	HDS1	D	W/6 EA .250 LUGS				
24.500	.750	2300259	HDS3	D	25.000	.750	2325385	HDS2	R
W/4 EA .500 ADJ. LUGS					25.000	.750	2325386	HDS2	R
24.500	.875	2300921	HDSB1	RD	W/4 EA .250 LUGS				
24.500	.875	593810	HDSC1	DD	25.250	.813	2325557	HS7	R
24.750	.688	2300370	HS8	R	25.250	.750	2325540	HDS1	R
24.750	.750	2300380	HDS1	R	25.250	.813	2325550	HDS1	R
24.750	.750	2300381	HDS1	R	25.250	.875	2325560	HDS1	R
W/6 EA .063 LUGS					25.250	.875	2325562	HDS1	R
24.750	.750	2300382	HDS2	R	W/6 EA .250 LUGS				
24.750	.750	2300383	HDS2	D	25.500	.875	2325660	HDS1	R
24.750	.750	2300384	HDS2	V	25.750	1.000	2325780	HDS1	R
24.750	.750	2300388	HDS1	D	23.300 SHAFT				
24.750	.938	2300412	HDS1	R	24.300	.500	2330017	HS7	R
W/8 EA .125 LUGS					23.310 SHAFT				
24.750	1.250	2300983	HDSE1	VV	25.310	.875	2331568	HS8	R
25.000	.813	2300551	HS8	D	23.313 SHAFT				
25.000	.813	2300557	HS7	R	25.313	1.000	2331580	HDS1	R
25.000	.813	2300558	HS8	R					
25.000	.813	2300559	HS8	D					
25.000	.875	HDL-4284-R	HDL	R					

Complete size listing — Inches

Bore dia.	Width of seal	Stock no.	Type and style	Lip code	Bore dia.	Width of seal	Stock no.	Type and style	Lip code
23.375 SHAFT					23.625 SHAFT (Cont.)				
.938	1.375	525627	CT1	R	26.250	.875	2363800	HDS1	R
BORE DIA. IS SHOULDER WIDTH					23.687 SHAFT				
24.875	.750	2338250	HDS1	R	1.950	87907	LDSL4		
25.375	.813	2338557	HS7	R	FOR SEAL SH SIZE 23.875				
25.375	1.000	2338580	HDS1	R	23.750 SHAFT				
23.434 SHAFT					.310	406002	VR3		R
.689	87861	LDSL4			SHAFT RANGE 22.830 - 24.800				
FOR SEAL SH SIZE 23.622					.790	406000	VR1		R
.984	87777	LDSL4			SHAFT RANGE 22.830 - 24.800				
FOR SEAL SH SIZE 23.434					.790	406004	VR1		V
23.438 SHAFT					SHAFT RANGE 22.830 - 24.800				
.688	1.125	525031	CT1	R	.813	1.250	524365	CT1	R
BORE DIA. IS SHOULDER WIDTH					.813	1.000	530589	CT3	R
23.500 SHAFT					.938	1.375	523184	CT1	R
.938	1.375	524364	CT1	R	BORE DIA. IS SHOULDER WIDTH				
BORE DIA. IS SHOULDER WIDTH					.938	1.375	525637	CT1	R
24.500	.500	2350017	HS7	R	BORE DIA. IS SHOULDER WIDTH W/BUTT JOINT				
24.681	.591	HDL-3033-R	HDL	R	1.375	1.813	528267	CT4	R
25.000	.625	2350238	HS8	R	BORE DIA. IS SHOULDER WIDTH W/BUTT JOINT				
25.250	.750	2350380	HDS1	R	1.375	1.813	528651	CT4	R
25.250	.750	2350382	HDS2	R	BORE DIA. IS SHOULDER WIDTH				
25.250	.750	2350652	HDS2	V	25.250	1.000	HDL-6239-R	HDL	R
25.500	.813	2350557	HS7	R	25.750	.813	2375557	HS7	R
25.500	.875	HDL-4288-R	HDL	R	25.750	.813	2575558	HS8	R
25.500	.750	2350540	HDS1	R	25.750	1.000	2375580	HDS1	R
25.500	.813	2350550	HDS1	R	26.000	.875	2375660	HDS1	R
25.500	.875	2350560	HDS1	R	26.242	.750	2375746	HDS1	R
25.500	.875	2350562	HDS1	R	26.750	1.125	2375900	HDS1	R
W/6 EA .250 LUGS					26.750	1.500	2375902	HDS1	R
25.500	.875	2350570	HDS1	V	26.750	1.500	2375903	HDS1	V
25.500	1.000	2350580	HDS1	R	23.812 SHAFT				
25.500	1.250	2350955	HDS2	RR	.750	87922	LDSL4		
25.750	.875	2350660	HDS1	R	FOR SEAL SH SIZE 24.000				
26.375	1.000	2350840	HDS1	R	2.500	87960	LDSL4		
23.562 SHAFT					FOR SEAL SHAFT SIZE 24.000				
25.312	.750	2356380	HDS1	R	23.875 SHAFT				
25.312	.750	2356383	HDS3	R	24.875	.500	238021	HDDFBV1	R
W/4 EA .375 LUGS					25.750	.875	2388480	HDS1	R
25.375	.750	HDL-4291-R	HDL	R	26.000	.875	HDL-4293-R	HDL	R
23.563 SHAFT					26.000	.875	2387960	HDSA1	RL
25.250	.750	2356340	HDS1	R	26.000	.875	2387962	HDSA2	RL
25.250	.750	2356343	HDS2	D	26.000	.875	2387967	HDSA2	V
25.375	.750	2356440	HDS1	R	26.000	.875	2388620	HDS1	R
25.500	.750	2356500	HDS1	R	26.250	.875	2388710	HDS1	R
23.570 SHAFT					26.875	2.125	238020	HDDF1	R
25.070	.750	2357257	HS7	R	23.938 SHAFT				
23.595 SHAFT					26.010	1.000	2394590	HDS1	R
25.095	.750	2360557	HS7	R	24.000 SHAFT				
23.622 SHAFT					.813	1.000	594059	CT3	R
.196	406003	VR4		R	BORE DIA. IS SHOULDER WIDTH W/BUTT JOINT				
SHAFT RANGE 23.622-24.016					25.500	.750	HDL-4623-R	HDL	R
23.625 SHAFT					25.500	.750	2400257	HS7	R
25.375	.812	2362418	HDS2	D	25.500	.750	2400258	HS8	R
25.625	.813	2363557	HS7	R	25.500	.750	594361	HS8	R
25.750	.875	2363620	HDS1	R					
26.000	.875	HDL-4292-R	HDL	R					
26.000	.875	2363710	HDS1	R					

★ Contact manufacturer for availability
Bold numbers are preferred designs

† Includes Bore-Tite on O.D.
 ▲ WasteWatcher numbers

Complete size listing — Inches

Bore dia.	Width of seal	Stock no.	Type and style	Lip code	Bore dia.	Width of seal	Stock no.	Type and style	Lip code
24.000 SHAFT (Cont.)					24.093 SHAFT				
25.500	.750	2400220	HDS1	D	26.093	.813	2409557	HS8	R
		W/4 EA .500 ADJ. LUGS			24.250 SHAFT				
25.500	.750	2400250	HDS1	R	.813	1.000	526277	CT3	R
25.500	.750	2400251	HDS1	R			BORE DIA. IS SHOULDER WIDTH		
		W/4 EA .125 LUGS			1.438	1.875	529276	CT4	R
25.500	.750	2400255	HDS2	R			BORE DIA. IS SHOULDER WIDTH		
		W/4 EA .250 LUGS			26.000	.875	2425410	HDS1	R
25.500	.750	2400259	HDS3	D	26.000	1.000	2425420	HDS1	R
		W/4 EA .500 ADJ. LUGS			26.000	1.000	2425422	HDS2	R
25.580	.578	511822	HS9	R	26.063	.844	2425440	HDS1	R
25.875	.813	2400488	HS8	R	26.250	.875	HDL-4301-R	HDL	R
26.000	.750	HDL-9988-R	HDL	R	26.250	1.000	2425588	HS8	R
26.000	.812	HDL-4295-R	HDL	R	26.250	.875	2425560	HDS1	R
26.000	.813	2400554	HS8	R	26.250	.875	2425562	HDS2	V
		W/TREADED SPRING CONNECTOR			26.250	1.000	2425580	HDS1	R
26.000	.813	2400557	HS7	R	26.500	.875	2425660	HDS1	R
26.000	.813	2400558	HS8	R	26.750	1.000	2425780	HDS1	R
26.000	.875	HDL-4294-R	HDL	R	24.375 SHAFT				
26.000	1.000	2400587	HS7	R	26.375	.750	2438540	HDS1	R
26.000	1.000	2400588	HS8	R	26.375	.750	2438542	HDS2	R
26.000	1.000	2400598	HS8	D	27.250	1.375	2438843	HDS1	R
26.000	.813	2400550	HDS1	R	24.409 SHAFT				
26.000	.813	2400552	HDS1	R		.196	406203	VR4	R
		W/4 EA .375 LUGS					SHAFT RANGE 24.409-24.803		
26.000	.813	2400556	HDS3	D	26.929	.787	2440660	HDS1	R
		W/4 EA .500 ADJ. LUGS			24.437 SHAFT				
26.000	.875	2400559	HDS2	R	26.000	.750	HDL-4302-R	HDL	R
26.000	.875	2400560	HDS1	R	26.437	.750	2443544	HDS2	V
26.000	.875	2400561	HDS1	R	26.935	1.000	HDL-9990-R	HDL	R
		W/4 EA .125 LUGS			24.438 SHAFT				
26.000	.875	2400562	HDS1	R	26.000	.750	2444300	HDS1	R
		W/4 EA .375 LUGS			26.000	.750	2444301	HDS1	R
26.000	.875	2400563	HDS1	R			W/4 EA .125 LUGS		
		W/4 EA .250 LUGS			26.000	.750	2444302	HDS1	R
26.000	.875	2400565	HDS1	R			W/4 EA .250 LUGS		
		W/4 EA .063 LUGS			26.000	.750	2444304	HDS2	R
26.000	.875	2400567	HDS2	V	26.000	.750	2444305	HDS1	R
26.000	.875	2400568	HDS1	H			W/6 EA .500 LUGS		
26.000	1.000	2400580	HDS1	R	26.000	.750	2444306	HDS2	R
26.250	.688	2400718	HS8	R			W/4 EA .250 LUGS		
26.250	.870	2400962	HDSA2	RL	26.250	.750	2444430	HDS1	R
26.250	.875	2400660	HDS1	R	26.438	1.500	2448950	HDS1	RR
26.250	.875	2400661	HDS1	R			W/LUBE HOLES ON O.D.		
		W/4 EA .125 LUGS			26.438	.625	2444520	HDS1	R
26.250	.875	2400663	HDS3	D	26.438	.625	2444521	HDS1	R
		W/4 EA .500 ADJ. LUGS					W/4 EA .063 LUGS		
26.250	1.000	2400680	HDS1	R	26.438	.719	2444536	HDS2	R
26.250	1.000	2400682	HDS1	R			W/4 EA .063 LUGS		
		W/6 EA .250 LUGS			26.438	.750	2444540	HDS1	R
26.250	1.000	2400683	HDS1	R	26.438	.750	2444541	HDS1	R
		W/4 EA .375 LUGS					W/4 EA .063 LUGS		
26.250	1.000	2400684	HDS2	R	26.438	.750	2444542	HDS2	R
		W/6 EA .250 LUGS			26.438	.813	2444550	HDS1	R
26.250	1.000	2400685	HDS2	R	26.438	.875	2444560	HDS1	R
26.500	.875	2400760	HDS1	R	24.500 SHAFT				
26.500	.875	2400761	HDS1	R	25.500	.500	2450017	HS7	R
		W/4 EA .125 LUGS			25.500	.500	2450018	HS8	R
26.500	1.000	2400784	HDS2	R	25.625	.625	2450068	HS8	R
26.500	1.125	2400790	HDS1	R	26.000	.750	2450257	HS7	R
26.500	1.250	2400800	HDS1	R	24.016 SHAFT				
26.750	.875	2400820	HDS1	R		.196	406103	VR4	R
							SHAFT RANGE 24.016-24.409		

Complete size listing — Inches

Bore dia.	Width of seal	Stock no.	Type and style	Lip code	Bore dia.	Width of seal	Stock no.	Type and style	Lip code
24.500 SHAFT (Cont.)					25.000 SHAFT (Cont.)				
26.500	.813	2450557	HS7	R	27.000	.813	2500558	HS8	D
26.500	.875	HDL-4305-R	HDL	R	W/HOOK & EYE CONNECTOR				
26.500	1.000	2450587	HS7	R	27.000	.875	594362	HS8	R
26.500	.875	2450560	HDS1	R	27.000	.916	2500559	HS8	D
26.500	.875	2450563	HDS2	R	27.000	1.000	2500587	HS7	R
26.500	.875	2450564	HDS1	V	27.000	1.000	2500588	HS8	R
26.500	.875	2450565	HDS2	R	27.000	.750	2500540	HDS1	R
W/6 EA .250 LUGS					27.000	.750	2500544	HDS1	R
26.500	.875	2450567	HDS2	V	W/4 EA .125 LUGS				
26.500	.875	2450569	HDS3	D	27.000	.750	2500545	HDS3	D
W/4 EA .500 ADJ. LUGS					27.000	.813	2500553	HDS2	V
26.500	1.000	2450580	HDS1	R	27.000	.875	2500560	HDS1	R
26.875	.875	2450710	HDS1	R	27.000	.875	2500562	HDS1	R
27.000	1.125	2450790	HDS1	R	W/4 EA .125 LUGS				
27.000	1.250	2450800	HDS1	R	27.000	.875	2500563	HDS2	V
27.250	.875	2450820	HDS1	R	27.000	.875	2500564	HDS2	R
24.750 SHAFT					W/4 EA .125 LUGS				
.813	1.250	524213	CT1	R	27.000	.875	2500565	HDS2	R
BORE DIA. IS SHOULDER WIDTH					27.000	.875	2500569	HDS3	D
26.750	.813	2475557	HS7	R	W/4 EA .500 ADJ. LUGS				
26.750	.813	2475558	HS8	R	27.000	.875	2500952	HDSA2	DL
26.750	1.000	2475587	HS7	R	W/4 EA .500 ADJ. LUGS				
26.750	.625	2475520	HDS1	R	27.000	.906	2500570	HDS1	R
26.750	.750	2475540	HDS1	R	27.000	1.000	2500580	HDS1	R
24.803 SHAFT					27.000	1.000	2500582	HDS2	R
.196		406303	VR4	R	27.250	.875	2500660	HDS1	R
SHAFT RANGE 24.803-25.197					27.250	1.000	2500680	HDS1	R
26.303	.750	2480257	HS7	R	27.250	1.000	2500682	HDS1	R
24.813 SHAFT					W/4 EA .188 LUGS				
26.813	.813	2481557	HS7	R	27.250	1.188	2500691	HDS1	R
24.875 SHAFT					27.250	1.188	2500692	HDS1	R
26.126	.813	2487101	HDS1	R	W/4 EA .188 LUGS				
26.875	.813	2488557	HS7	R	27.375	.875	2500740	HDS1	R
25.000 SHAFT					27.500	.875	2500760	HDS1	R
2.500		86567	LDLVL4		27.500	.875	2500762	HDS2	R
FOR SEAL SH SIZE 25.188 (639.78MM)					27.500	.875	2500764	HDS2	D
26.000	.500	2500017	HS7	R	W/4 EA .250 LUGS				
26.500	.750	HDL-4308-R	HDL	R	27.500	.875	2500769	HDS3	D
26.500	.750	2500247	HS7	D	W/4 EA .500 ADJ. LUGS				
26.500	.750	2500249	HS8	D	27.500	1.000	2500772	HDS2	D
26.500	.750	2500257	HS7	R	27.500	1.000	2500780	HDS1	R
26.500	.750	2500258	HS8	R	27.500	1.000	2500783	HDS2	R
26.500	.750	594375	HS8	D	27.500	1.000	2500970	HDSA1	RL
26.500	.750	2500217	HDS1	V	27.500	1.000	2500971	HDSB1	RL
26.500	.750	2500250	HDS1	R	27.500	1.000	2500972	HDSA2	D
26.500	.750	2500251	HDS1	R	27.500	1.250	2500793	HDS1	R
W/6 EA .125 LUGS					28.375	.875	2500990	HDS1	R
26.500	.750	2500252	HDS1	R	25.125 SHAFT				
W/6 EA .375 LUGS					.938	1.375	524214	CT1	R
26.500	.750	2500253	HDS2	R	BORE DIA. IS SHOULDER WIDTH				
26.500	.750	2500254	HDS2	R	26.125	.500	2513017	HS7	R
W/6 EA .125 LUGS					26.750	.750	2513330	HDS1	R
26.500	.750	2500255	HDS1	D	25.187 SHAFT				
26.500	.750	2500256	HDS1	D	26.875	.750	HDL-4311-R	HDL	R
W/6 EA .125 LUGS					25.188 SHAFT				
26.500	.750	2500259	HDS3	D	26.875	.750	2518332	HDS2	H
W/4 EA .500 ADJ. LUGS					26.875	.750	2518344	HDS2	V
26.500	1.125	2500920	HDSA1	RL	26.875	.750	2518346	HDS3	V
27.000	.813	2500557	HS7	R	W/4 EA .500 ADJ. LUGS				
					26.875	.750	2519340	HDS1	R

★Contact manufacturer for availability
Bold numbers are preferred designs

† Includes Bore-Tite on O.D.
 ▲ WasteWatcher numbers

Complete size listing — Inches

Bore dia.	Width of seal	Stock no.	Type and style	Lip code	Bore dia.	Width of seal	Stock no.	Type and style	Lip code
25.188 SHAFT (Cont.)					25.500 SHAFT (Cont.)				
26.875	.750	2519344	HDS2	R	28.500	1.125	2550900	HDS1	R
		W/4 EA .188 LUGS			28.500	1.250	2550912	HDS2	RR
26.938	.750	2519380	HDS1	R	25.531 SHAFT				
27.000	.875	2519440	HDS1	R	27.031	.750	2553257	HS7	R
27.188	.813	2519557	HS7	R	25.590 SHAFT				
25.197 SHAFT					26.590	.500	2559017	HS7	R
	.196	406403	VR4	R	27.090	.750	2559257	HS7	R
		SHAFT RANGE 25.197-25.591			25.591 SHAFT				
25.219 SHAFT						.196	406503	VR4	R
27.219	.813	2522557	HS7	R			SHAFT RANGE 25.591-25.984		
25.250 SHAFT					27.591	.875	2559567	HS7	R
26.750	.750	2525250	HDS1	R	25.625 SHAFT				
27.250	.750	HDL-4299-R	HDL	R	26.625	.500	2563017	HS7	R
27.250	.813	2525557	HS7	R	27.750	1.000	2562630	HDSA1	RL
27.250	1.000	2525588	HS8	R	27.750	1.000	2563630	HDS1	R
27.250	.875	2525560	HDS1	R	27.750	1.000	594084	HDSA1	VL
27.250	.875	2525562	HDS2	R	28.000	1.000	2563730	HDS1	R
27.500	.875	2525660	HDS1	R	28.250	1.000	2563800	HDS1	R
28.000	.875	2525820	HDS1	R	25.750 SHAFT				
28.125	1.500	2525844	HDS1	R	26.750	.500	2575017	HS7	R
28.250	1.000	2525890	HDS1	R	26.875	.500	2575057	HS7	R
28.250	1.000	2525893	HDS2	D	26.875	.500	528623	HS8	R
25.312 SHAFT							2 PKGS REQ'D - 1 CUT EACH		
	2.500	87802	LDLVL4		27.250	.750	2575258	HS8	R
		FOR SEAL SHAFT SIZE 25.500			27.250	.750	2575250	HDS1	R
25.313 SHAFT					27.250	.750	2575252	HDS2	R
	2.000	86091	LDLVL4		27.750	.813	2575557	HS7	R
		FOR SEAL SH SIZE 25.500	(647.70MM)		27.750	1.000	2575588	HS8	R
25.375 SHAFT					27.750	1.000	2575572	HDS2	R
27.375	1.000	2537583	HDS1	V	28.755	1.250	2575903	HDS1	R
27.391	1.000	515259	HS9	R			W/6 EA .250 LUGS		
28.500	1.500	2537900	HDS1	R	28.755	1.500	2575904	HDS1	R
25.500 SHAFT					25.813 SHAFT				
	.790	406500	VR1	R	27.063	.625	2581113	HDS2	R
		SHAFT RANGE 24.800 - 26.180			25.875 SHAFT				
26.750	.750	HDL-3022-R	HDL	R	26.875	.500	2588017	HS7	R
27.000	.750	2550258	HS8	R	27.875	.813	2588557	HS7	R
27.000	.875	HDL-4300-R	HDL	R	28.000	.875	2588620	HDS1	R
27.000	.750	2550250	HDS1	R	28.250	.875	2588710	HDS1	R
27.500	.813	2550557	HS7	R	28.500	.875	2588800	HDS1	R
27.500	.875	HDL-4318-R	HDL	R	25.980 SHAFT				
27.500	1.000	2550587	HS7	R	27.625	1.500	592773	HDS2	R
27.500	1.000	2550588	HS8	V			W/4EA .500 LUGS		
27.500	1.000	595687	HS5	R	25.988 SHAFT				
27.500	.750	2550540	HDS1	R	27.625	.750	2598330	HDS1	R
27.500	.750	2550549	HDS3	D	27.625	.750	2598332	HDS2	R
		W/4 EA .500 ADJ. LUGS			27.625	1.000	2598342	HDS2	R
27.500	.875	2550560	HDS1	R	26.000 SHAFT				
27.500	.875	2550561	HDS1	R		2.250	86640	LDLVL3	
		W/4 EA .125 LUGS					FOR SEAL SHAFT SIZE 26.188		
27.500	.875	2550564	HDS2	D		.938	524591	CT1	R
		W/4 EA .250 LUGS					BORE DIA. IS SHOULDER WIDTH		
27.500	.875	2550565	HDS2	R	27.000	.500	2600017	HS7	R
27.500	1.000	2550580	HDS1	R	27.620	.750	2600344	HDS2	V
27.500	1.000	2550584	HDS1	R	27.625	.750	HDL-5921-R	HDL	R
		W/4 EA .250 LUGS			27.625	.750	2600330	HDS1	R
27.500	1.000	2550585	HDS2	R					
28.000	1.250	2550792	HDS1	R					
28.250	1.500	2525903	HDS1	R					

Complete size listing — Inches

Bore dia.	Width of seal	Stock no.	Type and style	Lip code	Bore dia.	Width of seal	Stock no.	Type and style	Lip code
26.000 SHAFT (Cont.)					26.378 SHAFT				
27.625	.750	2600332	HDS2	R	28.378	.812	2637558	HS8	R
27.625	.750	2600334	HDS2	V	W/HOOK & EYE SPRING CONNECTOR				
27.625	.750	2600339	HDS3	D	<hr/>				
W/4 EA .500 ADJ. LUGS					26.500 SHAFT				
27.625	1.000	2598932	HDSB1	RL	28.000	.750	HDL-4533-R	HDL	R
27.730	.730	2600347	HS7	R	28.000	.750	2650257	HS7	R
28.000	.813	2600557	HS7	R	28.000	.750	2650258	HS8	R
28.000	.875	HDL-4325-R	HDL	R	28.000	.750	2650240	HDS7	R
28.000	1.000	2600587	HS7	R	28.000	.750	2650241	HDS7	R
28.000	.813	2600550	HDS1	R	W/4 EA .125 LUGS				
28.000	.875	2600560	HDS1	R	28.000	.750	2650250	HDS1	R
28.000	.875	2600562	HDS1	R	28.000	.750	2650253	HDS2	D
W/4 EA .250 LUGS					28.000	.750	2650254	HDS1	V
28.000	.875	2600563	HDS2	R	28.000	.750	2650259	HDS3	D
28.000	.875	2600564	HDS1	V	W/4 EA .500 ADJ. LUGS				
28.000	.875	2600953	HDSA3	D	28.000	.750	2650283	HDS2	V
W/4 EA .500 ADJ. LUGS					28.000	1.000	2650290	HDS1	R
28.000	1.000	2600580	HDS1	R	28.000	1.000	2650295	HDS1	R
28.125	.916	2600648	HS8	R	W/4 EA .250 LUGS				
28.125	1.000	2600630	HDS1	R	28.000	1.000	2650920	HDSB1	RL
28.250	1.000	2600680	HDS1	R	28.500	.813	2650557	HS7	R
28.500	.875	2600760	HDS1	R	28.500	.875	HDL-4313-R	HDL	R
28.500	.875	2600761	HDS1	R	28.500	.875	2650512	HDS2	R
W/4 EA .125 LUGS					28.500	.875	2650560	HDS1	R
28.500	.938	2600770	HDS1	R	28.750	.875	2650660	HDS1	R
28.500	1.000	2600780	HDS1	R	29.500	1.125	2650900	HDS1	R
29.000	1.500	2600903	HDS1	R	29.500	1.500	2650902	HDS1	R
<hr/>					<hr/>				
26.125 SHAFT					26.625 SHAFT				
27.625	.750	HDL-4329-R	HDL	R	28.625	.813	2662558	HS8	R
27.625	.750	2613250	HDS1	R	<hr/>				
28.000	.875	2613480	HDS1	R	26.688 SHAFT				
28.125	.813	2613557	HS7	R	28.688	.813	2669557	HS7	R
28.125	.875	HDL-4330-R	HDL	R	<hr/>				
28.125	.813	2613550	HDS1	R	26.750 SHAFT				
28.125	.813	2613551	HDS1	R	28.750	.813	2675557	HS7	R
W/6 EA .063 LUGS					<hr/>				
28.125	.875	2612563	HDS1	V	26.771 SHAFT				
28.125	.875	2612564	HDS2	V	27.771	.500	2677017	HS7	R
28.125	.875	2613560	HDS1	R	<hr/>				
28.125	.875	2613562	HDS2	R	26.772 SHAFT				
28.250	.875	2613620	HDS1	R	.196		406803	VR4	R
28.250	.875	2613622	HDS2	R	SHAFT RANGE 26.772-27.165				
<hr/>					<hr/>				
26.188 SHAFT					26.781 SHAFT				
28.188	.750	2619540	HDS1	R	28.781	.813	2678557	HS7	R
<hr/>					<hr/>				
26.250 SHAFT					26.813 SHAFT				
28.250	.813	2625557	HS7	R	1.250	85384	LDSL4		
28.750	1.000	2625780	HDS1	R	FOR SEAL SH SIZE 27.000 (685.80MM)				
<hr/>					2.000	86974	LDSL4		
26.375 SHAFT					FOR SEAL SH SIZE 27.000 (685.80MM)				
27.627	.625	2637118	HS8	R	2.250	85531	LDSL4		
27.875	.750	2638250	HDS1	R	FOR SEAL SH SIZE 27.000 (685.80MM)				
28.188	.750	2638350	HDS1	R	29.000	.750	2681612	HDS2	R
28.188	.750	2638351	HDS1	R	<hr/>				
W/4 EA .125 LUGS					26.815 SHAFT				
28.250	.875	2637942	HDSA2	RL	28.815	.813	2682557	HS7	R
28.250	.875	2638480	HDS1	R	<hr/>				
28.250	.875	2638482	HDS2	R	26.875 SHAFT				
28.375	.813	2638557	HS7	R	.813	1.000	529823	CT3	R
28.375	1.000	2637510	HDS1	R	BORE DIA. IS SHOULDER WIDTH				
W/4 EA .125 LUGS					28.875	.813	2688557	HS7	R
28.375	1.000	2638580	HDS1	R	<hr/>				

★Contact manufacturer for availability
Bold numbers are preferred designs

† Includes Bore-Tite on O.D.
 ▲ WasteWatcher numbers

Complete size listing — Inches

Bore dia.	Width of seal	Stock no.	Type and style	Lip code	Bore dia.	Width of seal	Stock no.	Type and style	Lip code
26.911 SHAFT					27.188 SHAFT				
2.438	2.875	593604	CT4	R	29.250	.875	2719600	HDS1	R
		BORE DIA. IS SHOULDER WIDTH			29.500	.875	2719700	HDS1	R
26.938 SHAFT					27.250 SHAFT				
.688	1.125	524215	CT1	R	.938	1.375	524592	CT1	R
		BORE DIA. IS SHOULDER WIDTH					BORE DIA. IS SHOULDER WIDTH		
29.000	.750	2693612	HDS2	R	29.250	.813	2725557	HS7	R
27.000 SHAFT					29.250	.875	HDL-4626-R	HDL	R
2.000		86841	LDSL4		29.250	.813	2725550	HDS1	R
FOR SEAL SH SIZE 27.188 (690.58MM)					29.250	.813	2725552	HDS1	R
.790		407000	VR1	R	W/6 EA .125 LUGS				
SHAFT RANGE 26.180 - 27.760					29.250	.813	2725553	HDS2	R
.813	1.000	528926	CT3	R	29.250	.813	2725554	HDS2	R
BORE DIA. IS SHOULDER WIDTH					W/6 EA .125 LUGS				
28.500	.625	2700218	HS8	R	29.250	.875	2725563	HDS2	R
28.500	.625	2700237	HS7	R	29.250	.875	2725566	HDS1	R
29.000	.813	2700555	HS5	R	W/6 EA .625 LUGS				
29.000	.813	2700557	HS7	R	27.313 SHAFT				
29.000	.813	2700558	HS8	R	2.250		85011	LDSL4	
29.000	.813	2700559	HS8	D	FOR SEAL SH SIZE 27.500 (698.50MM)				
29.000	.875	HDL-4333-R	HDL	R	27.375 SHAFT				
29.000	.750	2700540	HDS1	R	29.375	.813	2738557	HS7	R
29.000	.750	2700542	HDS2	R	27.402 SHAFT				
29.000	.750	2700549	HDS3	D	29.500	.750	2740590	HDS1	R
W/4 EA .500 ADJ. LUGS					27.433 SHAFT				
29.000	.866	2700568	HDS1	R	1.500		85122	LDSL4	
W/4 EA 9.50MM LUGS					FOR SEAL SH SIZE 27.625 (701.68MM)				
29.000	.875	2700560	HDS1	R	27.440 SHAFT				
29.000	.875	2700564	HDS2	R	29.815	.875	2744710	HDS1	R
29.000	.875	2700574	HDS2	V	27.500 SHAFT				
29.000	1.000	2700580	HDS1	R	2.000		84472	LDSL4	
29.000	1.000	2700583	HDS1	V	FOR SEAL SH SIZE 27.688 (703.28MM)				
29.000	1.000	2700584	HDS2	R	2.250		84711	LDSL4	
W/4 EA .250 LUGS					FOR SEAL SH SIZE 27.688 (703.28MM)				
29.000	1.875	2700953	HDSE2	DD	28.750	.625	2750117	HS7	R
29.500	1.000	2700780	HDS1	R	29.000	.750	HDL-4315-R	HDL	R
29.500	1.000	2700783	HDS1	R	29.000	.750	2750218	HS8	R
W/4 EA .250 LUGS					W/HOOK & EYE SPRING CONNECTOR				
29.500	1.250	2700790	HDS1	R	29.000	.750	2750250	HDS1	R
29.500	1.250	2700792	HDS1	R	29.000	.750	2750257	HDS1	V
W/4 EA .125 LUGS					29.500	.813	2750557	HS7	R
29.625	1.000	2700800	HDS1	R	29.500	.875	HDL-4339-R	HDL	R
29.813	1.500	2700844	HDS1	R	29.500	.875	2750560	HDS1	R
30.000	.875	HDL-9984-R	HDL	R	29.500	.875	2750562	HDS1	R
30.000	.875	2700870	HDS1	R	W/6 EA .250 LUGS				
30.000	1.125	2700900	HDS1	R	29.500	.875	2750564	HDS2	R
30.000	1.125	2700901	HDS1	R	29.500	.875	2750565	HDS2	R
W/6 EA .500 LUGS					W/6 EA .250 LUGS				
30.000	1.500	2700902	HDS1	R	29.500	.875	2750569	HDS3	D
30.000	1.500	2700903	HDS1	R	W/4 EA .500 ADJ. LUGS				
W/6 EA .125 LUGS					29.500	.875	2750574	HDS2	V
30.000	1.625	2700990	HDSB1	RL	29.500	1.000	2750580	HDS1	R
27.063 SHAFT					29.500	.875	2750570	HDS4	R
2.250		84764	LDSL4		W/8 EA .500 MOLDED ADJ. LUGS				
FOR SEAL SH SIZE 27.250 (692.15MM)					29.500	.875	2750575	HDS6	R
27.125 SHAFT					W/8 EA .500 MOLDED ADJ. LUGS				
29.000	.875	2713480	HDS1	R	29.520	.984	2755502	HDS2	R
29.250	1.000	2713630	HDS1	R	30.000	.875	2750760	HDS1	R
27.165 SHAFT					30.688	.813	2750900	HDS1	R
.196		406903	VR4	R	SHAFT RANGE 27.165-27.559				

Complete size listing — Inches

Bore dia.	Width of seal	Stock no.	Type and style	Lip code	Bore dia.	Width of seal	Stock no.	Type and style	Lip code
27.559 SHAFT					28.000 SHAFT (Cont.)				
	.196	407003	VR4	R	29.812	.750	2800425	HDS1	R
		SHAFT RANGE 27.559-27.953					W/4 EA .250 LUGS		
29.750	1.370	2755962	HDSA2	RL	30.000	.813	2800551	HS8	D
27.625 SHAFT					30.000	.813	2800557	HS7	R
29.125	.750	2763250	HDS1	R	30.000	.813	2800558	HS8	R
29.500	.750	2763470	HDS1	R	30.000	.875	HDL-4344-R	HDL	R
29.625	.750	2763540	HDS1	R	30.000	.875	2800560	HDS1	R
29.625	.750	2763543	HDS1	R	30.000	.875	2800562	HDS1	R
		W/4 EA .250 LUGS			30.000	.875	2800563	HDS1	R
30.000	1.000	2763730	HDS1	R			W/6 EA .125 LUGS		
27.626 SHAFT					30.000	.875	2800564	HDS2	D
29.500	.750	HDL-4336-R	HDL	R			W/4 EA .125 LUGS		
27.688 SHAFT					30.000	.875	2800565	HDS2	R
29.812	.875	2769622	HDS2	R	30.000	.875	2800566	HDS2	R
29.812	1.250	2769915	HDSE2	RR			W/4 EA .125 LUGS		
27.750 SHAFT					30.000	.875	2800567	HDS1	V
.938	1.375	524216	CT1	R	30.000	.875	2800573	HDS1	V
		BORE DIA. IS SHOULDER WIDTH			30.000	.875	2800585	HDS2	R
1.938	2.375	528268	CT4	R			W/6 EA .250 LUGS		
		BORE DIA. IS SHOULDER WIDTH			30.250	1.250	2800700	HDS1	R
29.812	.875	2775562	HDS2	R	30.250	1.250	2800702	HDS2	R
27.812 SHAFT					30.500	.875	HDL-3878-R	HDL	R
2.500		87421	LDSL4		30.500	.875	2800762	HDS1	R
		FOR SEAL SH SIZE 28.000 (711.20MM)					W/6 EA .250 LUGS		
29.812	.875	2781562	HDS2	R	30.500	.875	2800764	HDS2	R
27.875 SHAFT					30.500	.875	2800766	HDS2	R
29.812	.875	2788500	HDS1	R			W/6 EA .250 LUGS		
29.812	.875	2788502	HDS2	R	30.500	1.000	2800752	HDS2	D
29.815	.875	2788510	HDS1	R	30.500	1.000	2800780	HDS1	R
29.815	.875	2788512	HDS2	D	30.500	1.000	2800782	HDS2	R
29.815	.875	2788600	HDS7	R	30.500	1.000	2800972	HDSA2	D
29.875	.813	2788557	HS7	R	30.500	.875	2800760	HDS1	R
30.000	1.000	2788630	HDS1	R	30.535	.875	2800800	HDS1	R
27.953 SHAFT					30.535	.875	2800802	HDS2	R
29.921	.787	596047	HS8	D	31.000	.875	HDL-5998-R	HDL	R
29.953	.813	2795557	HS7	R	31.000	.875	2800870	HDS1	R
28.000 SHAFT					31.000	.875	2800872	HDS2	R
.813	1.250	527232	CT1	R	31.000	1.125	2800900	HDS1	R
		BORE DIA. IS SHOULDER WIDTH			31.000	1.500	2800902	HDS1	R
.813	1.000	524366	CT3	R	31.000	1.250	2800998	HDS02	DD
		BORE DIA. IS SHOULDER WIDTH			28.038 SHAFT				
29.500	.750	HDL-4343-R	HDL	R	31.038	1.000	2803998	HDSB2	VL
29.500	.750	2800257	HS7	R	28.125 SHAFT				
29.500	.750	2800217	HDS1	V	29.250	.500	2813058	HS8	R
29.500	.750	2800250	HDS1	R	29.250	.625	2813100	HDS1	R
29.500	.750	2800255	HDS1	R	29.250	.625	2813102	HDS2	R
		W/4 EA .250 LUGS			28.188 SHAFT				
29.500	.750	592845	HDS2	R	.688	.875	531719	CT3	R
29.500	.875	2800272	HDS2	R			BORE DIA. IS SHOULDER WIDTH		
29.500	.875	2800920	HDSC1	RL	28.250 SHAFT				
29.500	.750	2800240	HDS7	R	30.250	.813	2825557	HS7	R
29.500	.750	2800241	HDS7	R	28.312 SHAFT				
		W/4 EA .125 LUGS			2.313		87623	LDSL3	
29.625	.750	HDL-7828-R	HDL	R			FOR SEAL SH SIZE 28.500		
29.625	.750	2800330	HDS1	R					
29.625	.750	2800331	HDS2	R					
29.625	.750	2800332	HDS1	R					
		W/4 EA .125 LUGS							

★ Contact manufacturer for availability
Bold numbers are preferred designs

† Includes Bore-Tite on O.D.
 ▲ WasteWatcher numbers

Complete size listing — Inches

Bore dia.	Width of seal	Stock no.	Type and style	Lip code	Bore dia.	Width of seal	Stock no.	Type and style	Lip code
28.313 SHAFT					29.000 SHAFT				
	2.000	81587	LDSL3		.688	.875	594856	CT3	R
	FOR SEAL SH SIZE 28.500		(723.90MM)		1.063	1.500	524940	CT1	R
28.438 SHAFT					BORE DIA. IS SHOULDER WIDTH				
31.000	1.125	2844800	HDS1	R	1.313	1.750	528269	CT4	R
31.000	1.188	2844801	HDS1	R	BORE DIA. IS SHOULDER WIDTH				
28.500 SHAFT					30.500	.750	HDL-4347-R	HDL	R
	.790	407250	VR1	R	30.500	.750	2900218	HS8	R
	SHAFT RANGE 27.760 - 29.330				30.500	.750	2900257	HS7	R
29.500	.500	2850017	HS7	R	30.500	.750	2900250	HDS1	R
30.218	.750	2850386	HS6	R	30.500	.875	2900270	HDSA1	RL
30.500	.625	2850527	HS7	R	31.000	.813	2900557	HS7	R
30.500	.625	2850528	HS8	R	31.000	.875	HDL-4348-R	HDL	R
30.500	.813	2850557	HS7	R	31.000	.875	2900560	HDS1	R
30.500	.875	HDL-4346-R	HDL	R	31.000	.875	2900561	HDS1	R
30.500	.625	2850520	HDS1	R	W/4 EA .125 LUGS				
30.500	.625	2850529	HDS3	D	31.000	.875	2900562	HDS1	R
W/6 EA .500 ADJ. LUGS					W/4 EA .250 LUGS				
30.500	.750	2850540	HDS1	R	31.000	.875	2900563	HDS2	R
30.500	.750	2850542	HDS2	R	31.000	.875	2900564	HDS2	R
30.500	.750	2850543	HDS2	V	W/4 EA .125 LUGS				
30.500	.875	2850560	HDS1	R	31.000	.875	2900565	HDS2	R
30.500	.875	2850562	HDS1	R	W/4 EA .250 LUGS				
W/4 EA .250 LUGS					31.000	.875	2900569	HDS3	D
30.500	.875	2850563	HDS2	D	W/6 EA .500 ADJ. LUGS				
30.500	.875	2850564	HDS1	V	31.000	1.000	2900580	HDS1	R
W/6 EA .250 LUGS					31.000	1.125	2900590	HDS1	R
30.500	.875	2850565	HDS2	R	31.000	1.750	2900954	HDS1	RR
30.500	1.000	2850580	HDS1	R	31.500	.875	2900760	HDS1	R
30.500	.875	2850211	HDS7	H	31.500	.875	2900960	HDSA1	RL
31.000	.875	2850760	HDS1	R	32.000	.875	2900870	HDS1	R
31.000	.875	2850765	HDS1	R	32.000	.875	2900872	HDS1	R
W/6 EA .250 LUGS					W/4 EA .125 LUGS				
31.000	1.000	2850780	HDS1	R	32.000	1.500	2900903	HDS1	R
31.250	1.000	2850832	HDS2	R	29.125 SHAFT				
31.500	1.500	2850903	HDS1	R	31.125	.813	2913550	HDS1	R
28.540 SHAFT					32.000	1.500	2913844	HDS1	R
	.790	407254	VR1	V	32.125	1.500	2913903	HDS1	R
	SHAFT RANGE 27.760 - 29.330				32.250	1.500	2913904	HDS1	R
28.740 SHAFT					29.134 SHAFT				
	.196	407303	VR4	R		.196	407403	VR4	R
	SHAFT RANGE 28.740-29.134				SHAFT RANGE 29.134-29.528				
28.750 SHAFT					29.250 SHAFT				
30.750	.813	2875557	HS7	R	30.250	.500	2925017	HS7	R
30.750	.875	HDL-4628-R	HDL	R	31.250	.813	2925557	HS7	R
30.750	.875	2875560	HDS1	R	29.375 SHAFT				
30.750	.875	2875561	HDS1	R	1.063	1.500	524853	CT1	R
W/4 EA .125 LUGS					BORE DIA. IS SHOULDER WIDTH				
30.750	.875	2875562	HDS2	R	1.125	1.563	528270	CT4	R
30.750	.875	2875563	HDS1	R	BORE DIA. IS SHOULDER WIDTH				
W/8 EA .250 LUGS					29.500 SHAFT				
30.750	.875	2875567	HDS1	V	31.000	.750	2950258	HS8	R
28.813 SHAFT					31.219	.734	2950348	HS8	R
	2.250	84641	LDSL4		31.219	.734	2950438	HS8	D
	FOR SEAL SH SIZE 29.000		(736.60MM)		W/HOOK & EYE SPRING CONNECTOR				
	.688	1.125	525032	CT1	31.500	.813	2950557	HS7	R
	BORE DIA. IS SHOULDER WIDTH W/BUTT JOINT				31.500	.875	HDL-4352-R	HDL	R
28.875 SHAFT					31.500	1.000	HDL-3791-R	HDL	R
30.875	.813	2888557	HS7	R	31.500	.750	2950540	HDS1	R

Complete size listing — Inches

Bore dia.	Width of seal	Stock no.	Type and style	Lip code	Bore dia.	Width of seal	Stock no.	Type and style	Lip code
29.500 SHAFT (Cont.)					29.823 SHAFT				
31.500	.750	2950549	HDS3	D		.315	407502	VR3	R
		W/4 EA .500 ADJ. LUGS					SHAFT RANGE 29.130 -30.510		
31.500	.875	2950552	HDS2	V	<hr/>				
31.500	.875	2950560	HDS1	R	29.875 SHAFT				
31.500	.875	2950564	HDS2	D	31.875	.813	2988557	HS7	R
31.500	.875	2950565	HDS2	R	<hr/>				
		W/4 EA .500 ADJ. LUGS			29.921 SHAFT				
31.500	.875	2950580	HDS1	R		.196	407603	VR4	R
		W/4 EA .500 ADJ. LUGS					SHAFT RANGE 29.843-30.157		
32.000	.875	2950760	HDS1	R	<hr/>				
32.000	.875	2950762	HDS1	R	29.990 SHAFT				
		W/8 EA .250 LUGS			31.613	.750	2999332	HDS2	R
32.000	.875	2950765	HDS2	R	<hr/>				
32.000	.875	2950769	HDS3	D	30.000 SHAFT				
		W/4 EA .500 ADJ. LUGS				2.500	86641	LDSL3	
32.000	.938	2950770	HDS1	R			FOR SEAL SH SIZE 30.188 (766.78MM)		
32.000	.938	2950772	HDS2	R	31.000	.500	3000017	HS7	R
32.000	1.000	2950780	HDS1	R	31.250	.625	3000118	HS8	R
32.000	1.000	2950783	HDS2	R	31.250	.625	3000111	HDS2	R
32.000	1.250	2950758	HDS2	RR	31.500	.750	3000257	HS7	R
		OUTER LIP IS SPRINGLESS			31.500	.750	3000250	HDS1	R
32.250	1.000	2950830	HDS1	R	31.500	.750	3000251	HDS1	R
32.250	1.000	2950835	HDS2	R			W/6 EA .125 LUGS		
32.250	1.000	2950836	HDS2	D	31.500	.750	3000253	HDS1	V
32.250	1.250	2950850	HDS1	R	31.600	.775	3000300	HDS1	R
32.250	1.375	2950841	HDS1	R	31.606	.750	3000302	HDS1	R
32.500	.875	2950870	HDS1	R	31.606	.750	3000303	HDS2	R
32.500	.938	2950880	HDS1	R	31.616	.750	3000280	HDS1	R
32.500	.938	2950882	HDS2	R	31.625	.625	3000312	HDS2	R
32.500	1.500	2950903	HDS1	R	31.625	.625	3000313	HDS2	D
<hr/>					31.625	.750	3000330	HDS1	R
29.527 SHAFT					31.630	.750	3000340	HDS1	R
30.527	.500	2953017	HS7	R	31.655	.750	3000350	HDS1	R
<hr/>					32.000	.813	3000556	HS8	R
29.528 SHAFT					32.000	.813	3000557	HS7	R
	.196	407503	VR4	R	32.000	.813	3000558	HS8	D
		SHAFT RANGE 29.528-29.843			32.000	.875	HDL-4357-R	HDL	R
32.047	.984	2952585	HDS1	R	32.000	.916	3000577	HS7	R
<hr/>					32.000	1.000	3000518	HS8	R
29.563 SHAFT					32.000	1.000	3000519	HS8	H
31.563	.813	2956557	HS7	R	32.000	1.000	3000578	HS8	D
<hr/>					32.000	1.000	3000588	HS8	R
29.625 SHAFT					32.000	.813	3000550	HDS1	R
31.125	.770	2962258	HS8	R	32.000	.813	3000552	HDS1	R
31.625	.813	2963557	HS7	R			W/6 EA .125 LUGS		
31.625	1.000	2963580	HDS1	R	32.000	.813	3000553	HDS1	D
32.000	1.000	2963680	HDS1	R	32.000	.813	3000555	HDS2	D
32.500	1.500	2963844	HDS1	R	32.000	.813	3000559	HDS3	D
32.750	1.500	2963904	HDS1	R			W/6 EA .500 ADJ. LUGS		
<hr/>					32.000	.875	3000560	HDS1	R
29.688 SHAFT					32.000	.875	3000562	HDS1	D
31.688	.813	2969557	HS7	R	32.000	1.000	3000580	HDS1	R
<hr/>					32.250	1.125	3000690	HDS1	R
29.750 SHAFT					32.250	1.156	3000700	HDS1	R
.938	1.375	524217	CT1	R	32.250	1.156	3000702	HDS2	R
		BORE DIA. IS SHOULDER WIDTH			32.500	.875	HDL-4358-R	HDL	R
1.063	1.500	524218	CT1	R	32.500	.875	3000760	HDS1	R
		BORE DIA. IS SHOULDER WIDTH			32.500	.875	3000761	HDS1	V
1.063	1.500	524973	CT1	R	32.500	1.000	3000780	HDS1	R
		BORE DIA. IS SHOULDER WIDTH			32.750	.875	3000820	HDS1	R
31.250	.770	2975258	HS8	R	32.750	1.500	3000834	HDS1	R
31.750	.813	2975558	HS8	R	33.000	.875	3000870	HDS1	R
<hr/>					33.000	1.125	3000900	HDS1	R
29.813 SHAFT					33.000	1.750	3000995	HDSB1	RL
	2.250	84642	LDSL4						
	FOR SEAL SH SIZE 30.000 (762.00MM)								

★ Contact manufacturer for availability
Bold numbers are preferred designs

† Includes Bore-Tite on O.D.
 ▲ WasteWatcher numbers

Complete size listing — Inches

Bore dia.	Width of seal	Stock no.	Type and style	Lip code	Bore dia.	Width of seal	Stock no.	Type and style	Lip code
30.063 SHAFT					30.500 SHAFT (Cont.)				
.688	1.125	525033	CT1	R	32.500	.875	3050561	HDS1	R
BORE DIA. IS SHOULDER WIDTH					32.500	.875	W/6 EA .063 LUGS		
30.125 SHAFT					32.500	.875	3050562	HDS1	R
	.790	407500	VR1	R	32.500	.875	W/8 EA .125 LUGS		
SHAFT RANGE 29.330 - 30.910					32.500	.875	3050563	HDS1	R
31.125	.500	3013017	HS7	R	32.500	.875	W/8 EA .250 LUGS		
30.250 SHAFT					32.500	.875	3050565	HDS2	R
32.250	.750	3025540	HDS1	R	32.500	1.000	3050582	HDS2	R
32.250	.875	3025561	HDS1	R	32.500	.875	3050511	HDS7	H
W/4 EA .125 LUGS					32.750	1.000	3050680	HDS1	R
32.250	.750	3025542	HDS2	V	33.000	.875	HDL-8577-R	HDL	R
32.500	.875	3025660	HDS1	R	33.000	.750	3050791	HDS1	R
32.500	.875	3025661	HDS1	R	33.000	.750	3050793	HDS2	R
W/4 EA .125 LUGS					33.000	.750	3050799	HDS3	D
32.750	1.000	3025782	HDS2	V	W/6 EA .500 ADJ. LUGS				
30.309 SHAFT					33.000	1.000	3050780	HDS1	R
	1.375	87530	LDSL4		33.000	1.000	3050785	HDS2	R
FOR SEAL SH SIZE 30.497					33.032	1.000	3050790	HDS2	R
30.310 SHAFT					33.492	1.000	3050840	HDS1	R
32.314	1.000	3031590	HDS1	R	33.500	.875	3050870	HDS1	R
30.312 SHAFT					33.500	.875	3050872	HDS2	R
	2.500	87842	LDSL3		33.500	1.000	3050890	HDS1	R
FOR SEAL SH SIZE 30.500					33.500	1.000	3050892	HDS2	R
30.313 SHAFT					33.500	1.500	3050903	HDS1	R
31.813	.750	3031257	HS7	R	30.563 SHAFT				
32.375	.875	3031600	HDS1	R	32.563	.813	3056557	HS7	R
32.500	.875	3031640	HDS1	R	30.615 SHAFT				
32.500	1.000	3031650	HDS1	R	33.268	1.094	3061715	HDS2	R
32.750	1.000	3031740	HDS1	R	33.268	1.094	3061721	HDS7	R
33.000	1.000	3031800	HDS1	R	30.625 SHAFT				
33.250	1.500	3031830	HDS1	R	32.125	.750	3063257	HS7	R
33.260	.906	3031840	HDS1	R	30.709 SHAFT				
33.260	.906	3031845	HDS1	R	.196	407803	VR4		R
W/8 EA .563 LUGS					SHAFT RANGE 30.472-30.827				
33.277	1.500	3031846	HDS1	R	30.750 SHAFT				
30.315 SHAFT					31.750	.500	3075017	HS7	R
	.196	407703	VR4	R	32.742	.875	3075510	HDS1	R
SHAFT RANGE 30.157-30.472					32.742	.875	3075513	HDS1	R
30.320 SHAFT					W/4 EA .375 LUGS				
	1.375	87605	LDSL4		30.813 SHAFT				
FOR SEAL SH SIZE 30.508					2.000	85039	LDSL4		
30.375 SHAFT					FOR SEAL SH SIZE 31.000 (787.40MM)				
32.375	.813	3038557	HS7	R	30.900 SHAFT				
32.375	.813	3038550	HDS1	R	31.900	.500	3090017	HS7	R
30.500 SHAFT					31.000 SHAFT				
32.500	.813	3050557	HS7	R	.813	1.250	525212	CT1	R
32.500	.875	HDL-4365-R	HDL	R	BORE DIA. IS SHOULDER WIDTH				
32.500	.750	3050546	HDS2	V	32.000	.500	3100017	HS7	R
W/8 EA .250 LUGS					32.000	.500	3100018	HS8	R
32.500	.750	3050540	HDS1	R	W/HOOK & EYE SPRING CONNECTOR				
32.500	.750	3050542	HDS2	R	32.500	.750	3100257	HS7	R
32.500	.750	3050544	HDS2	V	32.500	.750	3100250	HDS1	R
32.500	.750	3050549	HDS3	D	32.500	.750	3100255	HDS1	D
W/6 EA .500 ADJ. LUGS					32.500	.750	522342	HDS1	D
32.500	.875	3050560	HDS1	R	32.500	1.000	3100290	HDS1	R
30.500 SHAFT (Cont.)					33.000	.813	3100557	HS7	R
32.500	.875	3050561	HDS1	R	33.000	.875	HDL-4367-R	HDL	R
32.500	.875	W/6 EA .063 LUGS			33.000	.875	3100567	HS7	R
32.500	.875	3050562	HDS1	R	30.563 SHAFT				
32.500	.875	W/8 EA .125 LUGS			32.563	.813	3056557	HS7	R
32.500	.875	3050563	HDS1	R	30.615 SHAFT				
32.500	.875	W/8 EA .250 LUGS			33.268	1.094	3061715	HDS2	R
32.500	.875	3050565	HDS2	R	33.268	1.094	3061721	HDS7	R
32.500	1.000	3050582	HDS2	R	30.625 SHAFT				
32.500	.875	3050511	HDS7	H	32.125	.750	3063257	HS7	R
32.750	1.000	3050680	HDS1	R	30.709 SHAFT				
33.000	.875	HDL-8577-R	HDL	R	.196	407803	VR4		R
33.000	.750	3050791	HDS1	R	SHAFT RANGE 30.472-30.827				
33.000	.750	3050793	HDS2	R	30.750 SHAFT				
33.000	.750	3050799	HDS3	D	31.750	.500	3075017	HS7	R
W/6 EA .500 ADJ. LUGS					32.742	.875	3075510	HDS1	R
33.000	1.000	3050780	HDS1	R	32.742	.875	3075513	HDS1	R
33.000	1.000	3050785	HDS2	R	W/4 EA .375 LUGS				
33.032	1.000	3050790	HDS2	R	30.813 SHAFT				
33.492	1.000	3050840	HDS1	R	2.000	85039	LDSL4		
33.500	.875	3050870	HDS1	R	FOR SEAL SH SIZE 31.000 (787.40MM)				
33.500	.875	3050872	HDS2	R	30.900 SHAFT				
33.500	1.000	3050890	HDS1	R	31.900	.500	3090017	HS7	R
33.500	1.000	3050892	HDS2	R	31.000 SHAFT				
33.500	1.500	3050903	HDS1	R	.813	1.250	525212	CT1	R

Complete size listing — Inches

Bore dia.	Width of seal	Stock no.	Type and style	Lip code	Bore dia.	Width of seal	Stock no.	Type and style	Lip code
31.000 SHAFT (Cont.)					31.750 SHAFT (Cont.)				
33.000	.813	3100550	HDS1	R	.813	1.250	526715	CT1	R
33.000	.813	3100551	HDS1	R	BORE DIA. IS SHOULDER WIDTH				
		W/4 EA .063 LUGS			33.750	.813	3175557	HS7	R
33.000	.813	3100552	HDS1	R	33.750	.875	3175560	HDS1	R
		W/6 EA .125 LUGS			33.750	.875	3175562	HDS2	R
33.000	.875	3100560	HDS1	R	33.750	.875	3175565	HDS1	R
33.000	.875	3100561	HDS1	R	W/4 EA .125 LUGS				
		W/4 EA .125 LUGS			33.750	.875	3175569	HDS3	D
33.000	.875	3100562	HDS2	D	W/6 EA .500 ADJ. LUGS				
33.000	.875	3100563	HDS2	R	35.250	.875	3175900	HDS1	R
33.000	.875	3100951	HDSA1	RL	31.900 SHAFT				
33.000	.875	3100952	HDSA2	RL	33.900	.813	3190558	HS8	D
33.188	.953	513184	HS9	R	32.000 SHAFT				
33.500	.875	3100757	HDS1	V	33.500	.750	HDL-3023-R	HDL	R
33.500	.875	3100760	HDS1	R	33.500	.750	3200239	HS8	D
33.500	.875	3100778	HDS1	R	W/THREADED SPRING CONNECTOR				
		W/8 EA .125 LUGS			34.000	.813	3200557	HS7	R
34.000	.813	3100840	HDS1	R	34.000	.875	HDL-4632-R	HDL	R
34.000	.813	3100849	HDS3	D	34.000	.875	3200563	HDS2	R
		W/6 EA .500 ADJ. LUGS			34.000	.750	3200540	HDS1	R
34.000	.875	3100870	HDS1	R	34.000	.750	3200541	HDS1	V
34.000	.875	3100872	HDS2	R	34.000	.813	3200550	HDS1	R
34.000	1.000	3100890	HDS1	R	34.000	.875	3200560	HDS1	R
34.000	1.000	3100895	HDS2	RR	34.000	.875	3200562	HDS2	D
34.000	1.250	3100992	HDS D2	RR	34.000	.875	3200564	HDS1	R
31.250 SHAFT					W/8 EA .250 LUGS				
32.750	.750	3125250	HDS1	R	34.000	.875	3200569	HDS3	D
32.750	.750	3125252	HDS2	R	W/6 EA .500 ADJ. LUGS				
32.750	1.000	3125290	HDS1	R	34.000	.875	3200954	HDSA2	V
33.250	.750	HDL-5033-R	HDL	R	34.000	1.000	3200580	HDS1	R
33.250	.750	3125540	HDS1	R	34.250	1.000	3200680	HDS1	R
33.250	.750	3125543	HDS1	R	34.500	.875	3200760	HDS1	R
		W/6 EA .125 LUGS			34.500	1.000	3200782	HDS1	R
33.250	.750	3125544	HDS2	R	W/6 EA .063 LUGS				
		W/4 EA .250 LUGS			34.500	1.250	3200790	HDS1	R
33.250	.750	3125548	HDS2	D	32.125 SHAFT				
31.340 SHAFT					33.625	.625	3213237	HS7	R
33.340	.813	3134558	HS8	R	34.125	.750	HDL-3002-R	HDL	R
31.491 SHAFT					34.125	.813	3213557	HS7	R
34.020	.980	3149798	HDS2	D	34.125	.875	3212563	HDS1	V
31.496 SHAFT					34.125	.875	3213560	HDS1	R
	.196	408003	VR4	R	34.125	.875	3213562	HDS2	D
		SHAFT RANGE 31.181-31.535			34.125	.875	3213564	HDS2	R
33.465	.984	3149470	HDS7	R	W/6 EA .250 LUGS				
31.500 SHAFT					34.125	.875	3213569	HDS3	D
.813	1.250	528210	CT1	R	W/6 EA .500 ADJ. LUGS				
		BORE DIA. IS SHOULDER WIDTH			34.250	.875	3213620	HDS1	R
32.500	.500	3150017	HS7	R	34.375	.875	3231600	HDS1	R
33.000	.750	3150210	HDS1	R	34.500	.875	3213710	HDS1	R
33.500	.813	3150557	HS7	R	34.625	.750	3213740	HDS1	R
34.500	.875	3150875	HDS1	R	34.625	.750	3213742	HDS1	R
		W/4 EA .250 LUGS			W/6 EA .313 LUGS				
31.625 SHAFT					34.625	.875	3213760	HDS1	R
33.625	1.000	3162580	HDS1	R	35.000	.875	3231800	HDS1	R
31.750 SHAFT					35.125	.875	3231840	HDS1	R
	.790	408000	VR1	R	35.125	1.500	3231844	HDS1	R
		SHAFT RANGE 30.910 - 32.680			32.188 SHAFT				
.688	.875	526244	CT3	R	.813	1.250	525034	CT1	R
		BORE DIA. IS SHOULDER WIDTH			BORE DIA. IS SHOULDER WIDTH				
					34.188	.813	3219557	HS7	R

★ Contact manufacturer for availability
Bold numbers are preferred designs

† Includes Bore-Tite on O.D.
 ▲ WasteWatcher numbers

Complete size listing — Inches

Bore dia.	Width of seal	Stock no.	Type and style	Lip code	Bore dia.	Width of seal	Stock no.	Type and style	Lip code
32.250 SHAFT					32.750 SHAFT (Cont.)				
.813	1.250	524294	CT1	R	35.000	1.000	3275680	HDS1	R
			BORE DIA. IS SHOULDER WIDTH		35.250	1.000	3275780	HDS1	R
34.250	.813	3225557	HS7	R	35.375	.938	3275805	HDS1	R
34.250	1.000	3225512	HDS2	R			W/4 EA .063 LUGS		
32.312 SHAFT					35.375	1.000	3275802	HDS1	R
34.500	.875	HDL-4373-R	HDL	R	35.375	1.000	3275803	HDS1	R
32.313 SHAFT							W/4 EA .063 LUGS		
	2.000	86090	LDLSLV4		35.375	2.000	3275806	HDS1	R
			FOR SEAL SH SIZE 32.500 (825.50MM)				W/4 EA .063 LUGS		
34.500	.906	3231648	HS8	R	35.500	1.000	3275830	HDS1	R
			W/HOOK & EYE SPRING CONNECTOR		35.750	1.000	3275890	HDS1	R
34.500	.875	3231622	HDS2	H	35.750	1.500	3275903	HDS1	R
34.500	.875	3231640	HDS1	R	32.812 SHAFT				
34.500	.875	3231642	HDS2	R	2.220		87850	LDLSLV4	
32.375 SHAFT							FOR SEAL SH SIZE 33.000		
.813	1.250	593949	CT1	R	32.950 SHAFT				
			BORE DIA. IS SHOULDER WIDTH W/BUTT JOINT		34.688	.750	3295343	HDS2	R
33.625	.625	3238117	HS7	R	32.972 SHAFT				
34.375	1.000	3237518	HS8	R	34.683	.750	3297300	HDS1	R
34.375	1.000	3237519	HS8	H	32.980 SHAFT				
34.875	1.250	3238790	HDS1	R	34.688	.750	3298342	HDS2	R
32.500 SHAFT					32.996 SHAFT				
.500	.688	594799	CT3	R	34.685	.787	HDL-4380-R	HDL	R
			BORE DIA. IS SHOULDER WIDTH W/BUTT JOINT		33.000 SHAFT				
.813	1.250	524367	CT1	R	34.000	.500	3300017	HS7	R
			BORE DIA. IS SHOULDER WIDTH		34.250	.625	530414	HS5	D
33.625	.563	3250117	HS7	R	34.500	.625	3300237	HS7	R
34.250	.625	3250365	HDS2	R	34.500	.750	HDL-4381-R	HDL	R
34.250	.875	3250410	HDS1	R	34.500	.750	3300212	HDS2	H
34.250	1.250	3250440	HDS1	R	34.500	.750	3300222	HDS2	D
34.500	.813	3250557	HS7	R	34.500	.750	3300250	HDS1	R
34.500	.875	HDL-4377-R	HDL	R	34.500	1.250	3300920	HDS01	RR
34.500	.916	3250577	HS7	R	34.500	1.250	3300921	HDSE1	RR
34.500	1.000	3250588	HS8	R	34.502	.750	3300260	HDS1	R
34.500	.813	3250550	HDS1	R	34.554	.775	3300280	HDS1	R
34.500	.875	3250560	HDS1	R	34.609	.750	3300290	HDS1	R
34.500	.875	3250561	HDS1	R	34.613	.750	3300300	HDS1	R
		W/6 EA .063 LUGS			34.625	.750	HDL-6787-R	HDL	R
34.500	.875	3250562	HDS1	R	34.625	.750	3300330	HDS1	R
		W/4 EA .125 LUGS			34.625	.750	3300331	HDS2	R
34.500	.875	3250566	HDS2	R	34.625	.750	3300334	HDS2	D
34.500	.875	3250567	HDS2	R	34.630	.750	3300340	HDS1	R
		W/4 EA .250 LUGS			34.630	.750	3300342	HDS2	R
34.500	.875	3250569	HDS3	D	34.630	.750	3300345	HDS1	D
		W/6 EA .500 ADJ. LUGS			34.650	.787	HDL-4634-R	HDL	R
34.500	.938	3250570	HDS1	R	34.688	.750	3300332	HDSA2	DL
34.500	.938	3250574	HDS2	R	34.688	.750	3300350	HDS1	R
34.750	.875	3250660	HDS1	R	34.688	.750	3300351	HDS2	R
32.688 SHAFT					34.688	.750	3300353	HDS2	D
34.688	.813	3269557	HS7	R	35.000	.813	3300557	HS7	R
32.700 SHAFT					35.000	.813	592817	HS7	D
34.680	.750	3270542	HDS2	R	35.000	.875	HDL-4382-R	HDL	R
32.750 SHAFT					35.000	.750	3300540	HDS1	R
34.250	.750	3275250	HDS1	R	35.000	.750	3300547	HDS1	V
34.500	.875	3275410	HDS1	R	35.000	.750	3300549	HDS3	D
34.500	1.000	3275420	HDS1	R			W/6 EA .500 ADJ. LUGS		
34.750	.813	3275557	HS7	R	35.000	.875	3300560	HDS1	R
34.750	1.000	3275580	HDS1	R	35.000	.875	3300561	HDS1	R
34.750	1.250	3275592	HDS1	R			W/4 EA .125 LUGS		

Complete size listing — Inches

Bore dia.	Width of seal	Stock no.	Type and style	Lip code	Bore dia.	Width of seal	Stock no.	Type and style	Lip code
33.000 SHAFT (Cont.)					33.500 SHAFT (Cont.)				
35.000	.875	3300562	HDS2	R	35.500	.875	3350562	HDS1	R
		W/4 EA .125 LUGS					W/6 EA .250 LUGS		
35.000	.875	3300565	HDS2	R	35.500	1.750	3350950	HDSE1	RR
35.000	.875	3300568	HDS3	H	35.625	.875	3350620	HDS1	R
		W/4 EA .500 ADJ. LUGS			35.625	1.000	3350630	HDS1	R
35.000	1.000	3300958	HDSC2	RL	35.750	.875	3350660	HDS1	R
35.125	.770	3300611	HDS1	R	35.995	.938	3350740	HDS1	R
35.250	.875	HDL-4326-R	HDL	R	36.000	.875	HDL-4550-R	HDL	R
35.250	.875	3300660	HDS1	R	36.000	.875	3350760	HDS1	R
35.250	.875	3300951	HDSA1	RL	36.000	.875	3350762	HDS1	R
35.500	.875	HDL-4544-R	HDL	R			W/6 EA .250 LUGS		
35.500	.750	3300790	HDS1	R	36.000	.875	3350765	HDS2	R
35.500	.750	3300792	HDS2	R	36.000	.875	3350769	HDS3	D
35.500	.875	3300760	HDS1	R			W/6 EA .500 ADJ. LUGS		
35.500	.875	3300765	HDS2	R	36.000	.906	3350766	HDS1	R
35.500	.875	3300769	HDS3	D			W/8 EA .188 LUGS		
		W/6 EA .500 ADJ. LUGS			36.000	.938	3350770	HDS1	R
35.500	.938	3300770	HDS1	R	36.002	.938	3350790	HDS1	R
35.500	.938	3300772	HDS2	R	36.002	.938	3350791	HDS1	R
35.500	1.000	3300780	HDS1	R			W/6 EA .125 LUGS		
35.500	1.000	3300782	HDS2	V	36.250	.875	3350820	HDS1	R
35.500	1.000	3300785	HDS2	R	36.250	.875	3350824	HDS1	R
35.625	.875	3300800	HDS1	R			W/6 EA .063 LUGS		
35.750	.875	3300820	HDS1	R	36.417	.875	3350840	HDS1	R
36.000	.875	3300870	HDS1	R	36.417	1.500	3350844	HDS1	R
36.000	1.000	3300852	HDS2	V	36.500	1.500	3350902	HDS1	R
36.000	1.000	3300890	HDS1	R					
36.000	1.000	3300990	HDSB2	V					
		LIGHT INTERFERENCE DUST-LIP							
36.000	1.500	3300903	HDS1	R					
33.063 SHAFT					33.625 SHAFT				
.813	1.250	526867	CT1	R	35.625	.875	3363560	HDS1	R
		BORE DIA. IS SHOULDER WIDTH			35.625	.875	3363562	HDS1	R
							W/6 EA .125 LUGS		
					36.625	.875	3363870	HDS1	R
33.250 SHAFT					33.688 SHAFT				
.813	1.250	595636	CT1	R	.813	1.250	524219	CT1	R
		BORE DIA. IS SHOULDER WIDTH					BORE DIA. IS SHOULDER WIDTH		
35.250	1.000	3325588	HS8	R					
33.313 SHAFT					33.750 SHAFT				
	2.625	84730	LDSL4		35.750	.813	3375557	HS7	R
		FOR SEAL SH SIZE 33.500	(850.90MM)		35.750	1.000	3375588	HS8	R
					35.750	1.000	3375950	HDSA1	RL
33.465 SHAFT					33.875 SHAFT				
	.196	408503	VR4	R	35.875	.875	3388560	HDS1	R
		SHAFT RANGE 33.110-33.504			36.000	.875	3388620	HDS1	R
					36.375	1.000	3388780	HDS1	R
					36.500	.875	3388800	HDS1	R
33.469 SHAFT					34.000 SHAFT				
35.469	.875	3347560	† HDS1	R	35.000	.500	3400017	HS7	R
36.409	.906	3347850	HDS1	R	36.000	.813	3400557	HS7	R
36.409	.906	3347854	HDS1	R	36.000	.875	HDL-4399-R	HDL	R
		W/8 EA .219 LUGS			36.000	1.000	3400587	HS7	R
36.409	.906	3347855	HDS1	R	36.000	.813	3400550	HDS1	R
		W/8 EA .531 LUGS			36.000	.875	3400534	HDS2	R
					36.000	.875	3400539	HDS3	D
33.500 SHAFT							W/6 EA .500 ADJ. LUGS		
	.790	408500	VR1	R	36.000	.875	3400560	HDS1	R
		SHAFT RANGE 32.680 - 34.450			36.000	.875	3400561	HDS1	R
35.500	.813	3350557	HS7	R			W/4 EA .250 LUGS		
35.500	.875	HDL-4389-R	HDL	R	36.000	.875	3400564	HDS2	R
35.500	1.000	3350588	HS8	R	36.000	.875	3400565	HDS2	R
35.500	.875	3350560	HDS1	R			W/4 EA .250 LUGS		
35.500	.875	3350561	HDS1	R	36.000	.875	3400566	HDS2	R
		W/6 EA .125 LUGS					W/4 EA .125 LUGS		

★Contact manufacturer for availability
Bold numbers are preferred designs

† Includes Bore-Tite on O.D.
 ▲ WasteWatcher numbers

Complete size listing — Inches

Bore dia.	Width of seal	Stock no.	Type and style	Lip code	Bore dia.	Width of seal	Stock no.	Type and style	Lip code
34.000 SHAFT (Cont.)					34.750 SHAFT (Cont.)				
36.000	1.000	3400580	HDS1	R	36.750	.875	3475562	HDS2	R
36.250	1.125	3400690	HDS1	R	36.750	.875	3475564	HDS1	R
36.250	1.250	3400700	HDS1	R			W/8 EA .375 LUGS		
36.250	1.250	3400702	HDS2	R	36.750	.875	3475565	HDS1	R
36.500	.750	HDL-3056-R	HDL	R			W/8 EA .250 LUGS		
36.500	.875	3400760	HDS1	R	37.000	.875	3475660	HDS1	R
37.000	1.000	3400890	HDS1	R	37.375	.875	3475800	HDS1	R
37.000	1.500	3400903	HDS1	R	37.500	.875	3475820	HDS1	R
34.032 SHAFT					34.813 SHAFT				
36.032	.813	3403557	HS7	R	1.313		86029	LDLVL4	
34.250 SHAFT					FOR SEAL SH SIZE 35.000 (899.00MM)				
36.000	.750	HDL-3017-R	HDL	R	35.000 SHAFT				
36.062	.688	★ 3425455	HS4	R	36.000	.500	3500017	HS7	R
36.250	.813	3425557	HS7	R	36.500	.625	3500237	HS7	R
36.250	.875	3425560	HDS1	R	36.500	.750	3500257	HS7	R
36.500	.875	3425660	HDS1	R	37.000	.813	3500557	HS7	R
36.750	.875	3425760	HDS1	R	37.000	.875	HDL-3835-R	HDL	R
36.750	.875	3425761	HDS1	R	37.000	.875	3500568	HS8	R
		W/6 EA .375 LUGS			37.000	.813	3500550	HDS1	R
34.312 SHAFT					37.000	.875	3500560	HDS1	R
1.750		87529	LDLVL4		37.000	.875	3500561	HDS1	R
		FOR SEAL SH SIZE 34.500					W/4 EA .063 LUGS		
34.375 SHAFT					37.000	.875	3500562	HDS1	R
36.875	1.250	3438790	HDS1	R			W/4 EA .188 LUGS		
34.500 SHAFT					37.000	.875	3500563	HDS2	R
1.063	1.500	523063	CT1	R			W/6 EA .500 LUGS		
		BORE DIA. IS SHOULDER WIDTH			37.000	.875	3500564	HDS3	R
36.000	.750	3450258	HS8	R			W/4 EA .500 ADJ. LUGS		
36.000	.750	3450250	HDS1	R	37.000	.875	3500565	HDS2	R
36.000	.750	3450252	HDS1	R	37.000	.875	3500566	HDS2	R
		W/6 EA .250 LUGS					W/6 EA .188 LUGS		
36.000	.750	3450253	HDS2	R	37.000	.875	3500567	HDS1	V
36.000	.750	3450255	HDS1	R	37.000	.875	3500569	HDS3	D
		W/6 EA .125 LUGS					W/6 EA .500 ADJ. LUGS		
36.000	1.000	3450290	HDS1	R	37.000	.875	3500579	HDS3	D
36.500	.813	3450557	HS7	R			W/6 EA .500 ADJ. LUGS		
36.500	.875	HDL-4405-R	HDL	R	37.000	.875	3500952	HDSA2	RL
36.500	1.000	HDL-3021-R	HDL	R	37.000	.875	3500958	HDSA2	VL
36.500	.875	3450560	HDS1	R	37.000	1.000	3500584	HDS1	R
36.500	.875	3450564	HDS2	R			W/6 EA .125 LUGS		
		W/6 EA .156 LUGS			37.000	1.000	3501952	HDSA2	RL
36.500	.875	3450565	HDS1	R	37.375	1.000	3500730	HDS1	R
		W/6 EA .250 LUGS			37.500	.875	HDL-3836-R	HDL	R
36.500	.875	3450566	† HDS2	V	37.500	.750	3500740	HDS1	R
36.500	.875	3450569	HDS3	D	37.500	.875	3500760	HDS1	R
		W/6 EA .500 ADJ. LUGS			37.500	.875	3500762	HDS2	R
36.500	1.000	3450574	HDS2	V	37.500	.875	3500765	HDS1	R
36.500	1.000	3450580	HDS1	R			W/6 EA .500 LUGS		
36.500	1.000	3450582	HDS2	R	37.500	.875	3500769	HDS3	D
36.500	1.000	3450950	HDSA1	RL			W/6 EA .500 ADJ. LUGS		
36.500	.875	3450518	HDS2	H	37.500	.938	3500770	HDS1	R
36.500	.875	3450563	HDS2	D	37.500	.938	3500772	HDS1	R
36.750	.875	3450660	HDS1	R			W/6 EA .125 LUGS		
37.000	.875	3450760	HDS1	R	37.500	.938	3500773	HDS1	R
37.500	.750	3450860	HDS1	R			W/6 EA .063 LUGS		
37.500	.750	3450862	HDS2	R	37.500	1.000	3500780	HDS1	R
34.750 SHAFT					37.750	.875	3500820	HDS1	R
36.625	.750	3475470	HDS2	R	38.000	.875	HDL-3837-R	HDL	R
36.750	.875	3475560	HDS1	R	38.000	1.500	3500903	HDS1	R

Complete size listing — Inches

Bore dia.	Width of seal	Stock no.	Type and style	Lip code	Bore dia.	Width of seal	Stock no.	Type and style	Lip code
35.039 SHAFT					35.500 SHAFT (Cont.)				
	.196	408903	VR4	R	38.000	1.250	3550974	HDSE2	VV
		SHAFT RANGE 34.724-35.118			38.250	1.000	3550830	HDS1	R
35.125 SHAFT					38.500	1.500	3550903	HDS1	R
	.688	.875	531069	CT3	R	35.630 SHAFT			
		BORE DIA. IS SHOULDER WIDTH			37.598	.866	HDL-3065-R	HDL	R
35.250 SHAFT					35.750 SHAFT				
37.250	.813	3525558	HS8	R	37.750	.813	3575557	HS7	R
37.250	.875	HDL-4416-R	HDL	R	37.750	.813	3575558	HS8	R
37.250	.875	3525560	HDS1	R	35.812 SHAFT				
37.250	.875	3525567	HDS1	V	1.500	90332	LDSL4		
37.500	.875	3525660	HDS1	R			FOR SEAL SHAFT SIZE 36.000		
38.250	.688	3525850	HDS1	R	2.000	87451	LDSL4		
38.250	.688	3525852	HDS2	R			FOR SEAL SH SIZE 36.000 (914.40MM)		
38.250	.813	3525862	HDS2	R	35.826 SHAFT				
38.250	1.125	3525900	HDS1	R	38.076	.703	3583658	HDS2	D
38.250	1.500	3525902	HDS1	R	35.827 SHAFT				
35.313 SHAFT					38.076	.688	3583659	HS8	D
	2.500	85814	LDSL4		38.076	.703	3582742	HDS2	H
		FOR SEAL SH SIZE 35.500 (901.70MM)			38.077	.687	HDL-3003-R	HDL	R
	.790	409000	VR1	R	35.875 SHAFT				
		SHAFT RANGE 34.450 - 36.220			37.875	.875	3588560	HDS1	R
35.375 SHAFT					38.000	.875	3588620	HDS1	R
37.375	.813	3538557	HS7	R	36.000 SHAFT				
37.375	.875	HDL-4417-R	HDL	R	.688	1.125	528416	CT1	R
37.375	.875	3538560	HDS1	R			BORE DIA. IS SHOULDER WIDTH		
37.375	1.000	3538580	HDS1	R	.688	1.125	593606	CT1	R
37.375	.875	3537587	HDS1	V			BORE DIA. IS SHOULDER WIDTH W/BUTT JOINT		
37.500	.875	3538620	HDS1	R	.750	1.188	524223	CT1	R
35.433 SHAFT							BORE DIA. IS SHOULDER WIDTH		
	.196	409003	VR4	R	.813	1.250	530466	CT1	R
		SHAFT RANGE 35.315-36.102					BORE DIA. IS SHOULDER WIDTH W/BUTT JOINT		
35.438 SHAFT					1.063	1.500	524224	CT1	R
	.813	1.250	524221	CT1			BORE DIA. IS SHOULDER WIDTH		
		BORE DIA. IS SHOULDER WIDTH			37.500	.750	3600257	HS7	R
36.938	.750	3543257	HS7	R	37.620	.750	3600300	HDS1	R
37.500	1.000	3544590	HDS1	R	37.998	.875	3600500	HDS1	R
38.583	.906	3548900	HDS1	R	37.998	.875	3600501	HDS1	R
38.583	.906	3548905	HDS1	R			W/4 EA .125 LUGS		
		W/8 EA .563 LUGS			37.998	.875	3600505	HDS1	R
35.496 SHAFT							W/8 EA .469 LUGS		
37.996	.984	HDL-3001-R	HDL	R	38.000	.813	3600557	HS7	R
35.500 SHAFT					38.000	.813	3600558	HS8	R
	1.063	1.500	524222	CT1	38.000	.875	HDL-4421-R	HDL	R
		BORE DIA. IS SHOULDER WIDTH			38.000	.875	3600560	HDS1	R
37.500	.813	3550557	HS7	R	38.000	.875	3600562	HDS2	R
37.500	.875	HDL-4553-R	HDL	R	38.000	.875	3600565	HDS2	R
37.500	.875	3550560	HDS1	R			W/6 EA .250 LUGS		
37.500	.875	3550562	HDS1	R	38.000	.875	3600569	HDS3	D
		W/6 EA .125 LUGS					W/6 EA .500 ADJ. LUGS		
37.500	.875	3550566	HDS2	D	38.000	.875	3600572	HDS2	D
		W/6 EA .125 LUGS			38.000	1.500	3600954	HDSE2	RR
37.500	.875	3550569	HDS3	D	38.109	.953	512289	HS9	R
		W/6 EA .500 ADJ. LUGS			38.228	.875	3600522	HDS2	H
37.500	1.000	3550580	HDS1	R	38.228	.875	3600523	HDS3	H
37.750	1.000	3550680	HDS1	R			W/6 EA .500 ADJ. LUGS		
38.000	1.000	3550770	HDS1	V	38.250	1.000	3600680	HDS1	R
38.000	1.000	3550780	HDS1	R	38.500	1.000	HDL-9993-R	HDL	R
38.000	1.000	3550794	HDS2	V	38.500	.875	3600760	HDS1	R
					38.500	.875	3600762	HDS2	R

★ Contact manufacturer for availability
Bold numbers are preferred designs

† Includes Bore-Tite on O.D.
 ▲ WasteWatcher numbers

Complete size listing — Inches

Bore dia.	Width of seal	Stock no.	Type and style	Lip code	Bore dia.	Width of seal	Stock no.	Type and style	Lip code
36.000 SHAFT (Cont.)					36.750 SHAFT (Cont.)				
38.500	.875	3600769	HDS3	D	38.750	.875	3675564	HDS1	R
		W/6 EA .500 ADJ. LUGS					3675580	HDS1	R
38.500	1.000	3600780	HDS1	R	38.750	1.000	3675660	HDS1	R
38.500	1.000	3600783	HDS2	R	39.000	.875	HDL-7428-R	HDL	R
38.750	1.000	3600830	HDS1	R	39.250	.875	3675760	HDS1	R
39.000	1.500	3600903	HDS1	R	39.250	.875	3675764	HDS1	R
39.500	1.500	3600904	HDS1	R			W/6 EA .125 LUGS		
36.220 SHAFT					39.250	.875	3675765	HDS2	R
	.196	409203	VR4	R	39.250	1.000	3675780	HDS1	R
		SHAFT RANGE 35.906-36.299			36.813 SHAFT				
36.250 SHAFT					2.500		86458	LDSL4	
38.250	1.000	3625588	HS8	R			FOR SEAL SH SIZE 37.000	(939.80MM)	
38.250	1.000	3625580	† HDS1	R	36.875 SHAFT				
38.500	1.000	3625680	HDS1	R	.938	1.375	523154	CT1	R
38.750	1.000	3625780	HDS1	R			BORE DIA. IS SHOULDER WIDTH		
39.000	1.000	3625830	HDS1	R	39.000	.875	3688960	HDSA1	RL
36.375 SHAFT					37.000 SHAFT				
	2.500	86111	LDSL4		.813	1.250	526246	CT1	R
	FOR SEAL SH SIZE 36.555		(928.50MM)				BORE DIA. IS SHOULDER WIDTH		
36.460 SHAFT					.813	1.000	526245	CT3	R
38.460	1.000	3646588	HS8	R			BORE DIA. IS SHOULDER WIDTH		
36.500 SHAFT					1.063	1.500	525320	CT1	R
38.000	1.000	3650297	HS7	R			BORE DIA. IS SHOULDER WIDTH		
38.000	.750	3650250	HDS1	R	38.000	.500	3700017	HS7	R
38.000	1.000	3650290	HDS1	R	39.000	.813	3700557	HS7	R
38.250	.813	3650398	HS8	R	39.000	.875	HDL-4434-R	HDL	R
38.500	.625	3650525	HS8	V	39.000	1.000	3700576	HS6	R
38.500	.813	3650557	HS7	R	39.000	1.000	3700588	HS8	R
38.500	.875	HDL-4430-R	HDL	R	39.000	.875	3700560	HDS1	R
38.500	1.000	3650588	HS8	R	39.000	.875	3700562	HDS1	R
38.500	.750	3650545	HDS1	R			W/4 EA .375 LUGS		
		W/8 EA .079 LUGS			39.000	.875	3700563	HDS2	R
38.500	.875	3650560	HDS1	R	39.000	.875	3700564	HDS2	R
38.500	.875	3650565	HDS1	R			W/6 EA .375 LUGS		
		W/12 EA .125 LUGS			39.000	.875	3700569	HDS3	D
38.750	1.000	3650680	HDS1	R			W/6 EA .500 ADJ. LUGS		
39.000	.625	3650750	HDS1	R	39.000	1.000	3700580	HDS1	R
39.000	.625	3650752	HDS2	R	39.250	.875	3700660	HDS1	R
39.000	.625	3650753	HDS2	D	40.000	1.500	3700895	HDS1	R
39.000	1.000	3650780	HDS1	R	37.125 SHAFT				
39.000	1.000	3650781	HDS1	R	.790		409500	VR1	R
		W/6 EA .250 LUGS					SHAFT RANGE 36.220 - 37.990		
36.563 SHAFT					.813	1.250	524768	CT1	R
.688	1.125	593285	CT1	R			BORE DIA. IS SHOULDER WIDTH		
		BORE DIA. IS SHOULDER WIDTH			37.250 SHAFT				
.815	.875	595670	CT1	R	.813	1.250	524368	CT1	R
		BORE DIA. IS SHOULDER WIDTH W/BUTT JOINT					BORE DIA. IS SHOULDER WIDTH		
2.523	2.960	594202	CT4	R	39.250	.875	HDL-4436-R	HDL	R
		BORE DIA. IS SHOULDER WIDTH			39.250	1.000	3725588	HS8	R
36.625 SHAFT					39.250	.875	3725560	HDS1	R
38.625	.813	3663557	HS7	R	39.250	.875	3725563	HDS2	R
36.750 SHAFT					39.250	.938	3725570	HDS1	R
1.063	1.500	595016	CT1	R	39.250	1.000	3725580	HDS1	R
		BORE DIA. IS SHOULDER WIDTH			39.500	.875	3725660	HDS1	R
38.750	.813	3675557	HS7	R	37.375 SHAFT				
38.750	.813	3675558	HS8	R	38.625	.688	3738120	HDS1	R
38.750	1.000	3675587	HS7	R	39.375	.813	3738557	HS7	R
38.750	.875	3675560	HDS1	R					

Complete size listing — Inches

Bore dia.	Width of seal	Stock no.	Type and style	Lip code	Bore dia.	Width of seal	Stock no.	Type and style	Lip code
37.402 SHAFT					38.000 SHAFT (Cont.)				
	.196	409503	VR4	R	39.500	.750	3800222	HDS2	H
		SHAFT RANGE 37.165-37.598			39.500	.750	3800252	HDS2	D
37.438 SHAFT					39.500	.750	3800254	HDS2	V
39.500	.875	3744600	HDS1	R	39.500	.750	3800258	HDS2	D
40.000	.875	3744800	HDS1	R	39.625	.750	3800338	HS8	R
40.500	1.500	3744904	HDS1	R	40.000	.813	3800557	HS7	R
37.500 SHAFT					40.000	.875	HDL-4448-R	HDL	R
.813	1.250	526582	CT1	R	40.000	.875	3800560	HDS1	R
		BORE DIA. IS SHOULDER WIDTH			40.000	.875	3800563	HDS1	R
39.000	.875	3750270	HDS1	R			W/6 EA .250 LUGS		
39.000	.875	3750272	HDS2	R	40.000	.875	3800565	HDS2	R
39.000	.875	3750274	HDS2	R	40.000	.875	3800566	HDS2	R
		W/6 EA .125 LUGS					W/6 EA .250 LUGS		
39.000	.875	3750276	HDS1	R	40.000	.875	3800569	HDS3	D
		W/4 EA .250 LUGS					W/6 EA .500 ADJ. LUGS		
39.500	.813	3750557	HS7	R	40.000	1.312	3800950	HDSE1	RR
39.500	.875	HDL-4438-R	HDL	R	40.500	.875	3800760	HDS1	R
39.500	1.000	3750587	HS7	R	40.500	1.000	3800780	HDS1	D
39.500	.750	3750540	HDS1	R	40.500	1.000	3800784	HDS2	R
39.500	.750	3750542	HDS2	R	40.500	1.000	3800785	HDS2	R
39.500	.875	3750560	HDS1	R	40.750	.875	3800820	HDS1	R
39.500	.875	3750561	HDS1	D	41.000	.750	3800860	HDS1	R
39.500	.875	3750562	HDS1	R	41.000	.750	3800862	HDS2	R
		W/6 EA .125 LUGS			41.000	1.125	3800900	HDS1	R
39.500	.875	3750563	HDS2	D	41.000	1.188	3800902	HDS1	R
39.500	.875	3750564	HDS2	R			W/6 EA .313 LUGS		
		W/6 EA .125 LUGS			41.000	1.500	3800903	HDS1	R
39.500	.875	3750565	HDS2	R	41.250	1.500	3800904	HDS1	R
39.500	.875	3750572	HDS2	V	38.125 SHAFT				
39.750	.875	3750660	HDS1	R	40.125	1.000	3812580	HDS1	R
40.250	1.000	3750830	HDS1	R	38.189 SHAFT				
40.250	1.250	3750980	HDSC1	RL	.196	409703	VR4	R	
		SHAFT RANGE 38.031-38.465			38.250 SHAFT				
37.813 SHAFT					40.250	.875	HDL-4454-R	HDL	R
1.500		86973	LDSL4		40.250	.875	3825560	HDS1	R
		FOR SEAL SH SIZE 38.000 (965.20MM)			40.250	.875	3825562	HDS2	R
2.250		86545	LDSL4		40.500	.875	3825660	HDS1	R
		FOR SEAL SHAFT SIZE 38.000			40.500	1.000	3825680	HDS1	R
2.500		86972	LDSL4		40.750	.750	3825750	HDS1	R
		FOR SEAL SH SIZE 38.000 (965.20MM)			40.750	.750	3825752	HDS2	R
39.813	.813	3781557	HS7	R	40.750	.875	3825760	HDS1	R
40.000	.875	3781640	HDS1	R	40.750	.875	3825761	HDS1	R
40.500	1.000	3781800	HDS1	R			W/6 EA .063 LUGS		
40.750	1.500	3781844	HDS1	R	40.750	.875	3825765	HDS2	R
40.945	.875	3781900	HDS1	R	41.000	1.500	3825844	HDS1	R
40.954	1.500	3781904	HDS1	R	41.250	.875	3825870	HDS1	R
37.875 SHAFT					41.250	1.000	3825894	HDS1	R
.813	1.250	524225	CT1	R			W/6 EA .125 LUGS		
		BORE DIA. IS SHOULDER WIDTH			41.250	1.500	3825903	HDS1	R
39.875	1.000	3788580	HDS1	R	38.258 SHAFT				
40.000	1.000	3788630	HDS1	R	40.750	.875	3825763	HDS1	R
40.500	1.000	3788800	HDS1	R			W/6 EA .125 LUGS		
40.750	1.500	3788844	HDS1	R	38.500 SHAFT				
38.000 SHAFT					1.250		83978	LDSL4	
1.500		86840	LDSL4				FOR SEAL SH SIZE 38.688 (982.68MM)		
		FOR SEAL SH SIZE 38.188 (969.98MM)			1.500		81753	LDSL4	
.813	1.250	524226	CT1	R			FOR SEAL SH SIZE 38.688 (982.68MM)		
		BORE DIA. IS SHOULDER WIDTH			40.375	.750	3850477	HS7	R
39.500	.750	HDL-3004-R	HDL	R	40.500	.813	3850557	HS7	R
39.500	.750	3800288	HS8	D			W/THREADED SPRING CONNECTOR		

★ Contact manufacturer for availability
Bold numbers are preferred designs

† Includes Bore-Tite on O.D.
 ▲ WasteWatcher numbers

Complete size listing — Inches

Bore dia.	Width of seal	Stock no.	Type and style	Lip code	Bore dia.	Width of seal	Stock no.	Type and style	Lip code
38.500 SHAFT (Cont.)					39.250 SHAFT (Cont.)				
40.750	.750	3850652	HDS2	R	41.250	.813	3925557	HS7	R
41.000	1.000	3850780	HDS1	R	39.370 SHAFT				
41.000	1.000	3850782	HDS2	R	.196	410003	VR4	R	
41.000	1.625	3850978	HDS2	V	SHAFT RANGE 39.331-39.764				
41.500	1.500	3850895	HDS1	R	39.500 SHAFT				
38.583 SHAFT					.790	410000	VR1	R	
	.196	409808	VR4	R	SHAFT RANGE 37.990 - 39.960				
SHAFT RANGE 38.465-38.898					.688	1.125	529452	CT1	R
38.750 SHAFT					.813	1.250	526806	CT1	R
40.750	.813	3875557	HS7	R	BORE DIA. IS SHOULDER WIDTH				
40.750	.875	3875560	HDS1	R	40.500	.500	3950017	HS7	R
40.750	.875	3875562	HDS1	R	41.500	.813	3950557	HS7	R
		W/6 EA .125 LUGS			42.500	1.125	3950900	HDS1	R
40.750	.875	3875563	HDS2	R	42.500	1.250	3950901	HDS1	R
40.750	.875	3875564	HDS2	R	42.500	1.250	3950902	HDS1	R
		W/6 EA .125 LUGS			W/6 EA .125 LUGS				
40.750	1.000	3875580	HDS1	R	39.750 SHAFT				
40.750	1.000	3875585	HDS2	R	41.688	.969	3975500	HDS1	R
40.750	1.000	3875950	HDSA1	RL	41.750	.813	3975557	HS7	R
41.000	.875	HDL-4570-R	HDL	R	42.250	.875	HDL-7538-R	HDL	R
41.000	.875	3875660	HDS1	R	42.250	.813	3975750	HDS1	R
41.250	.875	3875760	HDS1	R	42.250	.875	3975760	HDS1	R
42.000	1.500	3875904	HDS1	R	42.250	.875	3975764	HDS1	R
38.813 SHAFT							W/6 EA .125 LUGS		
	2.125	85123	LDSL4		42.250	.875	3975766	HDS1	R
FOR SEAL SH SIZE 39.000 (990.60MM)							W/8 EA .063 LUGS		
38.875 SHAFT					39.813 SHAFT				
41.375	1.250	3888790	HDS1	R	2.125	81826	LDSL4		
38.938 SHAFT					FOR SEAL SH SIZE 40.000 (1016.00MM)				
41.000	.875	3894600	HDS1	R	39.875 SHAFT				
41.500	.875	3894800	HDS1	R	.938	1.375	523584	CT1	R
42.000	1.500	3894904	HDS1	R	BORE DIA. IS SHOULDER WIDTH				
39.000 SHAFT					1.063	1.500	529379	CT1	R
40.000	.500	3900017	HS7	R	BORE DIA. IS SHOULDER WIDTH				
40.500	.750	3900258	HS8	R	39.979 SHAFT				
41.000	.813	3900557	HS7	R	41.500	1.000	3997300	HDS1	R
41.000	.875	HDL-4465-R	HDL	R	40.000 SHAFT				
41.000	.700	3900535	HDS1	R	41.500	.750	4000257	HS7	R
41.000	.750	3900540	HDS1	R	41.500	1.000	4000290	HDS1	R
41.000	.750	3900542	HDS2	R	41.500	1.000	4000920	HDSB1	RL
41.000	.875	3900560	HDS1	R	42.000	.813	4000557	HS7	R
41.000	.875	3900561	HDS2	R	42.000	.813	4000550	HDS1	R
41.000	.875	3900562	HDS2	R	42.000	.813	4000559	HDS1	V
41.000	.875	3900563	HDS2	D	42.000	.875	4000560	HDS1	R
41.000	.875	3900564	HDS2	R	42.000	.875	4000561	HDS1	R
		W/6 EA .250 LUGS			W/4 EA .125 LUGS				
41.000	.875	3900565	HDS1	R	42.000	.875	4000562	HDS2	R
		W/6 EA .250 LUGS			42.000	.875	4000563	HDS1	D
41.000	.875	3900566	HDS2	R	42.000	.875	4000564	HDS2	R
		W/6 EA .375 LUGS			W/6 EA .125 LUGS				
41.000	.875	3900572	HDS2	D	42.000	.875	4000565	HDS2	R
41.000	.875	3900574	HDS2	V	W/6 EA .250 LUGS				
41.250	.875	3900660	HDS1	R	42.000	.875	4000566	HDS1	R
41.500	.875	3900760	HDS1	R	W/8 EA .250 LUGS				
42.000	1.500	3900903	HDS1	R	42.000	.875	4000569	HDS1	R
42.250	.875	3900905	HDS1	R	W/6 EA .375 LUGS				
42.250	1.500	3900907	HDS1	R	42.000	.875	4000574	HDS2	R
39.250 SHAFT					W/6 EA .500 LUGS				
40.750	.750	3925257	HS7	R					

Complete size listing — Inches

Bore dia.	Width of seal	Stock no.	Type and style	Lip code	Bore dia.	Width of seal	Stock no.	Type and style	Lip code
40.000 SHAFT (Cont.)					40.750 SHAFT (Cont.)				
42.000	.875	4000576	HDS1	V	43.750	1.500	4075905	HDS1	R
42.000	1.000	4000580	HDS1	R	40.875 SHAFT				
42.000	1.000	4000582	HDS2	R	1.063	1.500	525633	CT1	R
42.000	1.000	4000583	HDS1	R	BORE DIA. IS SHOULDER WIDTH				
		W/6 EA .125 LUGS			41.000 SHAFT				
42.000	1.000	4000584	HDS2	R	.790		410500	VR1	R
		W/6 EA .125 LUGS						SHAFT RANGE 39.960 - 41.930	
42.000	1.000	4000585	HDS2	R	2.000		410503	VR4	R
		W/6 EA .250 LUGS						SHAFT RANGE 40.550 - 41.350	
42.000	1.000	4000586	HDS1	R	1.063	1.500	524227	CT1	R
		W/6 EA .250 LUGS			BORE DIA. IS SHOULDER WIDTH				
42.000	1.375	4000590	HDS1	R	42.500	.750	4100258	HS8	R
42.000	1.375	4000592	HDS2	R	43.000	.813	4100557	HS7	R
42.000	1.375	4000593	HDS1	R	43.000	.813	4100558	HS8	R
		W/6 EA .250 LUGS			41.125 SHAFT				
42.000	1.375	4000594	HDS2	R	1.063	1.500	525036	CT1	R
		W/6 EA .250 LUGS			BORE DIA. IS SHOULDER WIDTH				
42.250	.875	4000660	HDS1	R	41.250 SHAFT				
40.063 SHAFT					.688	.875	594395	CT3	R
1.718	2.156	530396	CT4	R	BORE DIA. IS SHOULDER WIDTH W/BUTT JOINT				
BORE DIA. IS SHOULDER WIDTH					42.750	.750	4125258	HS8	R
40.250 SHAFT					43.250	.750	4125557	HS7	R
.813	1.250	525426	CT1	R	41.312 SHAFT				
		BORE DIA. IS SHOULDER WIDTH			1.968		89948	LDSL4	
41.750	.750	4025258	HS8	R	FOR SEAL SH SIZE 41.500				
40.495 SHAFT					41.375 SHAFT				
43.007	1.000	4049790	HDS1	R	.875	1.313	530448	CT1	R
40.500 SHAFT					BORE DIA. IS SHOULDER WIDTH				
1.063	1.500	528532	CT1	R	41.500 SHAFT				
		BORE DIA. IS SHOULDER WIDTH			.813	1.250	527474	CT1	R
41.500	.500	4050017	HS7	R	BORE DIA. IS SHOULDER WIDTH				
41.500	.500	4050018	HS8	R	1.063	1.500	524228	CT1	R
41.750	.750	4050061	HDS7	H	BORE DIA. IS SHOULDER WIDTH				
42.000	.750	4050257	HS7	R	43.000	.750	4150258	HS8	R
42.500	.813	4050557	HS7	R	43.500	.813	4150558	HS8	R
42.500	.875	4050560	HDS1	R	43.500	.875	HDL-4635-R	HDL	R
42.500	.875	4050561	HDS1	R	43.500	.875	4150560	HDS1	R
		W/4 EA .250 LUGS			43.500	.875	4150563	HDS2	R
42.500	.875	4050562	HDS1	R	43.500	.875	4150564	HDS2	R
		W/4 EA .375 LUGS					W/6 EA .250 LUGS		
42.500	.875	4050563	HDS2	R	43.500	.875	4150566	HDS1	R
42.500	.875	4050564	HDS1	R			W/8 EA .375 LUGS		
		W/12 EA .125 LUGS			43.500	.875	4150575	HDS2	R
42.500	.875	4050565	HDS1	D	W/8 EA .375 LUGS				
42.500	.875	4050574	HDS2	R	41.625 SHAFT				
		W/6 EA .375 LUGS			43.625	.813	4163557	HS7	R
42.750	.875	4050660	HDS1	R	43.625	.688	4162530	HDS1	R
42.750	1.000	4050680	HDS1	R	43.875	1.000	4162680	HDS1	R
42.750	1.000	4050683	HDS1	D	43.875	1.000	4162685	HDS2	R
43.000	.875	4050762	HDS2	R	44.000	1.000	4162730	HDS1	R
43.000	.875	4050760	HDS1	R	44.500	1.500	4162842	HDS1	R
43.000	.875	4050765	HDS1	R	41.732 SHAFT				
		W/12 EA .250 LUGS			.196		410603	VR4	R
43.000	.875	4050774	HDS2	V	SHAFT RANGE 41.142-41.929				
43.000	.875	4050776	HDS2	V	41.750 SHAFT				
		W/6 EA .250 LUGS			43.250	.750	4175258	HS8	R
40.750 SHAFT									
42.250	.750	4075258	HS8	D					
43.750	1.125	4075900	HDS1	R					
43.750	1.438	4075902	HDS1	R					

★ Contact manufacturer for availability
Bold numbers are preferred designs

† Includes Bore-Tite on O.D.
 ▲ WasteWatcher numbers

Complete size listing — Inches

Bore dia.	Width of seal	Stock no.	Type and style	Lip code	Bore dia.	Width of seal	Stock no.	Type and style	Lip code
41.813 SHAFT					42.500 SHAFT (Cont.)				
44.000	1.000	4181640	HDS1	R	45.000	.875	HDL-4473-R	HDL	R
44.500	1.000	4181800	HDS1	R	45.000	.875	4250760	HDS1	R
45.000	1.000	4181900	HDS1	R	45.000	.875	4250762	HDS2	R
45.000	1.500	4181904	HDS1	R	45.000	.875	4250765	HDS1	R
41.875 SHAFT					W/12 EA .250 LUGS				
1.188	1.625	528272	CT4	R	45.000	.875	4250766	HDS1	V
BORE DIA. IS SHOULDER WIDTH					W/6 EA .500 ADJ. LUGS				
43.500	1.000	4189932	HDSB2	DL	45.250	.875	4250820	HDS1	R
41.929 SHAFT					45.250	1.125	4250900	HDS1	R
43.929	.813	4193557	HS7	R	45.250	1.375	4250843	HDS1	R
41.938 SHAFT					45.500	1.500	4250905	HDS1	R
43.500	.750	4194300	HDS1	R	45.507	1.250	4250901	HDS1	R
43.500	.750	4194305	HDS1	R	42.563 SHAFT				
W/6 EA .375 LUGS					.813	1.000	593564	CT3	R
43.750	.875	4194440	HDS1	R	BORE DIA. IS SHOULDER WIDTH W/BUTT JOINT				
41.969 SHAFT					42.750 SHAFT				
2.063	2.500	528271	CT4	R	43.750	.500	4275017	HS7	R
BORE DIA. IS SHOULDER WIDTH					44.250	.750	4275258	HS8	R
42.000 SHAFT					42.913 SHAFT				
1.063	1.500	594494	CT4	R	44.913	.813	4291557	HS7	R
BORE DIA. IS SHOULDER WIDTH W/BUTT JOINT					43.000 SHAFT				
3.313	3.750	596400	CT4	R	.790	411000	VR1	R	
BORE DIA. IS SHOULDER WIDTH W/BUTT JOINT					SHAFT RANGE 41.930 - 43.900				
43.500	.750	4200258	HS8	R	45.000	.813	4300557	HS7	R
43.912	.750	4200478	HS8	R	45.000	.813	4300558	HS8	R
44.000	.813	4200557	HS7	R	45.000	.875	4300560	HDS1	R
44.188	.953	511855	HS9	R	45.000	1.000	4300580	HDS1	R
44.250	1.000	4200680	HDS1	R	45.250	1.000	4300680	HDS1	R
44.250	1.000	4200690	HDS1	D	45.500	1.000	HDL-9994-R	HDL	R
44.500	1.000	4200780	HDS1	R	45.500	.875	4300760	HDS1	R
42.063 SHAFT					45.500	.875	4300763	HDS2	R
2.125	85038		LDSL4		45.500	1.000	4300780	HDS1	R
FOR SEAL SH SIZE 42.250 (1073.15MM)					43.125 SHAFT				
44.063	.813	4206557	HS7	R	44.625	.750	4313250	HDS1	R
42.125 SHAFT					43.307 SHAFT				
2.125	87054		LDSL4		.790	411004	VR1	V	
FOR SEAL SH SIZE 42.313 (1074.75MM)					SHAFT RANGE 41.929-43.897				
42.248 SHAFT					.196	411003	VR4	R	
44.248	1.000	HDL-4470-R	HDL	R	SHAFT RANGE 42.717-43.504				
42.250 SHAFT					43.375 SHAFT				
43.750	.750	4225258	HS8	R	.813	1.250	524909	CT1	R
44.250	.813	4225557	HS7	R	BORE DIA. IS SHOULDER WIDTH				
44.250	1.000	4225580	HDS1	R	43.500 SHAFT				
42.312 SHAFT					1.063	1.500	524369	CT1	R
1.250	87379		LDSL4		BORE DIA. IS SHOULDER WIDTH				
FOR SEAL SH SIZE 42.500 (1079.50MM)					45.000	.875	4350270	HDS1	R
42.500 SHAFT					45.500	.813	4350558	HS8	R
1.250	87392		LDSL4		45.500	.875	HDL-4637-R	HDL	R
FOR SEAL SH SIZE 42.688 (1084.28MM)					45.500	.750	4350540	HDS1	R
.688	1.125	523133	CT3	R	45.500	.750	4350542	HDS2	R
BORE DIA. IS SHOULDER WIDTH					45.500	.875	4350560	HDS1	R
43.500	.500	4250017	HS7	R	45.500	.875	4350562	HDS2	V
44.000	.750	4250258	HS8	R	45.500	.875	4350564	HDS1	R
44.250	.750	4250382	HDS2	R	W/6 EA .250 LUGS				
44.500	.813	4250557	HS7	R	45.500	.875	4350565	HDS2	R
					45.500	.875	593047	HDS1	R
					W/6 EA .125 LUGS				

Complete size listing — Inches

Bore dia.	Width of seal	Stock no.	Type and style	Lip code	Bore dia.	Width of seal	Stock no.	Type and style	Lip code
43.546 SHAFT					44.500 SHAFT (Cont.)				
45.546	.813	4354557	HS7	R	47.000	.875	4450767	HDS1	V
43.625 SHAFT					44.750 SHAFT				
45.250	1.000	4363932	HDSA1	RL	46.250	.750	4475258	HS8	R
43.750 SHAFT					44.875 SHAFT				
45.750	.875	HDL-4638-R	HDL	R	.790		411500	VR1	R
45.750	.875	4375560	HDS1	R	SHAFT RANGE 43.900 - 45.870				
45.750	.875	4375569	HDS2	D	1.063	1.500	522676	CT1	R
44.000 SHAFT					BORE DIA. IS SHOULDER WIDTH				
.813	1.250	524370	CT1	R	45.000 SHAFT				
.938	1.375	528415	CT1	R	46.500	.750	4500257	HS7	R
1.063	1.500	524229	CT1	R	46.625	1.000	HDL-8903-R	HDL	R
1.063	1.500	593180	CT1	R	46.627	1.000	4500930	HDSB2	RL
1.313	1.750	528002	CT4	R	46.750	.875	4500410	HDS1	R
1.313	1.750	528273	CT4	R	47.000	.812	4500518	HS8	H
45.500	.750	4400257	HS7	R	47.000	.813	4500557	HS7	R
46.000	.813	4400557	HS7	R	47.000	.813	592879	HDS1	R
46.000	.875	4400562	HDS2	R	47.000	.875	4500560	HDS1	R
46.000	.875	4400563	HDS1	R	47.000	.875	4500567	HDS1	V
		W/8 EA .125 LUGS			47.188	.688	4500538	HS8	R
46.000	1.000	4400580	HDS1	R	45.125 SHAFT				
46.000	1.000	4400584	HDS1	R	47.125	.813	4513557	HS7	R
		W/8 EA .125 LUGS			45.250 SHAFT				
46.500	.875	HDL-4475-R	HDL	R	46.750	.750	4525258	HS8	R
46.500	1.000	HDL-3024-R	HDL	R	47.000	1.000	4525422	HDS2	R
46.500	.875	4400760	HDS1	R	47.000	1.000	4525424	HDS2	V
46.500	.875	4400761	HDS2	R	45.500 SHAFT				
46.500	.875	4400763	HDS1	R	47.000	.750	4550258	HS8	R
		W/6 EA .250 LUGS			47.000	.625	4550235	HDS2	R
46.500	.875	4400766	HDS2	R	47.000	.750	4550250	HDS1	R
		W/6 EA .250 LUGS			45.669 SHAFT				
46.500	1.000	4400780	HDS1	R	.196		411603	VR4	R
46.500	1.000	4400785	HDS3	R	SHAFT RANGE 45.079-45.866				
		W/8 EA .500 ADJ. LUGS			45.750 SHAFT				
46.500	1.000	4400792	HDS2	V	47.250	.750	4575258	HS8	R
46.500	1.000	4400793	HDS2	V	47.768	.875	4575570	HDS1	R
		W/8 EA .500 ADJ. LUGS			46.000 SHAFT				
46.750	.875	4400820	HDS1	R	47.500	.750	4600258	HS8	R
47.000	1.125	4400900	HDS1	R	47.500	.750	4600259	HS8	D
47.000	1.250	4400902	HDS1	R	47.500	.750	4600222	HDS2	D
47.000	1.250	4400905	HDS1	R	47.500	.750	4600252	HDS2	H
		W/8 EA .125 LUGS			47.500	.750	4600254	HDS2	V
44.094 SHAFT					47.750	1.000	4600420	HDS1	R
46.000	1.000	4409500	HDS1	R	47.750	1.000	4600422	HDS2	R
44.250 SHAFT					47.984	.950	513112	HS9	R
45.750	.750	4425258	HS8	R	48.000	.813	4600557	HS7	R
44.500 SHAFT					48.000	.875	4600560	HDS1	R
46.000	.750	HDL-4563-R	HDL	R	48.000	1.000	4600580	HDS1	R
46.000	.750	4450258	HS8	R	49.000	1.250	4600842	HDS2	D
46.000	.875	4450270	HDS1	R	46.004 SHAFT				
46.000	.875	4450272	HDS2	R	47.500	.750	HDL-3006-R	HDL	R
46.500	.813	4450557	HS7	R	46.250 SHAFT				
46.500	.813	4450550	HDS1	R	47.750	.750	4625258	HS8	R
47.000	.875	4450760	HDS1	R	48.250	.813	4625557	HS7	R

★Contact manufacturer for availability
Bold numbers are preferred designs

† Includes Bore-Tite on O.D.
 ▲ WasteWatcher numbers

Complete size listing — Inches

Bore dia.	Width of seal	Stock no.	Type and style	Lip code	Bore dia.	Width of seal	Stock no.	Type and style	Lip code
46.500 SHAFT					47.500 SHAFT (Cont.)				
.813	1.250	529086	CT1	R	49.500	.875	4750560	HDS1	R
		BORE DIA. IS SHOULDER WIDTH			49.500	.875	4750562	HDS2	R
48.000	.750	4650258	HS8	R	49.500	.875	4750565	HDS1	R
48.500	.875	4650560	HDS1	R			W/8 EA .250 LUGS		
48.500	.875	4650563	HDS1	V	49.500	1.500	4750590	HDS1	R
48.750	1.125	4650690	HDS1	R	47.625 SHAFT				
46.750 SHAFT					1.063	1.500	522677	CT1	R
48.250	.750	4675258	HS8	R			BORE DIA. IS SHOULDER WIDTH		
47.000 SHAFT					49.125	.770	4762258	HS8	R
1.063	1.500	527211	CT1	R	47.750 SHAFT				
		BORE DIA. IS SHOULDER WIDTH W/BUTT JOINT			50.500	1.125	4775840	HDS1	R
48.500	.750	4700258	HS8	R	50.500	1.250	4775850	HDS1	R
48.500	.750	4700259	HS8	D	47.875 SHAFT				
48.750	1.000	4700420	HDS1	R	49.875	.813	4788557	HS7	R
48.750	1.000	4700422	HDS2	R	48.000 SHAFT				
48.875	.875	4700480	HDS1	R	.812	1.000	596327	CT3	R
48.875	.875	4700482	HDS2	R			BORE DIA. IS SHOULDER WIDTH W/BUTT JOINT		
49.000	.813	4700557	HS7	R	.813	1.000	530441	CT3	R
49.000	.875	4700560	HDS1	R			BORE DIA. IS SHOULDER WIDTH		
49.000	.875	4700562	HDS1	R	49.500	.750	4800257	HS7	R
		W/8 EA .125 LUGS			49.500	.750	4800252	HDS2	D
49.000	.875	4700564	HDS2	R	49.500	.750	4800254	HDS2	V
		W/8 EA .125 LUGS			49.750	1.000	4800420	HDS1	R
49.000	.875	4700565	HDS1	R	50.000	.813	4800557	HS7	R
		W/6 EA .250 LUGS			50.000	1.000	4800580	HDS1	R
49.000	.875	4700566	HDS1	V	50.000	1.000	4800582	HDS2	R
		W/6 EA .250 LUGS			48.125 SHAFT				
49.000	.875	4700567	HDS1	V	50.000	.813	4812487	HS7	R
49.000	1.000	4700583	HDS1	R	50.000	.813	4813440	HDS1	R
		W/6 EA .125 LUGS			48.250 SHAFT				
49.000	1.000	4700584	HDS2	R	1.063	1.500	524231	CT1	R
		W/6 EA .125 LUGS					BORE DIA. IS SHOULDER WIDTH		
49.000	.875	4700510	HDS7	H	50.250	.875	HDL-4639-R	HDL	R
		W/6 EA .375 LUGS			50.250	.875	4825527	HDS1	V
49.000	.875	4700511	HDS7	H	50.250	.875	4825550	HDS1	R
49.000	.875	4700574	HDS2	V			W/8 EA .250 LUGS		
49.000	.875	4700576	HDS2	V	50.250	.875	4825560	HDS1	R
		W/8 EA .250 LUGS			50.250	.875	4825561	HDS1	R
49.500	.875	4700760	HDS1	R			W/8 EA .500 LUGS		
47.244 SHAFT					50.250	.875	4825562	HDS2	R
	.787	412000	VR1	R			W/ 6 EA .375 LUGS		
		SHAFT RANGE 45.870 - 47.840			50.250	.875	4825565	HDS1	R
	.196	412003	VR4	R			W/8 EA .125 LUGS		
		SHAFT RANGE 46.654-47.441			50.250	.875	4825566	HDS1	R
47.250 SHAFT							W/8 EA .500 LUGS		
49.250	.625	4725528	HS8	R	50.250	.875	4825570	HDS1	D
47.375 SHAFT					50.250	.875	4825571	HDS1	D
48.875	.750	592796	HS7	R			W/8 EA .500 ADJ. LUGS		
48.875	.750	4738250	HDS1	R	50.252	.875	4825564	HDS2	D
47.500 SHAFT							W/8 EA .500 LUGS		
.750	1.188	530606	CT1	R	48.375 SHAFT				
		BORE DIA. IS SHOULDER WIDTH W/BUTT JOINT			50.375	.812	4837558	HS8	R
.813	1.250	525091	CT1	R	48.865 SHAFT				
		BORE DIA. IS SHOULDER WIDTH			1.063	1.500	524371	CT1	R
.938	1.375	526021	CT1	R			BORE DIA. IS SHOULDER WIDTH		
		BORE DIA. IS SHOULDER WIDTH			48.865 SHAFT				
1.063	1.500	524230	CT1	R			BORE DIA. IS SHOULDER WIDTH		
49.000	.770	4750258	HS8	R	48.865 SHAFT				

Complete size listing — Inches

Bore dia.	Width of seal	Stock no.	Type and style	Lip code	Bore dia.	Width of seal	Stock no.	Type and style	Lip code
49.000 SHAFT					51.500 SHAFT (Cont.)				
	.790	412500	VR1	R	.938	1.375	530661	CT1	R
		SHAFT RANGE 47.840 - 50.000					BORE DIA. IS SHOULDER WIDTH		
	2.000	412503	VR4	R	1.063	1.500	524232	CT1	R
		SHAFT RANGE 48.520 - 49.320					BORE DIA. IS SHOULDER WIDTH		
	.813	1.250	522828	CT1	53.500	1.250	5150570	HDS1	R
		BORE DIA. IS SHOULDER WIDTH			53.500	1.500	5150590	HDS1	R
50.625	.813	4900340	HDS1	R	52.000 SHAFT				
50.750	1.000	4900420	HDS1	R	1.063	1.500	528927	CT1	R
50.750	1.000	4900422	HDS2	R			BORE DIA. IS SHOULDER WIDTH		
50.750	1.000	4900425	HDS1	R	53.000	.500	5200017	HS7	R
		W/8 EA .125 LUGS			54.000	.813	5200558	HS8	R
51.000	1.000	4900580	HDS1	R	52.500 SHAFT				
49.250 SHAFT					55.000	.875	5250760	HDS1	R
51.125	.813	526618	HS7	R	55.000	.875	5250777	HDS1	V
49.500 SHAFT					53.000 SHAFT				
52.240	1.000	4950803	HDS2	R		.790	413500	VR1	R
52.240	1.000	4950805	HDS2	D			SHAFT RANGE 51.970 - 53.940		
52.250	1.000	4950830	HDS1	R	.813	1.250	528526	CT1	R
52.250	1.000	4950833	HDS2	R			BORE DIA. IS SHOULDER WIDTH		
52.250	1.000	4950835	HDS2	D	.813	1.000	594396	CT3	R
49.750 SHAFT							BORE DIA. IS SHOULDER WIDTH		
52.500	1.000	4975830	HDS1	R	54.875	.813	5300486	HS6	R
52.500	1.000	4975833	HDS2	R	54.875	.813	5300488	HS8	R
52.500	1.000	4975834	HDS2	V	54.875	.813	595881	HS4	R
52.500	1.000	4975835	HDS2	D	54.875	.813	5300440	HDS1	R
50.000 SHAFT					54.875	.813	5300441	HDS1	R
51.750	1.000	5000420	HDS1	R			W/6 EA .063 LUGS		
52.000	.813	5000558	HS8	R	53.150 SHAFT				
52.000	.875	5000560	HDS1	R	.196	413503	VR4	R	
52.000	.875	5000562	HDS2	R			SHAFT RANGE 52.756-53.740		
52.000	.875	5000564	HDS2	R	53.250 SHAFT				
		W/6 EA .250 LUGS			54.250	.500	5325017	HS7	R
50.125 SHAFT					53.625 SHAFT				
52.125	.845	5012578	HS8	R	54.625	.500	5363017	HS7	R
50.625 SHAFT					54.000 SHAFT				
.813	1.250	525953	CT1	R	56.000	.813	5400557	HS7	R
		BORE DIA. IS SHOULDER WIDTH W/BUTT JOINT			56.000	1.000	5400582	HDS2	R
51.000 SHAFT					54.250 SHAFT				
	.790	413000	VR1	R	56.250	1.000	5425580	HDS1	R
		SHAFT RANGE 50.000 - 51.970			56.250	1.000	5425583	HDS2	R
53.000	.812	5100558	HS8	R	54.750 SHAFT				
53.000	.813	592880	HDS1	R	56.375	.875	5475340	HDS1	R
51.181 SHAFT					56.375	.875	5475345	HDS2	D
.196	413003	VR4	R				W/6 EA .125 LUGS		
		SHAFT RANGE 50.984-51.772			55.000 SHAFT				
51.248 SHAFT					.790	414000	VR1	R	
53.289	.875	HDL-6747-R	HDL	R			SHAFT RANGE 53.940 - 55.910		
51.250 SHAFT					.813	1.250	526807	CT1	R
.938	1.375	529130	CT1	R			BORE DIA. IS SHOULDER WIDTH		
		BORE DIA. IS SHOULDER WIDTH			56.000	.500	5500017	HS7	R
53.250	.875	5125562	HDS2	V	55.118 SHAFT				
51.500 SHAFT					.196	414003	VR4	R	
.813	1.250	524372	CT1	R			SHAFT RANGE 54.724-55.709		
		BORE DIA. IS SHOULDER WIDTH							

★Contact manufacturer for availability
Bold numbers are preferred designs

† Includes Bore-Tite on O.D.
 ▲ WasteWatcher numbers

Complete size listing — Inches

Bore dia.	Width of seal	Stock no.	Type and style	Lip code	Bore dia.	Width of seal	Stock no.	Type and style	Lip code
55.150 SHAFT					60.875 SHAFT				
56.250	.500	5515028	HS8	R	.790		415500	VR1	R
					SHAFT RANGE 59.840 - 61.810				
55.500 SHAFT					61.000 SHAFT				
57.500	.750	5550540	HDS1	R	63.000	1.000	6100580	HDS1	R
57.500	.750	5550542	HDS2	R	64.000	1.500	6100992	HDSE2	RL
56.000 SHAFT					61.024 SHAFT				
58.000	.813	5600550	HDS1	R	.196		415503	VR4	R
56.875 SHAFT					SHAFT RANGE 60.630-61.811				
.790		414500	VR1	R	61.250 SHAFT				
SHAFT RANGE 55.910 - 57.870					62.250	.500	6125017	HS7	R
57.000 SHAFT					63.250	1.000	6125582	HDS1	R
.813	1.250	528525	CT1	R	63.438	.953	527120	HS9	R
BORE DIA. IS SHOULDER WIDTH					62.500 SHAFT				
57.087 SHAFT					64.000	.719	6250271	HS7	R
.196		414503	VR4	R	64.000	.720	6250752	HDS2	R
SHAFT RANGE 56.693-57.677					64.000	.875	6250270	HDS1	R
57.375 SHAFT					64.000	.875	6250281	HDS1	V
60.375	1.500	5738900	HDS1	R	64.000	.625	6250222	HDS2	R
57.500 SHAFT					64.500	.875	6250560	HDS1	R
59.500	.813	5750558	HS8	R	62.598 SHAFT				
57.515 SHAFT					64.598	.813	6259557	HS7	R
59.515	.813	5751558	HS8	R	62.750 SHAFT				
57.875 SHAFT					.790		416000	VR1	R
.790		415000	VR1	R	SHAFT RANGE 61.810 - 63.780				
SHAFT RANGE 57.870 - 59.840					62.992 SHAFT				
58.875	.500	5788017	HS7	R	.196		416003	VR4	R
60.000	.938	5788620	HDS1	R	SHAFT RANGE 62.992-64.567				
58.000 SHAFT					63.000 SHAFT				
60.000	.813	5800558	HS8	R	65.000	.813	6300558	HS8	R
58.500 SHAFT					63.250 SHAFT				
60.500	.813	5850518	HS8	R	65.434	.953	527121	HS9	R
59.000 SHAFT					63.327 SHAFT				
1.188	1.625	594163	CT4	R	65.748	.787	HDL-8557-R	HDL	R
BORE DIA. IS SHOULDER WIDTH W/BUTT JOINT					63.375 SHAFT				
60.500	.875	5900270	HDS1	R	65.375	.813	6337558	HS8	R
60.875	.813	5900474	HDS1	R	63.500 SHAFT				
60.875	.813	5900475	HDS1	R	.813	1.250	526808	CT1	R
W/6 EA .125 LUGS					BORE DIA. IS SHOULDER WIDTH				
61.000	.875	HDL-5482-R	HDL	R	64.000 SHAFT				
61.000	.875	5900560	HDS1	R	66.000	.813	6400558	HS8	R
59.055 SHAFT					64.750 SHAFT				
.196		415003	VR4	R	.790		416500	VR1	R
SHAFT RANGE 58.661-59.646					SHAFT RANGE 63.780 - 65.750				
59.750 SHAFT					64.961 SHAFT				
60.750	.500	5975017	HS7	R	.196		416503	VR4	R
60.000 SHAFT					SHAFT RANGE 64.567-66.142				
63.000	1.000	6000890	HDS1	R	65.605 SHAFT				
60.250 SHAFT					67.605	.813	6560557	HS7	R
62.313	.750	531572	HS8	R					
62.500	.715	6025658	HS8	R					

Complete size listing — Inches

Bore dia.	Width of seal	Stock no.	Type and style	Lip code	Bore dia.	Width of seal	Stock no.	Type and style	Lip code
66.750 SHAFT					74.803 SHAFT				
	.790	417000	VR1	R		.196	419003	VR4	R
		SHAFT RANGE 65.750 - 67.720					SHAFT RANGE 73.031-75.000		
66.929 SHAFT					75.750 SHAFT				
	.196	417003	VR4	R		.813	525092	CT1	R
		SHAFT RANGE 66.142-67.717				1.250	BORE DIA. IS SHOULDER WIDTH		
67.000 SHAFT					76.000 SHAFT				
	.813	6700557	HS8	R		.813	594316	HS8	R
67.750 SHAFT					76.500 SHAFT				
	.813	528975	CT1	R		.790	419500	VR1	R
	1.250	BORE DIA. IS SHOULDER WIDTH					SHAFT RANGE 75.590 - 77.560		
68.000 SHAFT					76.772 SHAFT				
	.812	6800557	HS7	R		.196	419503	VR4	R
68.750 SHAFT					77.500 SHAFT				
	.790	417500	VR1	R		.813	529517	CT1	R
		SHAFT RANGE 67.720 - 69.690				1.250	BORE DIA. IS SHOULDER WIDTH		
68.898 SHAFT					78.500 SHAFT				
	.196	417503	VR4	R		.790	419990	VR1	R
		SHAFT RANGE 67.717-69.488					SHAFT RANGE 77.560 - 79.530		
69.000 SHAFT					78.740 SHAFT				
	.813	6900558	HS8	R		.196	419993	VR4	R
70.000 SHAFT					80.000 SHAFT				
	.813	526809	CT1	R		.813	8000558	HS8	R
	1.250	BORE DIA. IS SHOULDER WIDTH			80.500 SHAFT				
	.813	7000558	HS8	R		.813	8050558	HS8	R
70.625 SHAFT					80.709 SHAFT				
	.790	418000	VR1	R		.196	420503	VR4	R
		SHAFT RANGE 69.690 - 71.650			81.000 SHAFT				
70.866 SHAFT					83.000 SHAFT				
	.196	418003	VR4	R		.813	8100558	HS8	R
		SHAFT RANGE 69.488-71.260			87.750 SHAFT				
71.000 SHAFT					88.750 SHAFT				
	.813	524373	CT1	R		.813	8775558	HS8	R
	1.250	BORE DIA. IS SHOULDER WIDTH			94.750 SHAFT				
72.500 SHAFT					97.000 SHAFT				
	.813	7250558	HS8	R		.813	9700558	HS8	R
72.625 SHAFT					98.625 SHAFT				
	.790	418500	VR1	R		.813	9862568	HS8	R
		SHAFT RANGE 71.650 - 73.620			103.000 SHAFT				
72.750 SHAFT					106.000 SHAFT				
	.719	7275135	HS5	R		.500	594926	HS8	R
72.835 SHAFT					125.000 SHAFT				
	.196	418503	VR4	R		.625	595208	HS8	R
		SHAFT RANGE 71.260-73.031			100.625 SHAFT				
73.000 SHAFT					103.000 SHAFT				
	1.063	531456	CT1	R		.813	594083	CT1	R
	1.500	BORE DIA. IS SHOULDER WIDTH			106.000 SHAFT				
74.625 SHAFT					107.000 SHAFT				
	.790	419000	VR1	R		.500	594926	HS8	R
		SHAFT RANGE 73.620 - 75.590			125.000 SHAFT				
74.625 SHAFT					126.250 SHAFT				
	.790	419000	VR1	R		.625	595208	HS8	R
		SHAFT RANGE 73.620 - 75.590			126.250 SHAFT				

★Contact manufacturer for availability
Bold numbers are preferred designs

† Includes Bore-Tite on O.D.
 ▲ WasteWatcher numbers

Complete size listing — Inches

Bore dia.	Width of seal	Stock no.	Type and style	Lip code	Bore dia.	Width of seal	Stock no.	Type and style	Lip code
163.078	SHAFT								
.813	1.250	594082	CT1	R					
BORE DIA. IS SHOULDER WIDTH W/BUTT JOINT									
171.900	SHAFT								
173.876	.812	595214	HS8	R					

NOTES

Metric seals

We've made metric seals easy to find.

The worldwide *language of metrics* now used in SKF price sheets and catalogs has been slightly modified for easier use.

We've made metric seals easy to order.

With the *language of metrics* in the SKF mainframe, you may now order metric seals by the metric designation, for example **"7X20X7"** or by the traditional stock number, for example **2770**.

If you want double lip, just tell us by adding "DL" to the number like this, **"7X20X7DL"**, and you get **2772**.

It couldn't be easier.

We've made metric seals easy to get.

Hundreds of new sizes have been added to the SKF catalog and to our finished goods warehouse for off-the-shelf availability.

**Complete size
listings**

Metric Section

See next page

Complete size listing — Metric

Metric size shaft x bore x width	Type and style	Lip code	Stock no.	Metric size shaft x bore x width	Type and style	Lip code	Stock no.
3 x x 2.5	VR1	R	400030	8 x x 3	VR1	R	400080
	SHAFT RANGE 2.70MM - 3.50MM				SHAFT RANGE 8.00MM - 9.50MM		
3 x x 2.5	VR1	V	400034	8 x x 3	VR1	V	400084
	SHAFT RANGE 2.70MM - 3.50MM				SHAFT RANGE 8.00MM - 9.50MM		
4 x x 3	VR1	R	400040	8 x x 4.5	VR2	R	400081
	SHAFT RANGE 3.50MM - 4.50MM				SHAFT RANGE 8.00MM - 9.50MM		
4 x x 3	VR1	V	400044	8 x x 4.5	VR2	V	400085
	SHAFT RANGE 3.50MM - 4.50MM				SHAFT RANGE 8.00MM - 9.50MM		
4 x 12 x 6	HMS46	R	1574	8 x 12 x 3	HM4	R	3030
5 x x 3	VR1	R	400050	8 x 14 x 4	HMS1	R	3036
	SHAFT RANGE 4.50MM - 5.50MM			8 x 16 x 7	HMS4	R	▲ 3145
5 x x 3	VR1	V	400054	8 x 18 x 5	HMS4	R	3078
	SHAFT RANGE 4.50MM - 5.50MM			8 x 18 x 7	HMSA7	R	3177
5 x x 4.5	VR2	R	400051	8 x 18 x 5	HMSA7	R	▲ 3077
	SHAFT RANGE 4.50MM - 5.50MM						
5 x x 4.5	VR2	V	400055	8 x 20 x 8	HMS46	R	3158
	SHAFT RANGE 4.50MM - 5.50MM			8 x 22 x 7	HMSA7	R	3149
5 x 15 x 6	HMS47	R	1972	8 x 22 x 7	HMS4	R	▲ 3150
5 x 16 x 6	HMS4	R	▲ 1960	8 x 22 x 8	HMS45	R	3161
5 x 19 x 5	HMS46	R	1975	8 x 22 x 7	HMS4	V	3088
5 x 22 x 8	HMS46	R	1976	8 x 22 x 7	HMSA7	V	3092
6 x x 3	VR1	R	400060		W/STAINLESS STEEL SPRING		
	SHAFT RANGE 5.50MM - 6.50MM			8 x 24 x 7	HMS4	R	3155
6 x x 3	VR1	V	400064	9 x 13 x 3	HM4	R	3526
	SHAFT RANGE 5.50MM - 6.50MM			9 x 17 x 4.5	CRS11	R	3541
6 x x 4.5	VR2	R	400061	9 x 18 x 7	HMSA7	R	3543
	SHAFT RANGE 5.50MM - 6.50MM						
6 x x 4.5	VR2	V	400065	9 x 19 x 5	CRS13	R	3544
	SHAFT RANGE 5.50MM - 6.50MM			9 x 22 x 7	HMS4	R	▲ 3540
6 x 12 x 2	HM3	R	2340	9 x 22 x 7	HMS4	V	3542
6 x 16 x 7	HMS4	R	2360	9 x 22 x 7	HMSA7	V	3545
6 x 16 x 6	HMS43	V	2362		W/STAINLESS STEEL SPRING		
6 x 16 x 5	HMS4	R	▲ 2355	9 x 24 x 7	HMS4	R	3550
6 x 16 x 7	HMS4	V	2357	9 x 26 x 7	HMS4	R	3560
6 x 16 x 7	HMSA7	V	2359	10 x x 4.5	VR1	R	400100
	W/STAINLESS STEEL SPRING				SHAFT RANGE 9.50MM - 11.50MM		
6 x 19 x 6	HMS47	R	2365	10 x x 4.5	VR1	V	400104
6 x 22 x 7	HMS4	R	2380		SHAFT RANGE 9.50MM - 11.50MM		
7 x x 3	VR1	R	400070	10 x x 6.7	VR2	R	400101
	SHAFT RANGE 6.50MM - 8.00MM				SHAFT RANGE 9.50MM - 11.50MM		
7 x x 3	VR1	V	400074	10 x x 6.7	VR2	V	400105
	SHAFT RANGE 6.50MM - 8.00MM				SHAFT RANGE 9.50MM - 11.50MM		
7 x x 4.5	VR2	R	400071	10 x 14 x 3	HM4	R	3930
	SHAFT RANGE 6.50MM - 8.00MM			10 x 16 x 4	HM102	R	3941
7 x x 4.5	VR2	V	400075	10 x 18 x 6	HMS4	R	3970
	SHAFT RANGE 6.50MM - 8.00MM			10 x 19 x 7	HMSA7	R	3938
7 x 16 x 7	HMS4	R	▲ 2760	10 x 19 x 7	HMS4	R	▲ 3940
7 x 16 x 7	HMSA7	R	2759	10 x 20 x 6	HMSA7	R	3936
7 x 16 x 7	HMSA7	V	2765	10 x 20 x 6	HMS4	R	3937
	W/STAINLESS STEEL SPRING			10 x 20 x 7	HMS4	R	3983
7 x 20 x 7	HMS4	R	▲ 2770	10 x 20 x 7	HMSA7	R	3939
7 x 20 x 7	HMSA7	R	2772	10 x 22 x 7	HMS4	R	▲ 3945
7 x 22 x 7	HMS4	R	2780	10 x 22 x 7	HMSA7	R	3953
				10 x 22 x 7	HMS4	V	3942
				10 x 22 x 7	HMSA7	V	3947
				10 x 24	MVR1	R	MVR1-10
				10 x 24 x 7	HMS4	R	▲ 3950

Bold numbers are preferred designs
▲ WasteWatcher numbers

† Includes Bore-Tite on O.D.

Complete size listing — Metric

Metric size shaft x bore x width	Type and style	Lip code	Stock no.	Metric size shaft x bore x width	Type and style	Lip code	Stock no.
10 x 25 x 7	HMSA7	R	3952	12 x 28 x 7	HMS4	R	▲ 4752
10 x 26 x 7	HMSA7	R	3976	12 x 28 x 7	HMS4	V	4755
10 x 26 x 7	HMS4	R	▲ 3960	12 x 28 x 7	HMSA7	V	4757
10 x 28 x 7	HMS47	R	3967		W/STAINLESS STEEL SPRING		
10 x 28 x 8	HMS4	R	3973	12 x 30 x 10	HMS46	R	4759
				12 x 30 x 7	HMS4	R	4763
10 x 30 x 10	HMS4	R	3972	12 x 30 x 7	HMS4	V	4765
10 x 30 x 7	HMS4	R	3975	12 x 30 x 7	HMSA7	V	4767
10 x 40 x 7	HMS4	R	3986		W/STAINLESS STEEL SPRING		
10 x 40 x 7	HMSA7	R	3992	12 x 30 x 7	HMSA7	R	4768
11 x 17 x 4	HMS4	R	4327	12 x 32 x 7	HMSA7	R	4754
				12 x 32 x 5	CRS11	R	4753
11 x 22 x 7	HMS4	R	4335	12 x 32 x 7	† CRW1	R	4770
11 x 22 x 6	HMSA7	V	4338	12 x 32 x 7	† CRW1	V	4771
11 x 26 x 7	HMS4	R	4345	12 x 32 x 7	HMS4	R	▲ 4772
11 x 30 x 7	HMS4	R	▲ 4348	12 x 32 x 10	HMS46	R	4756
12 x x 4.5	VR1	R	400120	12 x 35 x 7	† CRW1	R	4790
	SHAFT RANGE 11.50MM - 12.50MM						
12 x x 4.5	VR1	V	400124	12 x 35 x 10	HMS47	R	4761
	SHAFT RANGE 11.50MM - 12.50MM			12.7 x 19.05	KIT	R	480050
12 x x 6.7	VR2	R	400121		SPEEDI-SLEEVE & SEAL KIT		
	SHAFT RANGE 11.50MM - 13.50MM			13 x x 4.5	VR1	R	400130
12 x x 6.7	VR2	V	400125		SHAFT RANGE 12.50MM - 13.50MM		
	SHAFT RANGE 11.50MM - 13.50MM			13 x x 4.5	VR1	V	400134
12 x x 6	SSLEEVE		99049		SHAFT RANGE 12.50MM - 13.50MM		
	SHAFT RANGE 11.91MM - 12.07MM			13 x 20 x 4	CRS11	R	5120
12 x 16 x 3	HM4	R	4695	13 x 22 x 5	CRS11	R	5119
12 x 18 x 3	HM4	R	4688	13 x 25 x 5	HMS46	R	5123
12 x 18 x 3	HMS4	R	4692	13 x 26 x 7	HMS4	R	▲ 5221
12 x 18 x 3	HMSA7	R	4694	13 x 28 x 7	CRS1	R	5250
12 x 18 x 4.5	CRSA11	R	4723	13 x 28 x 7	HMS4	R	▲ 5254
12 x 19 x 3	HM4	R	4690	13 x 30 x 7	HMSA7	R	5285
12 x 19 x 5	HMS4	R	▲ 4702	13 x 30 x 8	HMS4	R	5142
12 x 20 x 5	CRSA1	R	4725	14 x x 4.5	VR1	R	400140
12 x 20 x 5	HMS4	R	▲ 4701		SHAFT RANGE 13.50MM - 15.50MM		
12 x 22 x 7	† CRW1	V	4709	14 x x 4.5	VR1	V	400144
12 x 22 x 7	† CRW1	R	4710		SHAFT RANGE 13.50MM - 15.50MM		
12 x 22 x 8	CRSH11	R	4731	14 x x 6.7	VR2	R	400141
12 x 22 x 6	HMSA7P2	R	4729		SHAFT RANGE 13.50MM - 15.50MM		
12 x 22 x 7	HMSA7	R	4707	14 x x 6.7	VR2	V	400145
12 x 22 x 7	HMS4	R	▲ 4711		SHAFT RANGE 13.50MM - 15.50MM		
12 x 22 x 7	HMSA7	V	4717	14 x x 6.35	SSLEEVE		99055
					SHAFT RANGE 13.89MM - 14.00MM		
12 x 22 x 4	HM4	R	4719	14 x 20 x 3	HM4	R	5402
12 x 24 x 7	HMSA7	R	4773	14 x 22 x 3	HM4	R	5405
12 x 24 x 7	HMS4	R	▲ 4715	14 x 22 x 4	HMSA7	R	5538
12 x 24 x 6	HMSA7P2	R	4738	14 x 22 x 4	HMS4	R	5535
12 x 25 x 7	† CRW1	R	4720	14 x 24 x 7	HMSA7	R	5421
12 x 25 x 5	HMSA7	R	4777	14 x 24 x 6	HMSA7	R	5410
12 x 25 x 8	HMS45	R	4741	14 x 24 x 7	HMS4	R	▲ 5412
12 x 25 x 4.5	HMS4	R	▲ 4718	14 x 25 x 5	HMS4	R	▲ 5414
12 x 25 x 7	HMS4	R	4721	14 x 25 x 7	HMSA7	P	5413
12 x 26	MVR1	R	MVR1-12	14 x 26 x 7	† CRW1	V	5398
12 x 26 x 7	† CRW1	R	▲ 4730	14 x 26 x 7	HMS46	R	5521
12 x 26 x 8	HMS4	R	4743	14 x 27 x 7.1	SC	R	527345
12 x 28 x 7	HMSA7	R	4776	14 x 28 x 7	† CRW1	R	5440
12 x 28 x 7	† CRW1	R	4750				
12 x 28 x 7	† CRW1	P	4751				

Complete size listing — Metric

Metric size shaft x bore x width	Type and style	Lip code	Stock no.	Metric size shaft x bore x width	Type and style	Lip code	Stock no.
14 x 28 x 7	HMS4	R	▲ 5441	15 x 35 x 7	HMS4	R	▲ 5842
14 x 28 x 6	HMS4	R	5439	15 x 35 x 7	HMSA7	R	5845
14 x 30 x 7	HMSA7	R	5449	15 x 35 x 10	HMS4	R	5951
14 x 30 x 10	CRSH13	R	5529	15 x 35 x 7	HMSA7	V	5847
14 x 30 x 10	HMS45	R	5528	15 x 35 x 7	HMS4	V	5848
					W/STAINLESS STEEL SPRING		
14 x 30 x 7	HMS4	R	▲ 5452	15 x 40 x 10	HMS4	R	▲ 5883
14 x 30 x 7	HMS4	V	5454	15 x 42 x 10	HMS47	R	5964
14 x 30 x 7	HMSA7	V	5456	16 x x 4.5	VR1	R	400160
	W/STAINLESS STEEL SPRING				SHAFT RANGE 15.50MM - 17.00MM		
14 x 32 x 10	HMS46	R	5532	16 x x 4.5	VR1	V	400164
14 x 35 x 7	† CRW1	R	5480		SHAFT RANGE 15.50MM - 17.00MM		
14 x 35 x 7	HMS4	R	▲ 5481	16 x x 6.7	VR2	R	400161
14 x 35 x 10	HMS46	R	5533		SHAFT RANGE 15.50MM - 17.50MM		
15 x x 5.004	SSLEEVE		99059	16 x x 6.7	VR2	V	400165
	SHAFT RANGE 14.96MM - 15.06MM				SHAFT RANGE 15.50MM - 17.50MM		
15 x 21 x 3	HM4	R	5782	16 x x 7.95	SSLEEVE		99058
15 x 23 x 3	HM4	R	5786		SHAFT RANGE 15.89MM - 16.00MM		
15 x 24 x 5	HMSA7	R	5791	16 x 22 x 3	HM4	R	6398
15 x 24 x 7	HMS4	R	5912	16 x 22 x 4	HM4	R	6400
15 x 24 x 5	HMS4	R	▲ 5790	16 x 24 x 4	HM102	R	6302
15 x 24 x 7	HMSA7	R	5802	16 x 24 x 5	HMS4	R	▲ 6403
15 x 25 x 5	HMSA7	R	5809	16 x 24 x 7	HMS4	R	6405
15 x 25 x 5	HMS4	V	5801	16 x 24 x 5	HMSA7	R	6287
15 x 25 x 7	† CRW1	P	5803	16 x 26 x 7	HMS1	R	▲ 6408
15 x 25 x 5	HMS4	R	▲ 5808	16 x 27 x 6	HMS4	P	6404
15 x 25 x 5	HMA10	R	5804	16 x 28 x 7	† CRW1	R	6410
15 x 26 x 6	HMSA7	R	5817	16 x 28 x 7	HMS4	R	▲ 6411
15 x 26 x 6	HMS4	R	5816	16 x 28 x 7	HMSA7	R	6412
15 x 26 x 7	HMS4	R	▲ 5806	16 x 28 x 6	HMS4	R	6406
15 x 26 x 7	HMSA7	R	5807	16 x 28 x 7	HMSA7	V	6407
15 x 26 x 4.5	HM102	R	5919		W/STAINLESS STEEL SPRING		
15 x 28 x 7	HMS4	R	5922	16 x 28 x 7	HMS4	V	6409
15 x 28 x 7	† CRW1	R	▲ 5810	16 x 30 x 7	HMSA7	R	6428
15 x 28 x 7	HMS4	R	5890	16 x 30 x 7	† CRW1	R	6420
15 x 30	MVR1	R	MVR1-15	16 x 30 x 7	HMS4	V	6425
15 x 30 x 7	HMSA7	R	5940	16 x 30 x 10	HMS47	R	6345
15 x 30 x 10	HMSA7	R	5902	16 x 30 x 7	HMS4	R	▲ 6426
15 x 30 x 7	HMS4	R	▲ 5821	16 x 32	MVR1	R	MVR1-16
15 x 30 x 10	HMS4	R	5923	16 x 32 x 7	† CRW1	R	6430
15 x 30 x 4.5	HMS47	R	5924	16 x 32 x 7	HMS4	R	6435
15 x 32	MVR2	R	MVR2-15	16 x 32 x 7	HMSA7	R	6437
15 x 32 x 7	† CRW1	R	5830	16 x 35 x 7	HMSA7	R	6444
15 x 32 x 7	HMS4	R	▲ 5831	16 x 35 x 7	† CRW1	R	6440
15 x 32 x 7	† CRW1	V	5832	16 x 35 x 7	HMS4	R	▲ 6442
15 x 32 x 8	HMSA7	R	5836	16 x 35 x 10	HMS46	R	6340
15 x 32 x 7	HMS4	V	5835	16 x 38 x 7	HMSA7	R	6473
15 x 32 x 7	HMSA7	R	5837	16 x 40 x 7	† CRW1	R	▲ 6480
15 x 32 x 7	HMSA7	V	5839	16 x 40 x 7	† CRWA1	R	6481
	W/STAINLESS STEEL SPRING			16 x 40 x 10	HMS47	R	6342
15 x 32 x 10	HMS47	R	5942	17 x x 7.95	SSLEEVE		99068
15 x 32 x 9	HMS4	R	5969		SHAFT RANGE 16.94MM - 17.04MM		
15 x 35 x 7	† CRW1	R	5840	17 x 23 x 3	HM4	R	6603
15 x 35 x 7	† CRW1	P	5841				

Bold numbers are preferred designs
▲ WasteWatcher numbers

† Includes Bore-Tite on O.D.

Complete size listing — Metric

Metric size shaft x bore x width	Type and style	Lip code	Stock no.	Metric size shaft x bore x width	Type and style	Lip code	Stock no.
17 x 25 x 4	HMS4	R	6592	18 x 28 x 6	HMS4	R	7013
17 x 25 x 4	HMSA7	R	6594	18 x 28 x 7	HMS4	R	▲ 7018
17 x 26 x 6	HMS46	R	6690	18 x 28 x 7	HMS4	V	7020
17 x 27 x 7	HMSA7	R	6608	18 x 28 x 7	HMSA7	R	7019
17 x 27.03 x 6.35	† CRW1	R	6609	18 x 30 x 7	† CRW1	R	7000
17 x 28 x 7	HMSA7	R	6695	18 x 30 x 7	† CRW1	V	7001
17 x 28 x 7	† CRW1	R	6610	18 x 30 x 7	HMS4	R	▲ 7004
	W/STAINLESS STEEL SPRING			18 x 30 x 6	HMSA7P2	R	7091
17 x 28 x 7	† CRW1	V	6611	18 x 30 x 7	HMSA7	R	7012
17 x 28 x 7	HMS4	R	▲ 6614	18 x 32 x 7	† CRW1	R	7005
17 x 28 x 7	HMS4	V	6612				
17 x 28 x 6	HMSA7	R	6689	18 x 32 x 7	† CRW1	V	7006
17 x 29 x 5	HMS4	R	6615	18 x 32 x 7	HMS4	R	▲ 7009
17 x 30 x 7	† CRW1	R	6620	18 x 32 x 7	HMSA7	R	7007
17 x 30 x 7	HMS4	R	▲ 6624	18 x 32 x 8	HMS4	R	7023
17 x 30 x 7	HMSA7	R	6622	18 x 35 x 7	† CRW1	R	7015
17 x 30 x 7	HMSA7	V	6625	18 x 35 x 7	HMS4	R	▲ 7016
	W/STAINLESS STEEL SPRING			18 x 35 x 7	HMS4	V	7028
17 x 30 x 7	HMS4	V	6626	18 x 35 x 6	HMSA7P2	R	7100
17 x 30 x 6	HMS4	R	6627	18 x 35 x 10	HMS45	R	7109
17 x 30 x 8	HMS4	R	6629	18 x 35 x 7	HMSA7	R	7024
17 x 32 x 7	HMSA7	R	6634				
17 x 32 x 7	† CRW1	R	6630	18 x 35 x 8	HMSA7	R	7032
17 x 32 x 7	HMS4	R	▲ 6633	18 x 37 x 8	HMSA7	R	7061
17 x 32 x 10	HMS46	R	6699	18 x 38 x 7	HMSA7	R	7071
17 x 32 x 8	HMSA7	R	6686	18 x 40 x 7	† CRW1	R	7080
17 x 34	MVR2	R	MVR2-17	18 x 40 x 7	HMS4	V	7081
17 x 34 x 4	CRS11	R	6706	18 x 40 x 7	HMS4	R	▲ 7082
17 x 35 x 7	† CRW1	R	6640	18 x 40 x 10	HMS46	R	7114
17 x 35 x 7	† CRW1	V	6642	19 x x 7.95	SSLEEVE		99076
17 x 35 x 7	HMS4	R	▲ 6644		SHAFT RANGE 19.00MM - 19.10MM		
17 x 35 x 7	HMS4	V	6646	19 x x 7.95	GSLEEVE		99811
					SHAFT RANGE 18.99MM - 19.10MM		
17 x 35 x 10	HMS46	R	6714	19 x 27 x 4	HM4	R	7200
17 x 35 x 7	HMSA7	R	6647				
17 x 35 x 8	HMS4	R	6643	19 x 27 x 6	HMS4	R	▲ 7202
17 x 37 x 7	HMSA7	R	▲ 6653	19 x 30 x 7	HMS4	R	7239
17 x 40 x 7	HMSA7	R	6663	19 x 30 x 8	HMS4	R	7205
17 x 40 x 7	† CRW1	R	6660	19 x 32 x 6.35	† CRW1	R	7210
17 x 40 x 7	HMS4	R	▲ 6661	19 x 32 x 7	HMS4	R	▲ 7800
17 x 40 x 10	HMS4	R	6662				
17 x 40 x 8	HMS4	R	6659	19 x 32 x 8	HMSA7	R	7803
17 x 47 x 7	† CRW1	R	▲ 6680	19 x 35 x 7	† CRW1	R	7220
				19 x 35 x 9	HMSA75	R	7492
17 x 47 x 8	HMSA7	R	6685	19 x 35 x 10	HMS4	R	▲ 7223
17 x 47 x 10	HMS4	R	6681	19 x 35 x 10	HMSA7	R	7225
18 x x 4.5	VR1	R	400180	19 x 35 x 8	HMS4	R	7222
	SHAFT RANGE 17.50MM - 19.00MM			19 x 40 x 10	HMS4	R	7495
18 x x 4.5	VR1	V	400184	19 x 40 x 10	HMS46	R	7497
	SHAFT RANGE 17.50MM - 19.00MM			19.05 x 25.37	KIT	R	480074
18 x x 6.7	VR2	R	400181		SPEEDI-SLEEVE & SEAL KIT		
	SHAFT RANGE 19.50MM - 19.00MM			20 x x 6	VR1	R	400200
					SHAFT RANGE 19.00MM - 21.00MM		
18 x x 6.7	VR2	V	400185				
	SHAFT RANGE 19.50MM - 19.00MM						
18 x x 8.001	SSLEEVE		99082				
	SHAFT RANGE 17.87MM - 18.00MM						
18 x 24 x 3	HM4	R	6995				
18 x 26 x 4	HMA1	R	7003				
18 x 28 x 8	HMS4	R	7002				

Complete size listing — Metric

Metric size shaft x bore x width	Type and style	Lip code	Stock no.	Metric size shaft x bore x width	Type and style	Lip code	Stock no.
20 x x 6	VR1	V	400204	20 x 40 x 7	HMS4	V	7944
	SHAFT RANGE 19.00MM - 21.00MM			20 x 40 x 7	HMSA7	V	7945
20 x x 9	VR2	R	400201		W/STAINLESS STEEL SPRING		
	SHAFT RANGE 19.00MM - 21.00MM			20 x 40 x 7	HMSA7	R	7956
20 x x 9	VR2	V	400205	20 x 40 x 7	HMS4	R	▲7942
	SHAFT RANGE 19.00MM - 21.00MM			20 x 40 x 10	HMS4	R	7943
20 x x 8	SSLEEVE		99078	20 x 40 x 8	HMSA7	R	8003
	SHAFT RANGE 19.94MM - 20.04MM			20 x 42 x 10	HMS4	R	8006
20 x 26 x 4	HMS4	R	7810	20 x 42 x 7	† CRW1	R	7950
20 x 26 x 4	HMSA7	R	7813	20 x 42 x 7	CRS1	V	7953
20 x 26 x 4	HM4	R	7854	20 x 42 x 10	HMSA7	R	7986
20 x 28 x 4	HM4	R	7855	20 x 42 x 7	HMS4	R	▲7952
20 x 28 x 6	HMS4	R	▲7902	20 x 42 x 7	HMSA7	R	7954
20 x 30 x 5	HMSA7	R	7867	20 x 42 x 8	HMSA7	R	8005
20 x 30 x 5	HMS4	R	▲7900	20 x 45 x 12	HMS4	R	8011
20 x 30 x 5	CRS1	R	7906	20 x 47 x 8	HMSA7	R	8031
20 x 30 x 7	† CRW1	R	7905	20 x 47 x 7	† CRW1	R	7965
20 x 30 x 7	CRS1	V	7909	20 x 47 x 7	HMS4	R	▲7966
	W/STAINLESS STEEL SPRING			20 x 47 x 7	HMS4	V	7967
20 x 30 x 7	HMSA7	R	7912	20 x 47 x 7	HMSA7	V	7968
20 x 30 x 7	HMS4	R	7914		W/STAINLESS STEEL SPRING		
20 x 30 x 5	HMS4	V	7904	20 x 47 x 10	HMS4	R	7993
20 x 31 x 7	† CRW1	R	7907	20 x 47 x 7	HMSA7	R	7987
20 x 32 x 7	HMSA7	R	7892	20 x 52 x 7	HMSA7	R	8032
20 x 32 x 7	† CRW1	R	7910	20 x 52 x 10	HMSA7	R	8037
20 x 32 x 7	CRS1	V	7911	20 x 52 x 7	† CRW1	R	7980
20 x 32 x 7	HMS4	V	7913	20 x 52 x 7	† CRW1	P	7981
20 x 32 x 7	HMS4	R	▲7918	20 x 52 x 7	HMS4	R	▲7983
20 x 32 x 6	HMS4	R	7869	20 x 52 x 10	HMS4	R	7982
20 x 32 x 8	HMS4	R	7868	20 x 52 x 8	HMSA7	R	8028
20 x 33 x 10	HMS47	R	7896	21 x 30 x 6.5	CRS11	R	8271
20 x 34 x 7	HMSA7	P	7745	21 x 32 x 7	HMS47	R	8273
20 x 35	MVR1	R	MVR1-20	21 x 35 x 7	† CRW1	R	▲8305
20 x 35 x 10	HMSA7	R	7936	21 x 35 x 7	† CRW1	V	8306
20 x 35 x 7	† CRW1	R	7915	21 x 35 x 8	HMS46	R	8274
20 x 35 x 7	† CRW1	V	7916	21 x 40 x 8	† CRW1	R	8380
20 x 35 x 7	HMSA7	R	7923	21 x 40 x 10	HMS47	R	8276
20 x 35 x 10	HMS4	R	7927	21 x 40 x 7	HMSA7	R	8378
20 x 35 x 6	HMS4	R	7917	21.82 x 36.53 x 6.35	KIT	R	901
20 x 35 x 7	HMS4	R	▲7922		SPEEDI-SLEEVE & SEAL KIT		
20 x 35 x 7	HMS4	V	7929	22 x x 6	VR1	R	400220
20 x 35 x 8	HMSA7	R	7926		SHAFT RANGE 21.00MM - 24.00MM		
20 x 36 x 7	† CRW1	R	▲7920	22 x x 6	VR1	V	400224
20 x 36 x 7	† CRW1	V	7921		SHAFT RANGE 21.00MM - 24.00MM		
20 x 36 x 7	HMS4	R	7919	22 x x 9	VR2	R	400221
20 x 36 x 7	HMSA7	R	7924		SHAFT RANGE 21.00MM - 24.00MM		
20 x 37	MVR2	R	MVR2-20	22 x x 9	VR2	V	400225
20 x 37 x 7	† CRW1	R	▲7925		SHAFT RANGE 21.00MM - 24.00MM		
20 x 37 x 10	HMS47	R	7947	22 x x 8.001	SSLEEVE		99085
20 x 38 x 7	† CRW1	R	7930		SHAFT RANGE 21.87MM - 22.00MM		
20 x 38 x 7	HMS4	R	▲7933	22 x x 6.579	SSLEEVE		99084
20 x 38 x 8	HMS4	R	8000		SHAFT RANGE 21.87MM - 22.00MM		
20 x 40 x 10	HMSA7	R	7951	22 x 28 x 5	HM3	R	8500
20 x 40 x 7	† CRW1	R	7940	22 x 28 x 4	HM1	R	8499
20 x 40 x 7	† CRW1	V	7941				

Bold numbers are preferred designs
 ▲ WasteWatcher numbers

† Includes Bore-Tite on O.D.

Complete size listing — Metric

Metric size shaft x bore x width	Type and style	Lip code	Stock no.	Metric size shaft x bore x width	Type and style	Lip code	Stock no.
22 x 28 x 4	HMA10	R	8501	24 x 35 x 7	HMSA7	R	9503
22 x 30 x 4	HM4	R	8503	24 x 35 x 8	HMSA7	R	9449
22 x 31 x 7	† CRW1	P	▲ 8505	24 x 36 x 7	† CRW1	V	9502
22 x 32 x 7	CRS1	V	8508	24 x 36 x 6	CRS11	R	9458
22 x 32 x 7	† CRW1	R	8510	24 x 36 x 7	HMSA75	R	9456
22 x 32 x 7	HMS4	R	▲ 8519	24 x 36 x 9	HMS47	R	9455
22 x 32 x 7	HMSA7	R	8512	24 x 37 x 7	HMSA7	R	9511
22 x 33 x 7	HMS4	R	8781	24 x 37 x 7	HMS4	R	9504
22 x 35 x 7	† CRW1	R	8515	24 x 38 x 7	† CRW1	V	9506
22 x 35 x 7	† CRW1	V	8516	24 x 38 x 10	CRS1	R	9505
22 x 35 x 7	HMSA7	R	8522	24 x 38 x 8	HMS4	R	9508
22 x 35 x 6	HMS4	R	8513	24 x 40 x 7	HMSA7	R	9516
22 x 35 x 7	HMS4	R	▲ 8517	24 x 40 x 7	HMS4	R	▲ 9514
22 x 35 x 10	HMS4	R	8518	24 x 40 x 7	HMS4	V	9517
22 x 35 x 5	HM14	R	8514	24 x 40 x 7	HMSA7	V	9521
22 x 35 x 8	HMSA7	R	8525	24 x 40 x 10	HMS47	R	9466
22 x 36 x 7	HMSA7	R	8511	24 x 42 x 8	HMS4	R	▲ 9533
22 x 37 x 7	HMS46	R	8739	24 x 42 x 10	HMS4	R	9479
22 x 38 x 7	† CRW1	R	▲ 8540	24 x 47 x 8	† CRW1	R	9560
22 x 38 x 7	† CRW1	V	8541	24 x 47 x 10	HMS47	R	9471
22 x 38 x 8	HMSA7	R	8545	24 x 47 x 7	HMS4	R	▲ 9558
22 x 38 x 7	HMS4	R	8743	24 x 50 x 10	HMS47	R	9476
22 x 40 x 7	HMSA7	R	8526	24 x 52 x 7	HMSA7	R	9480
22 x 40 x 6.35	† CRW1	R	8550	25 x x 6	VR1	R	400250
22 x 40 x 6.35	† CRW1	V	8552	25 x x 6	SHAFT RANGE 24.00MM - 27.00MM VR1	V	400254
22 x 40 x 7	HMSA7	V	8558	25 x x 6	SHAFT RANGE 24.00MM - 27.00MM		
22 x 40 x 7	HMS4	R	▲ 8551	25 x x 9	VR2	R	400251
22 x 40 x 7	HMS4	V	8557	25 x x 9	SHAFT RANGE 24.00MM - 27.00MM VR2	V	400255
W/STAINLESS STEEL SPRING				25 x x 9	SHAFT RANGE 24.00MM - 27.00MM		
22 x 40 x 10	HMS4	R	8553	25 x x 7.95	SSLEEVE		99098
22 x 40 x 12	HMSA7	R	550284	25 x x 7.95	SHAFT RANGE 24.94MM - 25.04MM GSLEEVE		99813
22 x 42 x 7	† CRW1	R	8555	25 x x 7.95	SHAFT RANGE 24.94MM - 25.04MM		
22 x 42 x 10	HMSA7	R	8556	25 x 32 x 4	HMS4	R	10012
22 x 42 x 10	HMS4	R	▲ 8562	25 x 32 x 4	HMSA7	R	10015
22 x 42 x 11	HMS4	R	8564	25 x 32 x 4	HM4	R	9691
22 x 45 x 7	HMS4	R	▲ 8563	25 x 32 x 7	CRSA1	R	9696
22 x 47 x 8	† CRW1	R	8570	25 x 33 x 4	HM4	R	9693
22 x 47 x 10	HMS47	R	8776	25 x 33 x 6	HMS4	R	9875
22 x 47 x 7	HMS4	R	▲ 8568	25 x 35 x 4	HM4	R	9694
22 x 47 x 7	HMSA7	R	8573	25 x 35 x 7	† CRW1	R	9705
22 x 50 x 8	† CRW1	R	▲ 8580	25 x 35 x 7	† CRW1	V	9706
23 x 32 x 5.5	HM1	R	9005	25 x 35 x 7	HMS4	R	▲ 9708
23 x 35 x 6	HMA10	R	9009	25 x 35 x 7	HMSA7	R	9709
23 x 40 x 10	HMS4	R	9060	25 x 35 x 7	HMS4	V	9711
23 x 40 x 8	HMS4	R	9055	W/STAINLESS STEEL SPRING			
23 x 40 x 10	HMSA7	R	9058	25 x 35 x 7	HMSA7	V	9717
23 x 42 x 11	HMS4	R	9015	W/STAINLESS STEEL SPRING			
24 x x 7.95	SSLEEVE		99092	25 x 35 x 6	HMSA7	R	9695
SHAFT RANGE 23.87MM - 24.00MM				25 x 36 x 7	† CRW1	R	▲ 9710
24 x 32 x 4	HM4	R	9445	25 x 36 x 8	HMSA7	R	9768
24 x 32 x 7	CRSA11	R	9451				
24 x 35 x 7	HMS4	R	▲ 9500				

Complete size listing — Metric

Metric size shaft x bore x width	Type and style	Lip code	Stock no.	Metric size shaft x bore x width	Type and style	Lip code	Stock no.
25 x 37 x 7	HMSA7	R	9677	25 x 47 x 8	HMS45	R	10039
25 x 37 x 7	† CRW1	R	9715	25 x 47 x 6	HMSA7P2	R	10032
25 x 37 x 7	† CRW1	V	9716	25 x 47 x 7	HMSA7	R	9747
25 x 37 x 7	HMS4	R	▲ 9718	25 x 47 x 7	HMS4	R	▲ 9748
25 x 37 x 5	HMS46	R	9915	25 x 47 x 10	HMS4	R	9749
25 x 37 x 6	HMSA7	R	9714	25 x 47 x 10	HMSA7	R	9757
25 x 37 x 8.5	HMS4	R	9652	25 x 48 x 8	† CRW1	R	9750
25 x 37 x 8.5	HMSA7	R	9655	25 x 48 x 8	† CRW1	V	9751
25 x 38 x 7	HMS4	R	▲ 9723	25 x 50 x 8	† CRW1	R	9755
25 x 38 x 7	† CRW1	R	9720	25 x 50 x 10	HMS4	V	9754
25 x 38 x 7	† CRW1	V	9721	25 x 50 x 10	HMS4	R	▲ 9756
25 x 38 x 8	HMSA7	R	9722	25 x 50 x 10	HMSA7	V	9759
25 x 38 x 7	HMSA7	R	9668		W/STAINLESS STEEL SPRING		
25 x 40	MVR1	R	MVR1-25	25 x 50 x 10	HMSA7	R	9766
25 x 40 x 7	HMSA7	R	9776	25 x 50 x 12	HMS4	R	9771
25 x 40 x 8	HMS4	R	9777	25 x 52 x 8	HMSA7	R	10098
25 x 40 x 10	HMSA7	R	9778	25 x 52 x 10	HMSA7	R	9796
25 x 40 x 7	† CRW1	R	9725	25 x 52 x 8	† CRW1	R	9760
25 x 40 x 7	CRW1	R	9726	25 x 52 x 8	† CRW1	V	9761
	W/SS CASE & SPRING			25 x 52 x 12	CRSA13	R	10085
25 x 40 x 7	† CRW1	V	9727	25 x 52 x 7	HMS4	R	▲ 9758
25 x 40 x 8	HMSA7	R	9733	25 x 52 x 7	HMSA7	R	9763
25 x 40 x 7	HMS4	V	9703	25 x 52 x 8	HMS4	R	9764
25 x 40 x 7	HMS4	R	▲ 9732	25 x 52 x 10	HMS4	R	9762
25 x 40 x 10	HMS4	R	9737	25 x 62 x 7	HMS4	R	9799
25 x 40 x 5	HMS4	R	9699	25 x 62 x 10	HMSA7	R	9798
25 x 42	MVR2	R	MVR2-25	25 x 62 x 7	† CRW1	R	9790
25 x 42 x 8	† CRW1	V	9729	25 x 62 x 7	† CRW1	V	9791
25 x 42 x 8	† CRW1	R	9730	25 x 62 x 10	HMS4	R	▲ 9795
25 x 42 x 7	HMS4	V	9992	25 x 62 x 8	HMS4	R	9792
25 x 42 x 7	HMSA7	R	9784	25 x 62 x 7	HMSA7	R	9787
25 x 42 x 6	HMS4	R	9738	25.4 x 31.75 x 7.95	KIT	R	480097
25 x 42 x 7	HMS4	R	▲ 9728		SPEEDI-SLEEVE & SEAL KIT		
25 x 42 x 8.5	HMS4	R	9742	25.4 x 38.07 x 7.95	KIT	R	480098
25 x 42 x 10	HMSA7	V	9702		SPEEDI-SLEEVE & SEAL KIT		
	W/STAINLESS STEEL SPRING			25.4 x 38.07 x 7.95	KIT	R	480099
25 x 42 x 10	HMS4	V	9704		SPEEDI-SLEEVE & SEAL KIT		
25 x 42 x 10	HMSA7	R	9712	26 x x 8.001	SSLEEVE		99103
25 x 42 x 10	HMS4	R	9736		SHAFT RANGE 25.88MM - 26.01MM		
25 x 43 x 10	HMS45	R	10009	26 x 34 x 4	HM4	R	10166
25 x 45 x 7	HMS4	R	10091	26 x 35 x 7	CRS1	R	10242
25 x 45 x 7	† CRW1	R	9731	26 x 36 x 7	HMS47	R	10243
25 x 45 x 7	HMSA7	R	9734	26 x 37 x 7	HMS4	R	▲ 10177
25 x 45 x 8	HMS4	R	9739	26 x 38 x 7	HMS1	R	10173
25 x 45 x 10	HMSA7	V	9741	26 x 38 x 5	HMSA7	R	10170
25 x 45 x 10	HMS4	R	▲ 9743	26 x 38 x 7	HMSA7	R	10179
25 x 45 x 10	HMSA7	R	10094	26 x 38 x 7	HMS4	R	10182
25 x 45 x 8	HMSA7	R	9767	26 x 38 x 8	HMS4	R	10168
25 x 45 x 11	HMSA7	R	9769	26 x 40 x 8	HMS4	R	10278
25 x 46 x 7	HMS4	R	10028	26 x 40 x 8	HMS1	R	▲ 10181
25 x 47 x 6.35	† CRW1	R	9745	26 x 40 x 7	HMSA7	R	10183
25 x 47 x 10	CRSA1	V	9753	26 x 40 x 8	HMSA7	R	10281
	W/STAINLESS STEEL SPRING			26 x 42 x 8	CRS1	R	10191
				26 x 42 x 7	HMS4	R	▲ 10188
				26 x 42 x 10	HMSA7	R	10193

Bold numbers are preferred designs
▲ WasteWatcher numbers

† Includes Bore-Tite on O.D.

Complete size listing — Metric

Metric size shaft x bore x width	Type and style	Lip code	Stock no.	Metric size shaft x bore x width	Type and style	Lip code	Stock no.
26 x 45 x 10	CRS12	R	10268	28 x 42 x 7	† CRW1	V	10934
26 x 47 x 7	HMS4	R	▲ 10218	28 x 42 x 10	HMS4	R	▲ 10942
26 x 52 x 8	HMS4	R	▲ 10253	28 x 42 x 10	HMSA7	R	10952
27 x x 7.95	SSLEEVE		99106	28 x 42 x 7	HMSA7	R	10916
	SHAFT RANGE 26.90MM - 27.02MM			28 x 42 x 7	HMS4	R	10917
27 x x 7.95	GSLEEVE		99815				
	SHAFT RANGE 26.92MM - 27.02MM			28 x 42 x 8	HMS4	R	10921
27 x 37 x 7	HMS4	R	▲ 10579	28 x 42 x 8	HMSA7	R	10922
27 x 41 x 10	CRSH1	R	10628	28 x 42.5 x 8	HMS4	R	10936
27 x 42 x 7	† CRW1	R	▲ 10625	28 x 43 x 10	HMS4	R	11031
27 x 42 x 7	† CRW1	V	10627	28 x 44 x 6	HMSA7	P	10937
27 x 42 x 10	HMS4	V	10629				
				28 x 45 x 7	† CRW1	V	10946
27 x 42 x 10	HMS4	R	10630	28 x 45 x 8	HMS4	R	▲ 10943
27 x 43 x 8	† CRW1	V	▲ 10640	28 x 47 x 7	† CRW1	V	10957
27 x 45 x 8	HMS4	R	10663	28 x 47 x 7	HMS4	R	▲ 10959
27 x 45 x 8	† CRW1	V	10666	28 x 47 x 8	† CRW1	R	10958
27 x 47 x 11	† HMS1	R	10685				
				28 x 47 x 10	CRSA11	R	11036
27 x 47 x 7	HMS4	R	10644	28 x 47 x 10	HMS4	R	10969
27 x 47 x 8	HMS4	R	10683	28 x 47 x 5	HMS46	R	11041
27 x 47 x 10	HMSA7	R	10633	28 x 47 x 7	HMSA7	R	10961
27 x 47 x 10	HMS4	R	▲ 10689	28 x 48 x 8	HMSA7	R	10964
27 x 52 x 8	† CRW1	R	10758				
				28 x 48 x 11	HMS4	R	10967
27 x 52 x 8	HMS46	R	10648	28 x 50 x 10	HMS47	R	11043
27 x 52 x 10	HMS46	R	10649	28 x 52 x 10	HMSA7	R	10976
28 x x 6	VR1	R	400280	28 x 52 x 8	† CRW1	R	10975
	SHAFT RANGE 27.00MM - 29.00MM			28 x 52 x 7	HMS4	R	▲ 10973
28 x x 6	VR1	V	400284				
	SHAFT RANGE 27.00MM - 29.00MM			28 x 52 x 7	HMS4	V	10974
28 x x 9	VR2	R	400281	28 x 52 x 7	HMSA7	V	10977
	SHAFT RANGE 27.00MM - 29.00MM			28 x 52 x 10	HMS4	R	10979
28 x x 9	VR2	V	400285	28 x 62 x 12	CRSH1	R	11054
	SHAFT RANGE 27.00MM - 29.00MM			29 x 37.44 x 5	HMS4	R	11407
28 x x 9.525	SSLEEVE		99111				
	SHAFT RANGE 27.94MM - 28.04MM			29 x 43 x 7	HMS47	R	11420
28 x x 9.525	GSLEEVE		99866	29 x 47 x 10	CRSH11	R	11421
	SHAFT RANGE 27.94 MM- 28.04 MM			29 x 50 x 10	CRSH11	R	11423
28 x 35 x 4	HM4	R	10915	29 x 52 x 10	CRSH11	R	11424
28 x 35 x 6	HM102	R	11020	30 x x 6	VR1	R	400300
					SHAFT RANGE 29.00MM - 31.00MM		
28 x 37 x 4	HM4	R	10918	30 x x 6	VR1	V	400304
28 x 38 x 7	HMSA7	R	10920		SHAFT RANGE 29.00MM - 31.00MM		
28 x 38 x 8	HMS4	R	10984	30 x x 9	VR2	R	400301
28 x 38 x 8	HMSA7	R	10988		SHAFT RANGE 29.00MM - 31.00MM		
28 x 38 x 7	HMS4	R	▲ 10924	30 x x 9	VR2	V	400305
					SHAFT RANGE 29.00MM - 31.00MM		
28 x 40 x 7	HMSA7	R	10948	30 x x 8.001	SSLEEVE		99114
28 x 40 x 8	HMS4	R	10951		SHAFT RANGE 29.95MM - 30.08MM		
28 x 40 x 10	CRS13	R	11026	30 x 37 x 4	HMS4	R	11595
28 x 40 x 7	† CRW1	R	10930				
28 x 40 x 7	† CRW1	V	10932	30 x 37 x 4	HM4	R	11594
				30 x 37 x 4	HMSA7	R	11596
28 x 40 x 7	HMS4	R	▲ 10939	30 x 40 x 4	HMS4	R	11507
28 x 40 x 7	HMSA7	V	10923	30 x 40 x 4	HMSA7	R	11510
28 x 40 x 7	HMS4	V	10929	30 x 40 x 4	HM4	R	11597
28 x 40 x 8	HMSA7	R	10947				
28 x 42 x 7	† CRW1	R	10931	30 x 40 x 7	† CRW1	R	11605
				30 x 40 x 7	† CRW1	V	11606
				30 x 40 x 7	HMS4	R	▲ 11600
				30 x 40 x 7	HMS4	V	11601
					W/STAINLESS STEEL SPRING		
				30 x 40 x 7	HMSA7	R	11602

Complete size listing — Metric

Metric size shaft x bore x width	Type and style	Lip code	Stock no.	Metric size shaft x bore x width	Type and style	Lip code	Stock no.
30 x 40 x 7	HMSA7	V	11603	30 x 52 x 8	† CRW1	R	11640
30 x 40 x 10	HMS4	R	11607	30 x 52 x 12	CRS12	R	11849
30 x 42 x 7.1	SC	R	525327	30 x 52 x 7	HMSA7	R	11678
30 x 42 x 7	HMS4	V	11669	30 x 52 x 10	HMSA7	R	11694
30 x 42 x 7	HMS4	R	▲ 11608	30 x 52 x 7	HMS4	R	▲ 11638
30 x 42 x 7	† CRW1	R	▲ 11610	30 x 52 x 8	HMSA7	R	11639
30 x 42 x 7	† CRW1	V	11611	30 x 52 x 10	HMS4	V	11641
30 x 42 x 6	HMSA7P2	R	11817	30 x 52 x 10	HMS4	R	11643
30 x 42 x 7	HMSA7	R	11599	30 x 52 x 10	HMSA7	V	11644
30 x 42 x 8	HMSA7	R	11823	30 x 52 x 12	W/STAINLESS STEEL SPRING HMS4	R	11889
30 x 44 x 7	HMSA7	R	11586	30 x 55 x 7	† CRW1	R	11652
30 x 44 x 7	HMSA1	R	▲ 11614	30 x 55 x 7	HMS4	R	▲ 11656
30 x 44 x 10	HMS4	R	11616	30 x 55 x 10	HMS4	R	11658
30 x 45 x 8	HMSA7	R	11592	30 x 55 x 7	HMSA7	R	11697
30 x 45 x 10	HMS4	R	11692	30 x 55 x 10	HMSA7	R	11646
30 x 45 x 8	CRS1	V	11609	30 x 55 x 10	HMSA7	V	11647
30 x 45 x 8	† CRW1	R	11615	30 x 55 x 12	W/STAINLESS STEEL SPRING HMS4	R	11893
30 x 45 x 8	† CRW1	P	11617	30 x 56 x 8	† CRW1	R	▲ 11654
30 x 45 x 8	HMS4	R	▲ 11622	30 x 56 x 10	HMS47	R	11867
30 x 45 x 5	HMSA7	R	11591	30 x 58 x 8	† CRWA1	R	11655
30 x 45 x 10	HMSA7	R	11695	30 x 60 x 10	HMS4	R	11868
30 x 46 x 7	HMSA7	R	▲ 11671	30 x 60 x 8	† CRW1	R	▲ 11660
	W/CW HELIX FROM AIR SIDE			30 x 60 x 10	HMSA7	R	11902
30 x 47	MVR1	R	MVR1-30	30 x 62 x 10	HMSA7	R	11701
30 x 47 x 10	HMSA7	R	11807	30 x 62 x 7	† CRW1	R	11665
30 x 47 x 7	† CRW1	R	11625	30 x 62 x 7	† CRW1	V	11666
30 x 47 x 8	† CRW1	V	11626	30 x 62 x 7	HMS4	R	▲ 11664
30 x 47 x 8	HMS4	R	11682	30 x 62 x 7	HMSA7	R	11668
30 x 47 x 6	HMS4	R	11659	30 x 62 x 10	HMS4	R	11667
30 x 47 x 7	HMS4	R	▲ 11623	30 x 62 x 8	HMS4	R	11704
30 x 47 x 7	HMSA7	R	11624	30 x 62 x 8	HMSA7	R	11676
30 x 47 x 7	HMS4	V	11627	30 x 72 x 10	HMSA7	R	11689
30 x 47 x 7	HMSA7	V	11629	30 x 72 x 12	† CRWA1	V	11684
	W/STAINLESS STEEL SPRING			30 x 72 x 8	† CRW1	R	▲ 11685
30 x 47 x 8	HMSA7	R	11632	30 x 72 x 10	HMS4	R	11686
30 x 47 x 10	HMS4	R	11628	31 x x 7.95	SSLEEVE		99123
30 x 48	MVR2	R	MVR2-30		SHAFT RANGE 30.88MM - 31.04MM		
30 x 48 x 8	† CRW1	R	11630	31 x 42 x 8	HMS4	V	12250
30 x 48 x 10	HMS46	R	11677	31 x 44 x 6.5	HMS4	R	12208
30 x 48 x 8	HMS4	R	11633	31 x 44 x 6.5	HMS42	R	12011
30 x 48 x 8	HMSA7	R	11688	31 x 47 x 7	HMS44	R	12201
30 x 50 x 8	HMSA7	R	11891	31.5 x x 8.001	SSLEEVE		99141
30 x 50 x 8	† CRW1	R	11635		SHAFT RANGE 31.42MM - 31.58MM		
30 x 50 x 8	† CRW1	V	11636	31.75 x 50.8 x 7.95	KIT	R	480125
30 x 50 x 7	HMS4	R	▲ 11631		SPEEDI-SLEEVE & SEAL KIT		
30 x 50 x 8	HMS4	R	11634	32 x x 6	VR1	R	400320
30 x 50 x 10	HMS4	R	11637		SHAFT RANGE 31.00MM - 33.00MM		
30 x 50 x 7	HMSA7	R	11892	32 x x 6	VR1	V	400324
30 x 50 x 10	HMSA7	R	11662		SHAFT RANGE 31.00MM - 33.00MM		
30 x 50 x 11	HMSA7	R	11663	32 x x 9	VR2	R	400321
30 x 52 x 8	HMS4	R	11842		SHAFT RANGE 31.00MM - 33.00MM		
30 x 52 x 9	CRSH1	R	11851				

Bold numbers are preferred designs
▲ WasteWatcher numbers

† Includes Bore-Tite on O.D.

Complete size listing — Metric

Metric size shaft x bore x width	Type and style	Lip code	Stock no.	Metric size shaft x bore x width	Type and style	Lip code	Stock no.
32 x x 9	VR2	V	400325	32 x 56 x 8	† CRW1	R	12760
	SHAFT RANGE 31.00MM - 33.00MM			32 x 56 x 10	HMS4	R	▲ 12763
32 x x 8.001	SSLEEVE		99128	32 x 56 x 10	HMSA7	R	12764
	SHAFT RANGE 31.92MM - 32.08MM			32 x 58 x 8	HMS4	R	12759
32 x 40 x 7	HMS4	R	12672	32 x 58 x 8	HMSA7	R	12766
32 x 42 x 4	HM4	R	12691				
32 x 42 x 7	† CRW1	R	▲ 12700	32 x 60 x 8	† HMSA27	R	12770
				32 x 60 x 8	HMSA7	R	12773
32 x 42 x 7	† CRW1	V	12701	32 x 62 x 6.35	† CRW1	R	12780
32 x 42 x 7	HMS4	R	12602	32 x 62 x 10	HMS4	R	▲ 12782
32 x 42 x 8	HMSA7	R	12671	32 x 62 x 8	HMSA7	R	12777
32 x 42 x 7	HMSA7	R	12697				
32 x 43 x 7	HMSA7	R	12695	32 x 62 x 7	HMS46	R	12665
				32 x 65 x 12	HMSA1	P	12785
32 x 44 x 9	HMS4	R	12705	32 x 72 x 12	CRSH11	R	12667
	W/STAINLESS STEEL SPRING			32 x 72 x 9.53	HMSA7	R	12790
32 x 45 x 8	† CRW1	R	12710	33 x x 15.011	SSLEEVE		99121
32 x 45 x 7	HMS4	R	▲ 12709		SHAFT RANGE 32.94MM - 33.05MM		
32 x 45 x 7	HMSA7	R	12711				
32 x 46 x 8	CRS1	R	12719	33 x 44 x 8	HMSA1	R	12810
				33 x 45 x 7	HMSA7	R	12989
32 x 47 x 10	HMS4	R	12598	33 x 45 x 7	HMS4	R	12995
32 x 47 x 8	† CRW1	R	12730	33 x 50 x 10	HMS4	R	▲ 12901
32 x 47 x 8	† CRW1	V	12731	33 x 50 x 8	HMS46	R	12992
32 x 47 x 7	HMS4	R	▲ 12733				
32 x 47 x 7	HMSA7	R	12729	33 x 50 x 6	HMSA7	R	12883
				33 x 52 x 6	HMS47	R	12998
32 x 48 x 8	† CRW1	R	12735	33 x 52 x 10	HMS46	R	12996
32 x 48 x 8	† CRW1	V	12736	34 x x 12.7	SSLEEVE		99134
32 x 48 x 8	HMS4	R	12749		SHAFT RANGE 33.86MM - 34.01MM		
32 x 48 x 8	HMSA7	R	▲ 12734	34 x 44 x 8	HMSA7	R	13423
32 x 48 x 5	HMS4	R	12723				
				34 x 45 x 7	CRS15	R	13390
32 x 48 x 5	HMSA7	R	12726	34 x 45 x 8	HMSA7	R	13386
32 x 48 x 7	HMS4	R	12713	34 x 46 x 8	HMSA7	R	13388
32 x 50 x 8	† CRW1	R	12740	34 x 47 x 9	CRS11	R	13392
32 x 50 x 8	† CRW1	V	12741	34 x 48 x 8	† CRW1	R	13425
32 x 50 x 8	HMS4	R	▲ 12752				
				34 x 48 x 8	† CRW1	V	13426
32 x 50 x 10	HMS4	R	12738	34 x 50 x 10	HMS46	R	13396
32 x 50 x 10	HMSA7	V	12739	34 x 50 x 7	HMS4	R	13424
	W/STAINLESS STEEL SPRING			34 x 52 x 10	CRS1	R	13398
32 x 50 x 8	HMSA7	R	12715	34 x 52 x 8	HMS4	R	13433
32 x 50 x 7	HMS43	V	12639				
32 x 52 x 8	HMSA7	R	12675	34 x 52 x 8	HMSA7	R	13431
				34 x 54 x 11	CRS1	R	13438
32 x 52 x 10	HMSA7	R	12560	34 x 54 x 9	HMSA7	R	13440
32 x 52 x 8	† CRW1	R	12745	34 x 55 x 8	† CRW1	R	▲ 13445
32 x 52 x 8	† CRW1	V	12746	34 x 55 x 9	HMSA7	R	13447
32 x 52 x 9	CRSH12	R	12649				
32 x 52 x 8	HMSA7	S	12601	34 x 56 x 8	† CRW1	R	13450
	W/CW HELIX FROM AIR SIDE			34 x 56 x 8	† CRW1	V	13452
32 x 52 x 5	HMS46	R	12648	34 x 58 x 13	CRSH11	R	13403
32 x 52 x 10	HMS46	R	12643	34 x 62 x 8	† CRW1	R	13475
32 x 52 x 7	HMSA7	R	12742	34 x 62 x 10	HMS4	R	13483
32 x 52 x 7	HMS4	R	▲ 12744				
32 x 52 x 10	HMS4	V	12743	34 x 72 x 12	CRSH11	R	13405
				35 x x 6	VR1	R	400350
					SHAFT RANGE 33.00MM - 36.00MM		
32 x 52 x 11	HMSA7	R	12748	35 x x 6	VR1	V	400354
32 x 52 x 8	HMS4	R	12674		SHAFT RANGE 33.00MM - 36.00MM		
32 x 54 x 10	HMSA7	R	12753	35 x x 9	VR2	R	400351
32 x 55 x 10	HMS4	R	12757		SHAFT RANGE 33.00MM - 36.00MM		
32 x 56 x 12	CRSH11	R	12662	35 x x 9	VR2	V	400355
					SHAFT RANGE 33.00MM - 36.00MM		

Complete size listing — Metric

Metric size shaft x bore x width	Type and style	Lip code	Stock no.	Metric size shaft x bore x width	Type and style	Lip code	Stock no.
35 x 13.005	SSLEEVE		99139	35 x 55 x 7	HMSA73	V	14034
	SHAFT RANGE 34.92MM - 35.08MM			35 x 55 x 8	HMS4	R	▲13993
35 x 13.005	GSLEEVE		99820	35 x 55 x 10	HMS4	V	13890
	SHAFT RANGE 34.92MM - 35.07MM			35 x 55 x 10	HMSA7	V	13891
35 x 42 x 4	HM4	R	13776		W/STAINLESS STEEL SPRING		
35 x 45 x 4	HM4	R	13779	35 x 55 x 10	HMSA7	R	13893
35 x 45 x 7	HMS4	R	▲13927	35 x 55 x 10	HMS4	R	13960
35 x 45 x 7	HMSA7	R	14118	35 x 55 x 11	HMS4	R	13940
35 x 46 x 8	HMSA7	R	13908	35 x 55 x 8	HMSA7	R	13861
35 x 47 x 7	† CRW1	R	13938	35 x 55 x 12	HMSA7	R	14111
35 x 47 x 7	† CRW1	V	13939	35 x 56 x 8	† CRW1	R	▲13961
	W/STAINLESS STEEL SPRING			35 x 56 x 8	† CRW1	V	13962
35 x 47 x 10	CRS13	R	13805	35 x 56 x 10	HMS4	R	13994
35 x 47 x 5	HMS4	R	13715	35 x 56 x 12	HMS46	R	14048
35 x 47 x 5	HMSA7	R	13718	35 x 58 x 10	HMSA7	R	14121
35 x 47 x 6	HMS4	R	13723	35 x 58 x 10	HMS4	R	▲13894
35 x 47 x 6	HMSA7	R	13724	35 x 60 x 10	HMS4	R	▲13967
35 x 47 x 7	HMS4	R	▲13932	35 x 60 x 14	HMSA7	R	14001
35 x 47 x 7	HMSA7	R	13945	35 x 60 x 10	HMSA7	R	14114
35 x 47 x 7	HMS4	V	14003	35 x 62 x 8	† CRW1	V	13969
35 x 47 x 5	HM4	R	13762	35 x 62 x 8	† CRW1	R	13970
35 x 48 x 8	† CRW1	R	▲13941	35 x 62 x 7	HMSA7	R	14113
35 x 48 x 8	† CRW1	V	13942	35 x 62 x 7	HMS4	R	▲13966
35 x 48 x 9	HMS4	R	13909	35 x 62 x 8	HMSA7	R	13997
35 x 48 x 8	HMSA7	R	13884	35 x 62 x 10	HMS4	R	13996
35 x 50 x 8	† CRW1	R	13944	35 x 62 x 10	HMSA7	R	13998
35 x 50 x 8	† CRW1	V	13946	35 x 62 x 12	HMSA77	R	14077
35 x 50 x 7	HMSA7	R	13907	35 x 64 x 8	† CRW1	R	▲13972
35 x 50 x 8	HMS4	R	13887	35 x 65 x 8	† CRW1	R	▲13973
35 x 50 x 10	HMS4	R	13987	35 x 65 x 10	HMS4	R	13868
35 x 50 x 7	HMS4	R	▲13933	35 x 65 x 12	CRSA1	R	13895
35 x 50 x 8	HMSA7	R	13885	35 x 68 x 10	HMS4	R	13928
35 x 50 x 10	HMSA7	R	13860	35 x 68 x 8	† CRW1	R	▲13974
35 x 52	MVR1	R	MVR1-35	35 x 68 x 8	† CRW1	V	13976
35 x 52 x 8	HMSA7	R	14108	35 x 69 x 8	† CRW1	R	13975
35 x 52 x 8	† CRWA1	P	13947	35 x 70 x 12	CRSH13	R	14093
35 x 52 x 8	† CRW1	R	13949	35 x 72 x 8	† CRW1	V	13923
35 x 52 x 8	† CRWA1	R	13951	35 x 72 x 10	HMS4	R	▲13999
35 x 52 x 9	CRSHA13	R	13854	35 x 72 x 12	HMS4	R	14000
35 x 52 x 10	HMSA7	R	13903	35 x 72 x 8	† CRW1	R	13979
35 x 52 x 6	HMSA7P2	R	13829	35 x 72 x 8	† CRWA1	R	13980
35 x 52 x 7	HMSA7	R	13930	35 x 72 x 7	HMS48	R	14096
35 x 52 x 7	HMS4	R	▲13948	35 x 72 x 10	HMSA7	R	13896
35 x 52 x 8	HMS4	R	13888	35 x 72 x 12	HMSA7	R	14123
35 x 52 x 10	HMS4	R	13989	35 x 78 x 8	† CRW1	R	13984
35 x 52 x 9	HMS4	R	14047	35 x 80 x 8	† CRW1	R	▲13986
35 x 52 x 12	HMS4	R	14105	35 x 80 x 12	HMSA7	R	13863
35 x 53	MVR2	R	MVR2-35	35 x 80 x 10	HMS4	R	14133
35 x 54 x 7	† CRW1	R	13952	35 x 80 x 10	HMSA7	R	14135
35 x 54 x 8	† CRW1	V	13957	36 x 13.005	SSLEEVE		99146
35 x 55 x 8	† CRW1	R	13954		SHAFT RANGE 35.85MM - 36.00MM		
35 x 55 x 8	CRW1	V	13963	36 x 46 x 9	CRS1	R	14004
35 x 55 x 11	HMSA7	R	550231				

Bold numbers are preferred designs
▲ WasteWatcher numbers

† Includes Bore-Tite on O.D.

Complete size listing — Metric

Metric size shaft x bore x width	Type and style	Lip code	Stock no.	Metric size shaft x bore x width	Type and style	Lip code	Stock no.
36 x 47 x 7	HMS4	R	▲ 14005	38 x x 13.005	SSLLEEVE		99147
36 x 47 x 7	HMSA7	R	14157	SHAFT RANGE 37.85MM - 38.00MM			
36 x 50 x 7	† CRW1	R	14009	38 x 47 x 7	HMSA1	R	14695
36 x 50 x 7	HMS4	R	▲ 14011	38 x 48 x 4	HM4	R	14697
36 x 50 x 7	HMSHA1	R	14115	38 x 50 x 8	HMSA7	R	14714
				38 x 50 x 7	† CRW1	R	14701
36 x 50 x 7	HMSA7	R	14166	38 x 50 x 7	† CRW1	V	14703
36 x 50 x 8	† CRW1	R	14010	38 x 50 x 7	HMS4	R	▲ 14707
36 x 50 x 10	HMS46	R	14173	38 x 50 x 10	CRS11	R	14984
36 x 52 x 8	† CRW1	R	14016	38 x 50 x 7	HMSA7	R	14716
36 x 52 x 8	† CRW1	V	14017	38 x 51 x 7.5	HMSA1	R	14702
36 x 52 x 9	CRSH11	R	14176	38 x 52 x 8	HMS4	R	14711
36 x 52 x 9.5	HMA10	R	550227	38 x 52 x 8	† CRW1	R	14704
36 x 52 x 7	HMS4	V	14012	38 x 52 x 8	† CRWA1	R	14705
36 x 52 x 7	HMS4	R	▲ 14013	38 x 52 x 8	† CRW1	V	14706
36 x 52 x 7	HMSA7	R	14163	38 x 52 x 7	HMSA7	R	14717
36 x 54 x 8	† CRW1	R	14024	38 x 52 x 7	HMS4	R	▲ 14709
36 x 54 x 8	† CRW1	V	14027	38 x 53 x 8	† CRW1	R	▲ 14708
36 x 54 x 8	HMS4	R	▲ 14068	38 x 54 x 7	CRW1	P	▲ 14710
36 x 54 x 7	HMS47	R	14177	38 x 54 x 8	HMSA92	R	14691
36 x 54 x 7.5	HMS4	R	14023	38 x 54 x 6.5	HMS46	R	15053
36 x 55 x 8	† HMSA27	R	14030	38 x 54 x 10	HMS4	R	14712
36 x 56 x 10	HMS4	R	14037	38 x 55 x 7	HMSA7	R	14718
36 x 58 x 8	† CRW1	R	14040	38 x 55 x 8	† CRW1	R	14720
36 x 58 x 10	HMSA7	R	14039	38 x 55 x 8	† CRW1	V	14721
36 x 58 x 10	HMS4	R	▲ 14043	38 x 55 x 8.5	HMSA1	R	14772
36 x 58 x 12	HMS4	R	14044	38 x 55 x 10	HMS47	R	15063
36 x 60 x 8	† CRW1	R	14045	38 x 55 x 7	HMS4	R	▲ 14719
36 x 60 x 8	† CRW1	V	14046	38 x 56 x 12	CRS11	R	15067
36 x 62 x 10	CRSH11	R	14183	38 x 56 x 8	† CRW1	V	14724
36 x 62 x 8	† CRW1	R	14050	38 x 56 x 8	† CRW1	R	14725
36 x 62 x 7	HMS4	R	▲ 14052	38 x 56 x 10	HMS4	R	14727
36 x 65 x 8	† CRW1	R	14055	38 x 58 x 11	HMSA3	R	14753
36 x 68 x 8	† CRW1	R	14065	38 x 58 x 8	† CRW1	R	▲ 14730
36 x 68 x 10	HMS4	R	14107	38 x 58 x 8	† CRW1	V	14732
36 x 72 x 12	CRSH11	R	14184	38 x 58 x 8	HMSA3	R	14763
37 x 47 x 4	HMS4	R	14469	38 x 58 x 10	HMS46	R	15068
37 x 47 x 4	HMSA7	R	14471	38 x 60 x 8	† CRW1	R	▲ 14740
37 x 47 x 4	HM4	R	14476	38 x 60 x 8	† CRW1	V	14741
37 x 50 x 6	HMSA7	P	14671	38 x 60 x 7	HMS43	V	15071
	CW HELIX FROM AIR SIDE			38 x 60 x 10	HMSA7	R	14778
37 x 52 x 10	CRSH13	R	14571	38 x 60 x 10	HMS4	R	14746
37 x 52 x 8	HMS4	R	14489	38 x 62 x 7	HMSA7	R	14771
37 x 55 x 10	CRSH1	R	14494	38 x 62 x 10	HMSA7	R	14737
37 x 58 x 13	CRSH11	R	14572	38 x 62 x 8	† CRW1	R	14742
37 x 62 x 9	CRSH13	R	14573	38 x 62 x 8	† CRWA1	R	14743
37 x 62 x 12	CRSH11	R	14575	38 x 62 x 8	† CRW1	V	14744
37 x 62 x 10	HMS46	R	14574	38 x 62 x 7	HMS4	R	▲ 14733
38 x x 6	VR1	R	400380	38 x 62 x 10	HMS4	R	14726
	SHAFT RANGE 36.00MM - 38.00MM			38 x 62 x 10	HMS4	V	14751
38 x x 6	VR1	V	400384	38 x 62 x 10	HMSA7	V	14752
	SHAFT RANGE 36.00MM - 38.00MM			W/STAINLESS STEEL SPRING			
38 x x 9	VR2	R	400381				
	SHAFT RANGE 36.00MM - 38.00MM						
38 x x 9	VR2	V	400385				
	SHAFT RANGE 36.00MM - 38.00MM						

Complete size listing — Metric

Metric size shaft x bore x width	Type and style	Lip code	Stock no.	Metric size shaft x bore x width	Type and style	Lip code	Stock no.
38 x 65 x 8	† CRW1	R	▲ 14750	40 x 52 x 7	† CRW1	R	15805
38 x 65 x 12	HMSA35	P	14748	40 x 52 x 5	HM4	R	15743
38 x 65 x 10	HMS4	R	15121	40 x 52 x 7	HMSA7	R	15801
38 x 68 x 8	† CRW1	R	▲ 14755	40 x 52 x 7	HMS4	R	▲ 15804
38 x 70 x 8	† CRW1	R	14760	40 x 52 x 8	HMSA7	R	15808
38 x 70 x 10	HMS4	R	14776	40 x 52 x 6	HMSA7	R	15745
38 x 72 x 8	† CRW1	R	14764	40 x 54 x 5.5	HMSA1	R	▲ 15807
38 x 72 x 12	HMS47	R	15112	40 x 54 x 7	† CRW1	R	▲ 15810
38 x 72 x 10	HMS4	R	▲ 14761	40 x 55 x 10	HMS4	R	15672
38 x 73 x 8	† CRW1	R	14765	40 x 55 x 10	CRS1	R	15937
38 x 74 x 11	† CRWA1	R	▲ 14767	40 x 55 x 8	† CRW1	R	15820
38 x 74 x 11	† CRW1	V	14768	40 x 55 x 8	† CRW1	V	15821
38 x 74 x 10	HMSA77	R	15114	40 x 55 x 10	HMSA7	R	15675
38 x 80 x 8	† CRW1	R	14774	40 x 55 x 12	HMS46	R	15798
38 x 80 x 12	HMS46	R	15115	40 x 55 x 7	HMS4	R	▲ 15815
38 x 90 x 8	† CRWA1	R	▲ 14785	40 x 55 x 7	HMSA7	R	15819
38.1 x 57.25 x 14.3	† KIT	R	480149	40 x 55 x 8	HMSA7	R	15822
	SPEEDI-SLEEVE & SEAL KIT			40 x 55 x 8	HMS4	R	15823
38.1 x 60.25 x 14.3	† KIT	R	480148	40 x 56 x 7	† CRW1	V	15826
	SPEEDI-SLEEVE & SEAL KIT			40 x 56 x 8	† CRW1	R	15825
38.1 x 60.3 x 14.3	KIT	R	480152	40 x 56 x 8	HMS4	R	▲ 15828
	SPEEDI-SLEEVE & SEAL KIT			40 x 56 x 8	HMSA7	R	15829
38.1 x 60.38 x 14.3	KIT	R	480150	40 x 57	MVR1	R	MVR1-40
	SPEEDI-SLEEVE & SEAL KIT			40 x 57 x 8	† CRW1	R	15830
38.1 x 63.55 x 14.3	KIT	R	480151	40 x 58	MVR2	R	MVR2-40
	SPEEDI-SLEEVE & SEAL KIT			40 x 58 x 8	HMS4	R	15998
38.5 x 58 x 11	HMSA7	R	15292	40 x 58 x 8	† CRW1	R	15835
39 x 62 x 12	CRSH11	R	15352	40 x 58 x 8	† CRW1	V	15836
39 x 65 x 9	HMS-SPL	P	15354	40 x 58 x 9	CRSA13	R	15879
	W/CCW HELIX FROM AIR SIDE			40 x 58 x 9	HMSA7	R	▲ 15838
39 x 68 x 9	HMS-SPL	P	15356				
	W/CW HELIX FROM AIR SIDE			40 x 58 x 10	HMS4	R	15876
40 x x 7	VR1	R	400400	40 x 60 x 6	HMS4	V	15712
	SHAFT RANGE 38.00MM - 43.00MM			40 x 60 x 10	CRSA1	R	15893
40 x x 7	VR1	V	400404	40 x 60 x 8	† CRW1	R	15840
	SHAFT RANGE 38.00MM - 43.00MM			40 x 60 x 8	† CRW1	V	15841
40 x x 11	VR2	R	400401	40 x 60 x 10	HMS4	R	▲ 15839
	SHAFT RANGE 38.00MM - 43.00MM			40 x 60 x 10	HMSA7	R	15844
40 x x 11	VR2	V	400405	40 x 60 x 12	HMS4	R	15869
	SHAFT RANGE 38.00MM - 43.00MM			40 x 62 x 8	HMSA7	R	15961
40 x x 9.906	SSLEEVE		99153	40 x 62 x 10	HMSA7	R	15914
	SHAFT RANGE 39.84MM - 40.00M			40 x 62 x 10	HMS4	V	15907
40 x x 13.005	SSLEEVE		99157	40 x 62 x 8	† CRW1	R	15845
	SHAFT RANGE 39.93MM - 40.09MM			40 x 62 x 8	† CRW1	V	15846
40 x x 13.005	GSLEEVE		99825	40 x 62 x 10	HMS4	R	15848
	SHAFT RANGE 39.929 - 40.081MM			40 x 62 x 10	HMA10	R	▲ 550230
40 x 46 x 8	HMSA7	R	15715	40 x 62 x 7	HMS4	R	▲ 15847
40 x 46 x 8	HMS4	R	15713	40 x 62 x 7	HMSA7	R	15851
40 x 47 x 4	HM4	R	15738	40 x 62 x 7	HMSA92	P	15989
40 x 50 x 8	HMS4	R	15747		W/CW HELIX		
40 x 50 x 4	HM4	R	15740	40 x 62 x 10	HMSA7	V	15856
40 x 50 x 7	HMSA7	R	15732		W/STAINLESS STEEL SPRING		
40 x 52 x 7.1	SC	R	523171	40 x 62 x 11.5	HMS4	R	550199
40 x 52 x 7	† CRW1	V	15803				
	W/STAINLESS STEEL SPRING						

Bold numbers are preferred designs
▲ WasteWatcher numbers

† Includes Bore-Tite on O.D.

Complete size listing — Metric

Metric size shaft x bore x width	Type and style	Lip code	Stock no.	Metric size shaft x bore x width	Type and style	Lip code	Stock no.
40 x 62 x 6	HMSA7P2	R	15898	42 x 55 x 8	† CRW1	R	▲ 16503
40 x 62 x 12	HMS4	R	16006	42 x 55 x 8	† CRW1	V	16507
40 x 62 x 12	HMSA7	R	16009	42 x 55 x 8	HMS4	R	16512
40 x 62 x 8	HMS4	R	15958	42 x 55 x 7	HMSA7	R	16495
40 x 65 x 10	HMSA7	R	15963	42 x 55 x 7	HMS4	R	▲ 16513
40 x 65 x 12	CRS13	R	15919	42 x 55 x 9	HMSA7	R	16531
40 x 65 x 8	† CRW1	R	15850	42 x 56 x 7	CRSA1	R	16466
40 x 65 x 10	HMS4	R	▲ 15852	42 x 56 x 7	† CRW1	V	16504
40 x 65 x 14	HMSA7	R	15874	42 x 56 x 8	† CRW1	R	▲ 16505
40 x 65 x 12	HMS4	R	15950	42 x 56 x 7	HMS4	R	▲ 16492
40 x 68 x 10	HMSA7	R	15964	42 x 56 x 7	HMS4	V	16493
40 x 68 x 7	CRS13	R	15922	42 x 56 x 7	HMSA7	R	16494
40 x 68 x 8	† CRW1	R	15854	42 x 56 x 7	HMSA7	V	16496
40 x 68 x 8	HMS4	R	16024		W/STAINLESS STEEL SPRING		
40 x 68 x 8	HMSA7	R	▲ 15858	42 x 58 x 7	HMS4	R	16642
40 x 68 x 10	HMS4	R	15853	42 x 58 x 8	† CRW1	R	16509
40 x 68 x 12	HMS4	R	15878	42 x 58 x 8	† CRW1	V	16511
40 x 70 x 8	† CRW1	R	15855	42 x 58 x 7	HMA1	R	▲ 16548
40 x 70 x 12	CRSH11	R	15930	42 x 58 x 10	HMS4	R	16498
40 x 72 x 7	HMSA7	V	15934	42 x 60 x 10	HMS4	R	16579
40 x 72 x 8	† CRW1	R	15860	42 x 60 x 8	† CRW1	R	16515
40 x 72 x 7	HMS4	R	▲ 15857	42 x 60 x 8	† CRW1	V	16517
40 x 72 x 7	HMS4	V	15861	42 x 60 x 7	HMS4	R	16543
	W/STAINLESS STEEL SPRING			42 x 60 x 7	HMSA7	R	▲ 16514
40 x 72 x 10	HMS4	R	15859	42 x 60 x 9	HMSA7	R	16451
40 x 72 x 10	HMSA7	R	15868	42 x 62 x 10	CRS1	R	16581
40 x 72 x 7	HMSA7	R	15985	42 x 62 x 8	† CRW1	R	16519
40 x 74 x 8	† CRW1	R	▲ 15863	42 x 62 x 8	† CRW1	V	16523
40 x 75 x 8	† CRW1	V	15862	42 x 62 x 8	HMSA7	R	16518
40 x 78 x 10	HMSA7	R	15948	42 x 62 x 8	HMS4	R	▲ 16521
40 x 80 x 8	† CRW1	R	15870	42 x 62 x 10	HMS4	R	16529
40 x 80 x 10	HMS4	R	▲ 15872	42 x 62 x 7	HMSA7	R	16616
40 x 80 x 10	HMSA7	R	15939	42 x 62 x 7	HMS4	R	16628
40 x 80 x 10	HMS4	V	15871	42 x 64 x 6	HMA1	R	16522
40 x 80 x 10	HMSA7	V	15873	42 x 65 x 8	† CRW1	R	16525
40 x 80 x 12	HMSA7	R	15877	42 x 65 x 8	† CRW1	V	16527
40 x 90 x 8	† CRW1	R	▲ 15890	42 x 65 x 10	HMS4	R	▲ 16537
40 x 90 x 10	HMS48	R	15944	42 x 65 x 12	HMSA7	R	16534
40 x 90 x 12	HMSA79	R	15945	42 x 66 x 10	HMSA7	P	16528
41 x x 12.7	SSLEEVE		99163	42 x 67 x 10	HMSA7	P	16565
	SHAFT RANGE 40.84MM - 41.00MM				W/ENCAPSULATED SPRING		
41 x 53 x 7	† CRW1	R	▲ 16032	42 x 68 x 10	HMS4	R	16552
41 x 55 x 8	† CRW1	R	▲ 16034	42 x 70 x 12	CRSH11	R	16605
41 x 56 x 7	HMS4	R	▲ 550232	42 x 70 x 10	HMSA7	R	16615
41 x 62 x 12	D8	P	16043	42 x 72 x 8	† CRW1	V	16554
41 x 62 x 8	† CRW1	R	16041	42 x 72 x 8	† CRW1	R	16555
42 x x 11.303	SSLEEVE		99166	42 x 72 x 8	HMS4	R	▲ 16558
	SHAFT RANGE 41.84MM - 42.00MM			42 x 72 x 12	CRS12	R	16609
42 x x 14.3	SSLEEVE		99169	42 x 72 x 8	HMSA7	R	16553
	SHAFT RANGE 41.84MM - 42.00MM			42 x 72 x 10	HMS4	R	16561
42 x 50 x 4	HMSA7	R	16480	42 x 72 x 10	HMSA7	R	16647
42 x 52 x 4	HM4	R	16483	42 x 80 x 10	HMS4	R	16617
42 x 55 x 7	HMSA3	R	550237				
42 x 55 x 6	HM1	R	16502				

Complete size listing — Metric

Metric size shaft x bore x width	Type and style	Lip code	Stock no.	Metric size shaft x bore x width	Type and style	Lip code	Stock no.
42.88 x 63.55 x 21.209	† KIT	R	480168	45 x 58 x 9	CRSA1	R	17784
	SPEEDI-SLEEVE & SEAL KIT			45 x 58 x 7	HMS46	R	17812
43 x x 12.7	SSLEEVE		99182	45 x 58 x 7	HMS4	R	▲ 17728
	SHAFT RANGE 42.84MM - 43.00MM			45 x 58 x 7	HMSA7	R	17908
43 x 54 x 7.5	CRSA1	R	▲ 16892	45 x 60 x 10	HMSA7	R	17688
43 x 55 x 8	HMA3	R	▲ 550228	45 x 60 x 8	† CRW1	R	17750
43 x 57 x 8	† CRW1	R	16895	45 x 60 x 8	† CRW1	V	17752
43 x 60 x 8	† CRW1	R	16897	45 x 60 x 7	HMSA7	R	17729
43 x 60 x 10	HMS4	R	16937	45 x 60 x 7	HMS4	R	▲ 17741
43 x 60 x 10	HMSA7	R	16942	45 x 60 x 8	HMSA7	R	17730
43 x 60 x 9	HMSA7	R	16984	45 x 60 x 8	HMS4	R	▲ 17740
	W/CW HELIX FROM AIR SIDE			45 x 60 x 10	HMS4	R	17732
43 x 62 x 8	HMSA7	P	16898	45 x 60 x 9	HMSA7	R	17690
43 x 62 x 10	CRSH1	R	16939	45 x 62	MVR1	R	MVR1-45
43 x 65 x 12	† HMSA2	R	▲ 550244	45 x 62 x 7	HMSA7	R	17911
43 x 69 x 8	† CRW1	R	16905	45 x 62 x 10	HMSA7	R	17912
43 x 72 x 10	CRSH11	R	16936	45 x 62 x 7	HMS4	R	17742
43 x 73 x 8	† CRW1	R	16914	45 x 62 x 8	HMSA7	R	17738
44 x 60 x 8	† CRW1	R	▲ 17139	45 x 62 x 8	† CRWA1	V	17753
44 x 60 x 8	CRW1	V	17142	45 x 62 x 8	† CRW1	R	17754
44 x 60 x 10	HMS4	R	17148	45 x 62 x 10	HMS4	R	17736
44 x 60 x 9	HMSA7	R	17143	45 x 62 x 8	HMS4	R	▲ 17790
44 x 62 x 10	HMS4	R	17335	45 x 62 x 9	HMS4	R	17749
44 x 62 x 8	† CRW1	R	▲ 17149	45 x 62 x 12	HMS45	R	17845
44 x 62 x 10	HMSA7	R	17324	45 x 63	MVR2	R	MVR2-45
44 x 65 x 8	† CRW1	R	17160	45 x 63 x 7.7	HMS4	S	17679
44 x 65 x 10	HMS4	R	17168	45 x 65 x 10	HMSA7	R	17868
44 x 68 x 8	† CRW1	V	17166	45 x 65 x 5	HM1	R	▲ 17757
44 x 70 x 8	† CRW1	R	17179	45 x 65 x 8	HMS4	R	▲ 17734
44 x 72 x 8	† CRW1	R	17184	45 x 65 x 8	† CRW1	R	17759
44 x 72 x 12	CRSH11	R	17347	45 x 65 x 8	† CRW1	V	17762
44 x 72 x 10	HMS4	R	17186	45 x 65 x 7	HMSA7P2	R	17873
44.45 x 60.3 x 14.3	† KIT	R	480173	45 x 65 x 8	HMSA7	R	17717
	SPEEDI-SLEEVE & SEAL KIT			45 x 65 x 10	HMS4	R	17764
44.45 x 69.04 x 14.3	KIT	R	480176	45 x 66 x 6	HMS46	R	17874
	SPEEDI-SLEEVE & SEAL KIT			45 x 68 x 7	HMSA7	R	17694
44.86 x 61.26 x 14.3	† KIT	R	480177	45 x 68 x 8	† CRW1	R	▲ 17766
	SPEEDI-SLEEVE & SEAL KIT			45 x 68 x 8	† CRW1	V	17767
45 x x 7	VR1	R	400450	45 x 68 x 8	† CRWA1	R	550294
	SHAFT RANGE 43.00MM - 48.00MM			45 x 68 x 12	† HMSA1	R	17255
45 x x 7	VR1	V	400454	45 x 68 x 10	HMS4	R	17769
	SHAFT RANGE 43.00MM - 48.00MM			45 x 68 x 12	HMS4	R	17952
45 x x 11	VR2	R	400451	45 x 68 x 12	HMSA7	R	17954
	SHAFT RANGE 43.00MM - 48.00MM			45 x 68 x 9	HMSA7	R	17758
45 x x 11	VR2	V	400455	45 x 68 x 10	HMSA7	R	17925
	SHAFT RANGE 43.00MM - 48.00MM			45 x 70 x 10	HMSA7	R	16619
45 x x 13.995	SSLEEVE		99177	45 x 70 x 12	HMSA7	R	17785
	SHAFT RANGE 44.93MM - 45.09MM			45 x 72 x 8	HMSA7	R	17927
45 x x 16.866	GSLEEVE		99830	45 x 72 x 8	HMA22	R	17818
	SHAFT RANGE 44.933 - 45.085MM			45 x 72 x 8	† CRW1	V	17773
45 x 52 x 4	HM4	R	17692	45 x 72 x 8	HMS4	R	▲ 17774
45 x 55 x 4	HM4	R	17904	45 x 72 x 8	† CRW1	R	17778
45 x 55 x 4	HMS4	R	17945	45 x 72 x 10	HMS4	R	17776
45 x 55 x 4	HMSA7	R	17948	45 x 72 x 7	HMS4	R	17703
45 x 55 x 7	HMSA7	R	17809	45 x 72 x 10	HMSA7	R	17795
45 x 55 x 7	HMS4	R	17937				
45 x 55 x 7	HMSA7	R	17939				

Bold numbers are preferred designs
▲ WasteWatcher numbers

† Includes Bore-Tite on O.D.

Complete size listing — Metric

Metric size shaft x bore x width	Type and style	Lip code	Stock no.	Metric size shaft x bore x width	Type and style	Lip code	Stock no.
45 x 72 x 12	HMSA7	R	17744	48 x 65 x 8	† CRW1	R	18965
45 x 75 x 10	HMSA7	R	17933	48 x 65 x 8	† CRW1	V	18966
45 x 75 x 8	† CRW1	R	▲ 17782	48 x 65 x 7	HMA2	R	550225
45 x 75 x 8	† CRW1	V	17783	48 x 65 x 10	HMSA7	R	18951
45 x 75 x 7	HMSA7	R	17906	48 x 65 x 10	HMS4	R	▲ 18967
45 x 75 x 8	HMSA7	R	17929	48 x 68 x 8	† CRW1	R	18968
45 x 75 x 10	HMS4	R	17713	48 x 68 x 10	HMS4	R	▲ 18952
45 x 75 x 8	HMS4	R	17928	48 x 68 x 10	HMSA7	R	18953
45 x 78 x 10	HMS4	R	17786	48 x 70 x 9	CRSA1	R	18921
45 x 80 x 8	† CRW1	R	17791	48 x 70 x 8	† CRW1	R	▲ 18970
45 x 80 x 10	HMS4	R	▲ 17794	48 x 70 x 8	† CRW1	V	18971
45 x 80 x 13	HMS46	R	17898	48 x 70 x 10	HMS47	R	18919
45 x 80 x 10	HMSA7	R	17798	48 x 72 x 10	HMSA7	R	19007
45 x 85 x 10	HMSA7	R	17935	48 x 72 x 8	† CRW1	R	18972
45 x 85 x 13	CRSH11	R	17900	48 x 72 x 8	† CRW1	V	18973
45 x 85 x 8	† CRW1	R	17796	48 x 72 x 7	HMS4	R	19028
45 x 85 x 10	HMS4	R	▲ 17797	48 x 72 x 8	HMSA7	R	19021
45 x 100 x 10	HMS46	R	17901	48 x 72 x 12	HMS46	R	18935
45 x 100 x 10	HMSA7	R	17941	48 x 72 x 8	HMS4	R	▲ 18976
46 x 59 x 12	HMA10	R	▲ 17909	48 x 72 x 10	HMS4	R	18977
46 x 60 x 8	† CRW1	R	17910	48 x 72 x 7	HMSA7	R	19002
46 x 65 x 8	† CRW1	R	17930	48 x 74 x 10	HMSA7	R	18974
46 x 65 x 10	HMS47	R	18113	48 x 80 x 10	HMS48	R	18989
46 x 68 x 8	† CRW1	R	17950	48 x 80 x 8	† CRW1	R	▲ 18981
46 x 72 x 8	† CRW1	R	17975	48 x 80 x 13	CRSH11	R	18940
46 x 73 x 8	† CRW1	R	17980	48 x 90 x 10	HMS4	R	19003
46 x 80 x 10	CRSH11	R	18118	49 x 65 x 10	HMS46	R	19290
47 x 60 x 7	† CRW1	R	18447	49 x 68 x 10	CRSH13	R	19292
47 x 62 x 8	† CRW1	R	18450	49 x 68 x 7	HMSA7	V	19092
47 x 65 x 12	CRSH13	R	18500	50 x x 7	VR1	R	400500
47 x 65 x 10	HMS4	R	▲ 18467	SHAFT RANGE 48.00MM - 53.00MM			
47 x 70 x 12	CRSH11	R	18501	50 x x 7	VR1	V	400504
47 x 70 x 10	HMSA7	R	18480	SHAFT RANGE 48.00MM - 53.00MM			
47 x 72 x 6	HMA85	R	18727	50 x x 11	VR2	R	400501
47 x 72 x 8	† CRW1	R	▲ 18485	SHAFT RANGE 48.00MM - 53.00MM			
47 x 72 x 10	CRSH11	R	18502	50 x x 11	VR2	V	400505
47.45 x 63.96 x 22.581	† KIT	P	480184	SHAFT RANGE 48.00MM - 53.00MM			
SPEEDI-SLEEVE & SEAL KIT				50 x x 14	SSLEEVE		99196
47.63 x 65.05 x 14.3	† KIT	P	480185	SHAFT RANGE 49.91MM - 50.07MM			
SPEEDI-SLEEVE & SEAL KIT				50 x 58 x 4	HM4	R	19590
47.63 x 65.05 x 14.3	KIT	P	480186	50 x 60 x 7	HMSA7	R	19584
SPEEDI-SLEEVE & SEAL KIT				50 x 60 x 7	HMS4	R	19581
47.63 x 70.1 x 14.3	† KIT	S	480187	50 x 62 x 5	HMS4	R	19589
SPEEDI-SLEEVE & SEAL KIT				50 x 62 x 5	HM4	R	19595
47.904 x 72 x 11.43	HMSA21	V	18868	50 x 62 x 5	HMSA7	R	19597
W/CCW HELIX AND 270 DEG SPRING				50 x 62 x 10	HMS4	R	19587
48 x x 14	SSLEEVE		99189	50 x 62 x 10	HMSA7	R	19592
SHAFT RANGE 47.93MM - 48.09MM				50 x 62 x 7	CRS1	R	19602
48 x 58 x 4	HM4	R	18997	50 x 62 x 10	CRS1	R	19629
48 x 62 x 8	HMS4	R	▲ 18958	50 x 62 x 7	HMSA7	R	19603
48 x 62 x 8	† CRW1	R	18962	50 x 62 x 7	HMS4	R	▲ 19622
48 x 62 x 8	† CRW1	P	18963	50 x 64 x 6.5	HMSA7	R	▲ 19604
48 x 62 x 8	HMSA7	R	18955	50 x 64 x 10	HMSA7	R	19688
48 x 62 x 8	HMSA7	V	18956	50 x 65 x 7.1	SC	R	522374
48 x 62 x 8	HMS4	V	18957	50 x 65 x 10	HMS4	R	19714
48 x 63 x 11	HMSA7	R	550280				

Complete size listing — Metric

Metric size shaft x bore x width	Type and style	Lip code	Stock no.	Metric size shaft x bore x width	Type and style	Lip code	Stock no.
50 x 65 x 10	HMSA7	R	19637	50 x 85 x 8	† CRW1	R	19674
50 x 65 x 8	HMS4	R	▲ 19600	50 x 85 x 13	CRSH1	R	19878
50 x 65 x 8	HMSA7	R	19601	50 x 85 x 10	HMS4	R	19675
50 x 65 x 8	† CRW1	R	19605	50 x 87 x 11	HMSA92	P	19650
50 x 65 x 8	† CRW1	V	19606	50 x 90 x 13	CRSH13	R	19894
50 x 65 x 9	HMSA7	R	19681	50 x 90 x 10	HMSA7	R	19927
50 x 68 x 8	† CRW1	R	19608	50 x 90 x 8	† CRW1	R	▲ 19684
50 x 68 x 8	† CRW1	V	19611	50 x 90 x 8	† CRW1	V	19686
50 x 68 x 10	HMS4	R	19618	50 x 90 x 10	HMS4	R	19687
50 x 68 x 10	HMSA7	R	19619	50.29 x 85.62 x 14.3	† KIT	V	20146
50 x 68 x 7	HMSA7P2	R	19710	SEE KIT SECTION			
50 x 68 x 6.5	HMSA7	R	19621	50.8 x 69.72 x 14.3	KIT	S	480198
50 x 68 x 8	HMSA7	R	19564	SPEEDI-SLEEVE & SEAL KIT			
50 x 68 x 8	HMS4	V	19614	51 x 63 x 6	HMA2	R	▲ 20205
50 x 68 x 8	HMS4	R	▲ 19616	51 x 65 x 7	† CRWA1	R	▲ 20210
50 x 68 x 9	HMS4	R	19598	51 x 73 x 8	† CRWA1	R	20255
50 x 70	MVR1	R	MVR1-50	51 x 80 x 9.53	† CRW1	R	20275
50 x 70 x 8	† CRW1	R	▲ 19630	51 x 81 x 9.53	† CRWH1	R	20280
50 x 70 x 8	† CRW1	V	19631	51 x 81 x 9.53	† CRWHA1	R	20281
50 x 70 x 10	HMSA7	R	19723	51 x 92 x 11.13	† CRWH1	R	20292
50 x 70 x 10	HMS4	R	▲ 19632	52 x x 12.7	SSLEEVE		99204
50 x 70 x 10	HMSA7	V	19634	SHAFT RANGE 51.81MM - 52.00MM			
W/STAINLESS STEEL SPRING				52 x 62 x 7	HMSA7	R	20400
50 x 72	MVR2	R	MVR2-50	52 x 63 x 8	HMSA7	P	20405
50 x 72 x 8	† CRW1	R	19640	52 x 65 x 9	HMSA7	R	20408
50 x 72 x 8	† CRW1	V	19641	52 x 66 x 9	HMS4	R	20434
50 x 72 x 7	HMSA7P2	R	19728	52 x 68 x 10	HMSA7	R	20478
50 x 72 x 8	HMS4	V	19636	52 x 68 x 8	† CRW1	R	20421
W/STAINLESS STEEL SPRING				52 x 68 x 8	† CRW1	V	20424
50 x 72 x 8	HMS4	R	▲ 19638	52 x 68 x 8	HMS4	R	▲ 20426
50 x 72 x 10	HMS4	R	19645	52 x 68 x 8	HMSA7	R	20466
50 x 72 x 8	HMSA7	R	19646	52 x 69 x 10	HMS4	R	20415
50 x 72 x 10	HMSA7	R	19649	52 x 70 x 8	† CRW1	R	▲ 20430
50 x 72 x 12	HMSA7	R	19652	52 x 72 x 10	HMSA7	R	20507
50 x 72 x 12	HMS4	R	19715	52 x 72 x 8	† CRWA1	V	20435
50 x 72 x 9	HMS4	R	19648	52 x 72 x 8	† CRW1	R	20440
50 x 75 x 8	† CRWA1	R	19654	52 x 72 x 8	† CRW1	V	20441
50 x 75 x 9	CRS11	R	19741	52 x 72 x 12	CRSA13	R	20479
50 x 75 x 10	HMS4	R	▲ 19655	52 x 72 x 8	HMSA7	R	20437
50 x 75 x 10	HMSA7	R	19657	52 x 72 x 12	HMS45	R	20481
50 x 75 x 12	HMSA7	R	19683	52 x 72 x 8	HMS4	R	▲ 20444
50 x 78 x 13	CRSH13	R	19791	52 x 72 x 10	HMS4	R	20442
50 x 78 x 10	HMS47	R	19903	52 x 72 x 10	HMSA7	V	20443
50 x 80 x 10	HMSA7	R	19925	W/STAINLESS STEEL SPRING			
50 x 80 x 8	HMSA7	R	19662	52 x 75 x 10	HMS46	R	20488
50 x 80 x 8	† CRW1	R	19664	52 x 75 x 12	HMS4	R	20453
50 x 80 x 8	† CRW1	V	19666	52 x 80 x 13	CRS15	R	20491
50 x 80 x 8	HMS4	R	▲ 19665	52 x 80 x 10	HMS4	R	20473
50 x 80 x 10	HMS4	R	19663	52 x 85 x 8	† CRW1	R	20490
50 x 80 x 10	HMS4	V	19669	52 x 85 x 10	HMS4	R	▲ 20495
W/STAINLESS STEEL SPRING				53 x 68 x 8	CRW1	V	20904
50 x 80 x 13	HMS4	R	19667	53 x 68 x 10	HMS4	R	20905
50 x 82 x 8	† CRWA1	R	19668	53 x 72 x 12	CRSH11	R	20872
				53 x 80 x 13	CRSH13	R	20873

Bold numbers are preferred designs
▲ WasteWatcher numbers

† Includes Bore-Tite on O.D.

Complete size listing — Metric

Metric size shaft x bore x width	Type and style	Lip code	Stock no.	Metric size shaft x bore x width	Type and style	Lip code	Stock no.
53.086 x 71.298 x 8.915	HMS4	P	20902	55 x 75 x 8	† CRW1	V	21626
54 x x 19.837	GSLEEVE		99836	55 x 75 x 10	HMS4	R	▲ 21627
	SHAFT RANGE 53.95MM - 54.10MM			55 x 75 x 10	HMSA7	R	21634
54 x x 12.7	SSLEEVE		99210	55 x 77	MVR2	R	MVR2-55
	SHAFT RANGE 53.92MM - 54.06MM			55 x 78 x 9	HMS1	R	21630
54 x x 19.84	SSLEEVE		99212				
	SHAFT RANGE 53.95MM - 54.11MM			55 x 78 x 13	CRSH11	R	21717
54 x 65 x 8	† CRW1	R	▲ 21040	55 x 78 x 8	HMSA7	R	21747
				55 x 78 x 10	HMS4	R	21631
54 x 65 x 8	† CRW1	V	21041	55 x 78 x 8	HMS4	R	21744
54 x 70 x 8	HMSA7	P	21290	55 x 78 x 12	HMSA7	R	21632
54 x 70 x 10	CRS13	R	21261				
54 x 70 x 12	CRSH13	R	21262	55 x 80 x 10	HMSA7	R	21699
54 x 72 x 10	HMSA7	R	21318	55 x 80 x 8	HMS4	R	▲ 21637
				55 x 80 x 8	HMSA7	R	21638
54 x 73 x 11	† CRW1	R	▲ 21320	55 x 80 x 8	† CRW1	R	21640
54 x 73 x 11.13	† CRWA1	R	21324	55 x 80 x 8	† CRW1	V	21641
54 x 80 x 13	CRSH13	R	21273				
54 x 80 x 10	CRSH1	R	21283	55 x 80 x 10	HMS4	R	21642
54 x 81 x 9.53	† CRWA1	R	▲ 21345	55 x 80 x 13	HMS4	R	21645
				55 x 80 x 12	HMS4	R	21644
54 x 85 x 10	HMS4	R	21361	55 x 82 x 10	† HM3	R	550241
55 x x 7	VR1	R	400550	55 x 82 x 12	HMS4	R	21651
	SHAFT RANGE 53.00MM - 58.00MM						
55 x x 7	VR1	V	400554	55 x 85 x 10	HMSA7	R	21732
	SHAFT RANGE 53.00MM - 58.00MM			55 x 85 x 8	† CRW1	R	21660
55 x x 11	VR2	R	400551	55 x 85 x 13	HMS47	R	21709
	SHAFT RANGE 53.00MM - 58.00MM			55 x 85 x 8	HMS4	R	▲ 21661
55 x x 11	VR2	V	400555	55 x 85 x 10	HMS4	R	21668
	SHAFT RANGE 53.00MM - 58.00MM						
55 x x 19.99	SSLEEVE		99215	55 x 85 x 14	HMS4	R	21633
	SHAFT RANGE 54.91MM - 55.07MM			55 x 90 x 8	† CRW1	R	▲ 21670
55 x 68 x 8	HMS4	R	▲ 21603	55 x 90 x 10	HMSA7	R	21711
55 x 68 x 8	HMSA7	R	21648	55 x 90 x 10	HMS4	R	▲ 21671
55 x 70 x 10	HMS4	R	21646	55 x 90 x 13	HMS4	R	21673
55 x 70 x 10	HMSA7	R	21643				
				55 x 100 x 13	CRSH13	R	21716
55 x 70 x 8	† CRW1	R	21610	55 x 100 x 8	† CRW1	R	▲ 21685
55 x 70 x 8	† CRW1	V	21611	55 x 100 x 12	HMS4	R	21693
55 x 70 x 8	HMS4	R	▲ 21612	55.58 x 80.98 x 19.837	KIT	R	480219
55 x 70 x 8	HMSA7	R	21656		SPEEDI-SLEEVE & SEAL KIT		
55 x 70 x 8	HMSA7	V	21613	56 x x 12.7	SSLEEVE		99220
	W/STAINLESS STEEL SPRING				SHAFT RANGE 55.81MM - 56.00MM		
55 x 70 x 9	HMSA7	R	21615	56 x 69 x 7.1	SC	R	527664
55 x 72 x 8	HMSA7	R	21723	56 x 70 x 8	HMS4	R	▲ 22015
55 x 72 x 10	HMSA7	R	21727	56 x 70 x 8	CRS11	R	22051
55 x 72 x 8	HMSA7	V	21667	56 x 72 x 9	† HMS1	R	22020
55 x 72 x 8	† CRW1	R	21620	56 x 72 x 10	CRSH11	R	22059
55 x 72 x 8	† CRW1	V	21621	56 x 72 x 8	HMS4	R	▲ 22018
55 x 72 x 8	HMS4	R	▲ 21623	56 x 72 x 8	HMSA7	R	22038
55 x 72 x 10	HMS4	R	21624	56 x 75 x 8	† CRW1	R	▲ 22030
55 x 72 x 7	HMSA7P2	R	21664	56 x 78 x 10	HMS1	R	22040
55 x 72 x 8	HMS4	V	21619	56 x 80 x 13	CRSH11	R	22067
	W/STAINLESS STEEL SPRING						
55 x 72 x 9	HMSA7	R	21629	56 x 80 x 8	HMS4	R	▲ 22053
55 x 73 x 8	† CRW1	V	21622	56 x 82 x 8	† HMSA27	R	22060
55 x 75	MVR1	R	MVR1-55	56 x 82 x 8	HMSA7	R	22074
55 x 75 x 12	HMS4	R	21682	56 x 85 x 8	HMS4	R	▲ 22071
55 x 75 x 8	† CRW1	R	21625	57 x x 11.91	VR1	R	400578
					SHAFT RANGE 53.00MM - 58.00MM		

Complete size listing — Metric

Metric size shaft x bore x width	Type and style	Lip code	Stock no.	Metric size shaft x bore x width	Type and style	Lip code	Stock no.
57 x 72 x 10	CRSH1	R	22453	60 x 75 x 8	HMSA7	R	23427
57 x 80 x 12	CRSH11	R	22457	60 x 75 x 8	† CRW1	R	23429
57 x 81 x 11	† CRW1	R	22240	60 x 75 x 8	† CRW1	V	23430
57 x 81 x 11	† CRWA1	P	22245	60 x 75 x 8	HMSA7	V	23428
57 x 85 x 10	CRSH11	R	22458	60 x 75 x 9	W/STAINLESS STEEL SPRING HMS4	R	23433
57 x 85 x 13	HMSA7	R	22469	60 x 75 x 10	HMSA7	R	23431
57 x 90 x 13	CRS13	R	22463	60 x 78 x 9	† CRS1	R	23435
57 x 90 x 13	CRSH11	R	22467	60 x 78 x 9	HMSA7	R	23436
57 x 92 x 11	† CRWH1	R	22260	60 x 80	MVR1	R	MVR1-60
57 x 92 x 11	† CRWHA1	R	22262	60 x 80 x 8	HMSA7	R	23697
57.15 x 82.58 x 12.7	† KIT SEE KIT SECTION	V	22562	60 x 80 x 8	HMS4	V	23715
58 x x 19.837	SSLEEVE SHAFT RANGE 57.91MM - 58.06MM		99219	60 x 80 x 10	CRSHA1	R	23639
58 x 72 x 8	HMSA7	R	22804	60 x 80 x 8	† CRW1	R	23440
58 x 72 x 8	† CRW1	R	22815	60 x 80 x 8	† CRW1	V	23441
58 x 72 x 8	† CRW1	S	22818	60 x 80 x 7	HMSA71	R	23636
58 x 72 x 8	HMS4	V	22813	60 x 80 x 8	HMS4	R	▲ 23439
58 x 72 x 8	HMS4	R	▲ 22816	60 x 80 x 8	HMSA7	V	23444
58 x 75 x 8	† CRW1	R	▲ 22822	60 x 80 x 10	W/STAINLESS STEEL SPRING HMSA7	R	23438
58 x 75 x 11	HMS4	R	22824	60 x 80 x 10	HMS4	R	23442
58 x 75 x 9	HMSA7	R	22823	60 x 80 x 13	HMS4	R	23443
58 x 78 x 8	HMSHA1	R	22811	60 x 80 x 12	HMS4	R	23414
58 x 80 x 8	† CRW1	R	22832	60 x 80 x 12	HMSA7	R	23619
58 x 80 x 8	† CRW1	V	22833	60 x 82	MVR2	R	MVR2-60
58 x 80 x 10	HMS4	R	22831	60 x 82 x 8	† CRWA1	R	▲ 23445
58 x 80 x 8	HMS4	R	▲ 22827	60 x 82 x 12	HMSA7	R	23456
58 x 80 x 10	HMSA7	R	22834	60 x 82 x 9	HMSA7	R	24627
58 x 80 x 12	HMSA7	R	22828	60 x 85 x 10	HMSA7	R	23462
58 x 85 x 8	† CRW1	R	22849	60 x 85 x 8	† CRW1	V	23447
58 x 85 x 13	CRSH1	R	22866	60 x 85 x 8	† CRW1	R	23449
58 x 85 x 10	HMS4	R	▲ 22851	60 x 85 x 8	HMSA7	R	23452
58 x 90 x 13	CRSH13	R	22862	60 x 85 x 10	HMS4	R	23453
58 x 90 x 8	† CRW1	R	22869	60 x 85 x 13	HMS46	R	23818
58 x 90 x 10	HMSA7	R	22875	60 x 85 x 8	HMS4	R	▲ 23451
59 x 75 x 9.11	HMSA29	R	▲ 23278	60 x 85 x 12	HMS4	R	23454
59.13 x 76.2 x 19.05	KIT SPEEDI-SLEEVE & SEAL KIT	P	480233	60 x 90 x 10	HMSA7	R	23475
60 x x 7	VR1	R	400600	60 x 90 x 8	HMSA7	R	23747
60 x x 7	SHAFT RANGE 58.00MM - 63.00MM VR1	V	400604	60 x 90 x 10	CRSH1	R	23789
60 x x 11	VR2	R	400601	60 x 90 x 8	† CRW1	R	23465
60 x x 11	SHAFT RANGE 58.00MM - 63.00MM VR2	V	400605	60 x 90 x 8	HMS4	R	▲ 23467
60 x x 9.4	SSLEEVE SHAFT RANGE 59.92MM - 60.08MM		99241	60 x 90 x 13	HMS48	R	23787
60 x x 20	SSLEEVE SHAFT RANGE 59.91MM - 60.07MM		99235	60 x 90 x 10	HMS4	R	23466
60 x 70 x 7	CRS1	R	23618	60 x 90 x 14	HMS4	R	23471
60 x 72 x 8	HMS4	R	23425	60 x 95 x 13	CRSH13	R	23822
60 x 75 x 7.1	SC	R	522281	60 x 95 x 8	HMSA7	R	23476
60 x 75 x 8	OD IS 75MM / BORE IS 74.88MM HMS4	R	▲ 23426	60 x 95 x 10	HMSA7	R	▲ 23468
				60 x 100 x 10	HMS4	R	23799
				60 x 105 x 8	† CRW1	R	23486
				60 x 110 x 13	HMS46	R	23804
				60 x 110 x 8	† CRW1	R	▲ 23488
				62 x x 12.7	SSLEEVE SHAFT RANGE 61.85MM - 62.01MM		99242

Bold numbers are preferred designs
▲ WasteWatcher numbers

† Includes Bore-Tite on O.D.

Complete size listing — Metric

Metric size shaft x bore x width	Type and style	Lip code	Stock no.	Metric size shaft x bore x width	Type and style	Lip code	Stock no.
62 x x 12.7	SSLEEVE		99244	65 x 85 x 10	CRSH12	R	25596
SHAFT RANGE 61.81MM - 62.00MM				65 x 85 x 8	† CRW1	R	▲ 25420
62 x 75 x 10	CRS1	R	24600	65 x 85 x 8	† CRW1	V	25421
62 x 80 x 8	† CRW1	R	▲ 24620	W/STAINLESS STEEL SPRING			
62 x 80 x 10	HMS4	R	24626	65 x 85 x 8	HMS4	R	25396
62 x 85 x 8	† CRW1	R	▲ 24635	65 x 85 x 8	HMSA7	R	25398
62 x 85 x 10	HMSA7	R	24639	65 x 85 x 12	HMS4	R	25400
62 x 85 x 10	HMS4	R	▲ 24638	65 x 85 x 13	HMSA7	R	25581
62 x 85 x 10	HMSA7	R	24640	65 x 85 x 10	HMS4	R	▲ 25422
62 x 85 x 12	HMS4	R	24645	65 x 85 x 10	HMSA7	R	25424
62 x 90 x 13	CRS13	R	24432	65 x 85 x 12	HMSA7	R	25588
62 x 90 x 8	† CRW1	R	24659	65 x 87	MVR2	R	MVR2-65
62 x 90 x 11.13	† CRWH1	R	24661	65 x 88 x 8	† CRW1	R	▲ 25425
62 x 90 x 10	HMS4	R	▲ 24662	65 x 88 x 10	HMSA7	R	25438
62 x 90 x 10	HMSA7	V	24665	65 x 88 x 12	HMSA7	R	25433
W/STAINLESS STEEL SPRING				65 x 90 x 13	CRSA13	R	25605
62 x 95 x 13	CRS13	R	24433	65 x 90 x 12	HMS4	R	25586
62 x 100 x 12	HMS4	R	▲ 24678	65 x 90 x 8	† CRW1	R	▲ 25430
63 x 78 x 8	† CRW1	R	24710	65 x 90 x 8	† CRW1	V	25431
63 x 80 x 8	† CRW1	R	24725	65 x 90 x 13	HMSA7	R	25573
63 x 80 x 9	HMSA7	R	24729	65 x 90 x 10	HMSA7	V	25426
63 x 85 x 8	† CRW1	R	▲ 24755	W/STAINLESS STEEL SPRING			
63 x 85 x 10	HMS4	R	24758	65 x 90 x 10	HMS4	V	25427
63 x 88 x 8	† CRW1	R	24770	65 x 90 x 10	HMS4	R	▲ 25428
63 x 90 x 12	CRSH11	R	24808	65 x 90 x 10	HMSA7	R	25429
63 x 90 x 10	HMS4	R	24788	65 x 90 x 13	HMS4	R	25434
63.5 x 82.58 x 19.837	KIT	R	480250	65 x 92 x 11.13	† CRWH1	R	25432
SPEEDI-SLEEVE & SEAL KIT				65 x 95 x 10	HMS4	R	▲ 25436
63.5 x 88.9 x 19.837	KIT	R	480249	65 x 95 x 14	HMSA7	R	25437
SPEEDI-SLEEVE & SEAL KIT				65 x 100 x 13	CRSA12	R	25633
64 x 80 x 13	CRSH11	R	25203	65 x 100 x 8	† CRW1	R	▲ 25440
64 x 80 x 8	HMS4	R	▲ 25185	65 x 100 x 8	† CRW1	V	25441
64 x 85 x 10	CRSH13	R	25204	65 x 100 x 10	HMS4	R	▲ 25442
64 x 85 x 13	CRSH13	R	25205	65 x 100 x 10	HMSA7	R	25443
64 x 90 x 10	HMS46	R	25207	65 x 100 x 10	HMS4	V	25446
65 x x 7	VR1	R	400650	W/STAINLESS STEEL SPRING			
SHAFT RANGE 63.00MM - 68.00MM				65 x 110 x 10	† CRW1	R	25455
65 x x 7	VR1	V	400654	65 x 120 x 8	† CRW1	R	25465
SHAFT RANGE 63.00MM - 68.00MM				66 x x 19.84	SSLEEVE		99259
65 x x 10.414	VR1-SPL	R	400659	SHAFT RANGE 65.91MM - 66.07MM			
SHAFT RANGE 63.00MM - 68.00MM				66 x 80 x 8.9	CRSHA1	R	25965
65 x x 11	VR2	R	400651	66 x 85 x 10	CRSHA1	R	▲ 25968
SHAFT RANGE 63.00MM - 68.00MM				66 x 90 x 13	CRSH1	R	25979
65 x x 11	VR2	V	400655	66.68 x 92.02 x 19.837	† KIT	P	480260
SHAFT RANGE 63.00MM - 68.00MM				SPEEDI-SLEEVE & SEAL KIT			
65 x x 19.99	SSLEEVE		99254	66.68 x 112.73 x 19.837	KIT	R	480261
SHAFT RANGE 64.92MM - 65.08MM				SPEEDI-SLEEVE & SEAL KIT			
65 x x 20	GSLEEVE		99841	66.68 x 115.9 x 19.837	KIT	P	480262
SHAFT RANGE 64.922 - 65.075 MM				SPEEDI-SLEEVE & SEAL KIT			
65 x 75 x 8	HM102	R	25590	67 x 85 x 10	CRSH12	R	26381
65 x 80 x 8	HMSA7	R	25409	67 x 88 x 8	HMS4	P	26379
65 x 80 x 8	† CRW1	R	25410	67 x 90 x 13	CRSH11	R	26383
65 x 80 x 8	† CRW1	V	25514				
65 x 80 x 8	HMS4	R	▲ 25416				
65 x 82 x 10	HMS4	R	25417				
65 x 85	MVR1	R	MVR1-65				

Complete size listing — Metric

Metric size shaft x bore x width	Type and style	Lip code	Stock no.	Metric size shaft x bore x width	Type and style	Lip code	Stock no.
68 x x 19.05	SSLEEVE		99266	70 x 90	MVR1	R	MVR1-70
	SHAFT RANGE 67.81MM - 68.00MM			70 x 90 x 13	HMSA7	R	27640
68 x 85 x 8	† CRW1	R	▲ 26630	70 x 90 x 12	HMS4	R	27637
68 x 85 x 10	CRS1	R	26635	70 x 90 x 13	HMS4	R	27587
68 x 85 x 8	HMS4	V	26632	70 x 90 x 8	† CRW1	R	▲ 27740
	W/STAINLESS STEEL SPRING			70 x 90 x 10	† CRW1	V	27743
68 x 88 x 8	† CRW1	R	26640	70 x 90 x 10	† CRWHA1	P	27746
68 x 90 x 10	HMSA7	R	26649	70 x 90 x 7	HMSA7P2	R	27571
68 x 90 x 8	† CRW1	R	▲ 26650	70 x 90 x 10	HMS4	R	▲ 27739
68 x 90 x 8	† CRW1	V	26652	70 x 90 x 10	HMSA7	R	27741
68 x 90 x 10	HMS4	R	▲ 26648	70 x 90 x 12	HMSA7	R	27636
68 x 90 x 10	HMS4	V	26653	70 x 92	MVR2	R	MVR2-70
68 x 90 x 10	HMSA7	V	26657	70 x 92 x 11	† CRWH1	R	▲ 27748
68 x 90 x 12	HMS4	R	26651	70 x 92 x 11	† CRWH1	V	27749
68 x 95 x 10	† CRW1	R	▲ 26660	70 x 92 x 12	HMSA7	R	27750
68 x 95 x 10	† CRW1	V	26661	70 x 95 x 10	HMSA7	V	27598
68 x 95 x 13	HMS4	R	26665	70 x 95 x 10	† CRW1	R	27755
68 x 100 x 10	† CRW1	R	26670	70 x 95 x 10	HMS47	R	27596
68 x 100 x 10	HMS4	R	▲ 26673	70 x 95 x 10	HMS4	V	27757
68 x 100 x 13	HMSA7	R	26683		W/STAINLESS STEEL SPRING		
69 x 90 x 10	HMS47	R	27170	70 x 95 x 13	HMS4	R	▲ 27759
69.85 x 89.99 x 19.837	KIT	P	480273	70 x 95 x 13	HMSA7	R	27760
	SPEEDI-SLEEVE & SEAL KIT			70 x 100 x 10	HMSA7	R	27607
69.85 x 95.28 x 19.837	† KIT	P	480274	70 x 100 x 12	HMS4	R	27608
	SPEEDI-SLEEVE & SEAL KIT			70 x 100 x 10	HMS4	R	▲ 27768
69.85 x 98.45 x 19.837	KIT	P	480275	70 x 100 x 10	† CRW1	R	27770
	SPEEDI-SLEEVE & SEAL KIT			70 x 100 x 6	HMS46	R	27606
69.85 x 107.92 x 19.837	KIT	P	480278	70 x 100 x 10	HMS4	V	27773
	SPEEDI-SLEEVE & SEAL KIT			70 x 100 x 13	HMS4	R	27775
70 x x 9	VR1	R	400700	70 x 105 x 10	† CRW1	R	27785
	SHAFT RANGE 68.00MM - 73.00MM			70 x 105 x 13	HMS4	R	▲ 27783
70 x x 9	VR1	V	400704	70 x 110 x 10	HMS4	R	27788
	SHAFT RANGE 68.00MM - 73.00MM			70 x 110 x 10	HMSA7	R	27789
70 x x 13.5	VR2	R	400701	70 x 110 x 13	HMS4	R	27619
	SHAFT RANGE 68.00MM - 73.00MM			70 x 110 x 10	† CRW1	R	▲ 27790
70 x x 13.5	VR2	V	400705	70 x 110 x 12.7	CRWHA1	R	27791
	SHAFT RANGE 68.00MM - 73.00MM			70 x 110 x 12	HMS4	R	27792
70 x x 19.837	GSLEEVE		99844	70 x 110 x 8	HMS47	R	27620
	SHAFT RANGE 69.85MM - 70.00MM			72 x x 19.05	SSLEEVE		99284
70 x x 10.31	SSLEEVE		99272		SHAFT RANGE 71.81MM - 72.00MM		
	SHAFT RANGE 69.85MM - 70.01MM			72 x 86 x 7.5	HMSA7	R	28307
70 x x 19.84	SSLEEVE		99275	72 x 88 x 8	† CRW1	R	28310
	SHAFT RANGE 69.85MM - 70.01MM			72 x 90 x 10	HMSA7	R	28331
70 x x 19.99	SSLEEVE		99276	72 x 90 x 10	HMS4	R	▲ 28330
	SHAFT RANGE 69.92MM - 70.08MM			72 x 95 x 13	CRS13	R	28362
70 x x 28.58	SSLEEVE		99269	72 x 95 x 10	HMS4	R	▲ 28341
	SHAFT RANGE 69.85MM - 70.01MM			72 x 100 x 10	HMS4	R	▲ 28354
70 x 85 x 8	† CRW1	R	27710	72 x 100 x 12	HMS4	R	28358
70 x 85 x 8	HMS4	R	▲ 27714	72 x 105 x 13	CRSA13	R	28375
70 x 85 x 7	HMSA7	R	27719	73 x x 19.84	SSLEEVE		99287
70 x 85 x 8	HMSA7	R	27715		SHAFT RANGE 72.97MM - 73.13MM		
70 x 85 x 7	HMS4	R	27721	73 x x 19.837	GSLEEVE		99846
70 x 88 x 8	† CRW1	R	▲ 27725		SHAFT RANGE 72.97MM - 73.12MM		
70 x 88 x 8	† CRW1	V	27726	73 x 90 x 8	HMSA27	R	28325
70 x 88 x 12	HMS4	R	27727				

Bold numbers are preferred designs
▲ WasteWatcher numbers

† Includes Bore-Tite on O.D.

Complete size listing — Metric

Metric size shaft x bore x width	Type and style	Lip code	Stock no.	Metric size shaft x bore x width	Type and style	Lip code	Stock no.
73 x 92 x 11.13	† CRWH1	R	28612	75 x 110 x 13	CRS13	R	29568
73 x 95 x 10	CRSH13	R	28740	75 x 110 x 12	HMS4	R	▲ 29575
73 x 100 x 13	CRSH11	R	28744	75 x 115 x 12	† CRW1	R	▲ 29585
73 x 110 x 11.13	† CRWA1	P	28622	75 x 115 x 13	CRSH1	R	29582
74 x 90 x 10	HMS46	R	29132	75 x 120 x 12	HMS4	R	▲ 29587
74 x 95 x 10	CRSH13	R	29133	76 x x 20.65	SSLEEVE		99299
74 x 95 x 10	HMS48	R	29134	SHAFT RANGE 75.94MM - 76.10MM			
74 x 100 x 13	CRSH1	R	29129	76 x x 14.3	SSLEEVE		99298
74.63 x 100.03 x 19.837	KIT	P	480293	SHAFT RANGE 75.94MM - 76.10MM			
74.63 x 101.68 x 19.837	SPEEDI-SLEEVE & SEAL KIT			76 x 95 x 10	CRS11	R	29931
	KIT	P	480294	76 x 100 x 10	HMS47	R	29936
	SPEEDI-SLEEVE & SEAL KIT			76.02 x x 12.29	SSLEEVE		99291
				SHAFT RANGE 75.94MM - 76.10MM			
75 x x 9	VR1	R	400750	76.2 x 95.28 x 20.65	KIT	R	480299
SHAFT RANGE 73.00MM - 78.00MM							
75 x x 9	VR1	V	400754	SPEEDI-SLEEVE & SEAL KIT			
SHAFT RANGE 73.00MM - 78.00MM				76.2 x 101.68 x 20.65	KIT	P	480300
75 x x 13.5	VR2	R	400751	SPEEDI-SLEEVE & SEAL KIT			
SHAFT RANGE 73.00MM - 78.00MM				76.2 x 107.92 x 20.65	KIT	P	480303
75 x x 13.5	VR2	V	400755	SPEEDI-SLEEVE & SEAL KIT			
SHAFT RANGE 73.00MM - 78.00MM				77 x 95 x 10	CRSH13	R	30310
75 x x 15.09	SSLEEVE		99289	77 x 100 x 10	CRSH13	R	30311
SHAFT RANGE 74.93MM - 75.09MM							
75 x x 22	SSLEEVE		99294	78 x x 19.05	SSLEEVE		99306
SHAFT RANGE 74.93MM - 75.09MM				SHAFT RANGE 77.81MM - 78.00MM			
75 x 90 x 8	HMS4	R	29529	78 x 100 x 10	HMSA7	R	30726
75 x 90 x 8	† CRW1	R	▲ 29510	78 x 100 x 10	HMS4	R	▲ 30725
75 x 90 x 10	HMSA7	R	29512	78 x 105 x 13	CRSH11	R	30716
75 x 90 x 10	HMS4	R	29513	78 x 110 x 13	CRSH11	R	30717
75 x 95	MVR1	R	MVR1-75	80 x x 9	VR1	R	400800
75 x 95 x 10	HMSA7	R	29521	SHAFT RANGE 78.00MM - 83.00MM			
75 x 95 x 12	HMSA7	R	29551	80 x x 9	VR1	V	400804
75 x 95 x 8	HMSA7	R	29536	SHAFT RANGE 78.00MM - 83.00MM			
75 x 95 x 10	HMS4	R	▲ 29524	80 x x 13.5	VR2	R	400801
75 x 95 x 10	† CRW1	R	29525	SHAFT RANGE 78.00MM - 83.00MM			
75 x 95 x 10	† CRW1	V	29526	80 x x 13.5	VR2	V	400805
75 x 95 x 12	HMS4	R	29537	SHAFT RANGE 78.00MM - 83.00MM			
75 x 95 x 10	HMSA7	V	29527	80 x x 19.05	SSLEEVE		99313
W/STAINLESS STEEL SPRING				SHAFT RANGE 79.81MM - 80.01MM			
75 x 95 x 12	HMS4	V	29530	80 x x 11	SSLEEVE		99317
75 x 97	MVR2	R	MVR2-75	SHAFT RANGE 79.90MM - 80.08MM			
75 x 100 x 13	HMS4	R	29495	80 x x 21.01	SSLEEVE		99315
75 x 100 x 10	† CRW1	R	29540	SHAFT RANGE 79.90MM - 80.08MM			
75 x 100 x 10	† CRW1	V	29542	80 x 95 x 10	CRSH13	R	31501
75 x 100 x 13	HMSA7	R	29580	80 x 100	MVR1	R	MVR1-80
75 x 100 x 10	HMS4	R	▲ 29543	80 x 100 x 13	CRSA1	R	31503
75 x 100 x 10	HMS4	V	29544	80 x 100 x 10	† CRW1	R	31510
75 x 100 x 10	HMSA7	V	29545	80 x 100 x 10	HMS4	R	▲ 31512
W/STAINLESS STEEL SPRING				80 x 100 x 10	HMSA7	R	31513
75 x 100 x 12	HMS4	R	29563	80 x 100 x 10	† CRW1	V	31524
75 x 100 x 10	HMSA7	R	29554	80 x 100 x 7	HMSA7P2	R	31533
75 x 105 x 10	† CRW1	R	29555	80 x 100 x 13	HMS47	R	31539
75 x 105 x 13	HMS4	R	▲ 29567	80 x 100 x 10	HMSA7	V	31509
75 x 110 x 13	HMSA7	R	29581	W/STAINLESS STEEL SPRING			
75 x 110 x 13	CRSH13	R	29569	80 x 100 x 10	HMS4	V	31516
75 x 110 x 10	† CRW1	R	29570	80 x 100 x 12	HMSA7	R	31499
				80 x 100 x 13	HMS4	R	31588

Complete size listing — Metric

Metric size shaft x bore x width	Type and style	Lip code	Stock no.	Metric size shaft x bore x width	Type and style	Lip code	Stock no.
80 x 100 x 13	HMSA7	R	31590	85 x 100 x 9	HMSA7	R	33458
80 x 102	MVR2	R	MVR2-80	85 x 100 x 9	CRS1	R	33459
80 x 105 x 13	HMS4	R	31547	85 x 105	MVR1	R	MVR1-85
80 x 105 x 10	† CRW1	V	31517	85 x 105 x 13	HMSA7	R	33416
80 x 105 x 10	† CRW1	R	▲ 31515	85 x 105 x 10	† CRW1	R	▲ 33410
80 x 105 x 13	HMSA7	R	31521	85 x 105 x 10	† CRW1	V	33412
80 x 110 x 10	HMSA7	R	31560	85 x 105 x 12	HMSA7	R	33413
80 x 110 x 12	HMSA7	R	31580		W/CCW HELIX FROM AIR SIDE		
80 x 110 x 13	HMS4	R	31573	85 x 105 x 13	HMS4	R	33415
80 x 110 x 10	† CRW1	R	31520	85 x 107	MVR2	R	MVR2-85
80 x 110 x 12	HMS4	R	31530	85 x 110 x 10	† CRW1	R	▲ 33425
80 x 110 x 10	HMS4	R	▲ 31525	85 x 110 x 10	† CRWA1	V	33426
80 x 110 x 12	HMS4	V	31526	85 x 110 x 12	HMS4	R	33427
80 x 110 x 12	HMSA7	V	31531	85 x 110 x 12	HMS4	V	33428
	W/STAINLESS STEEL SPRING				W/STAINLESS STEEL SPRING		
80 x 115 x 13	CRS13	R	31563	85 x 110 x 12	HMSA7	R	33429
80 x 115 x 10	HMS46	R	31562	85 x 110 x 13	HMSA7	R	33431
80 x 120 x 13	HMS4	R	31546	85 x 115 x 13	CRSH13	R	33488
80 x 125 x 10	† CRW1	R	▲ 31551	85 x 115 x 13	HMS4	R	▲ 33443
80 x 125 x 10	† CRW1	V	31552	85 x 120 x 12	HMSA7	R	33564
80 x 125 x 13	CRSH1	R	31576	85 x 120 x 12	† CRW1	R	33555
80 x 125 x 13	HMS43	R	31568	85 x 120 x 12	HMS4	R	▲ 33563
80 x 130 x 12	† CRWA1	R	31565	85 x 130 x 12	HMS4	R	33586
80 x 140 x 12	† CRW1	R	31585	85 x 130 x 12	HMSA7	R	33587
81 x 100 x 10	CRSH11	R	31891	85 x 130 x 12	† CRW1	R	33585
82 x x 16.76	SSLEEVE		99328	85 x 130 x 14	HMSA7	R	33593
	SHAFT RANGE 81.91MM - 82.07MM			86 x 105 x 13	HMS46	R	33862
82 x 105 x 13	CRSH13	R	32285	86 x 110 x 13	CRSH11	R	33863
82 x 105 x 12	HMS4	R	32302	87 x 110 x 13	CRSH13	R	34251
82 x 110 x 12	HMS4	R	32286	88 x 110 x 12	HMS4	R	▲ 34623
82 x 110 x 12	HMSA7	R	32275	88 x 110 x 13	CRSH1	R	34655
82.55 x 107.92 x 20.65	† KIT	P	480325	88 x 120 x 13	CRSH13	R	34653
	SPEEDI-SLEEVE & SEAL KIT			88.9 x 114.33 x 20.65	KIT	P	480350
82.55 x 110.85	KIT	P	1725		SPEEDI-SLEEVE & SEAL KIT		
	SEE KIT SECTION			89 x x 7.95	SSLEEVE		99347
84 x x 20.65	SSLEEVE		99331		SHAFT RANGE 88.90MM - 89.06MM		
	SHAFAT RANGE 83.99MM - 84.15MM			89 x x 20.65	GSLEEVE		99852
84 x 100 x 10	HMSA1	R	33070		SHAFT RANGE 88.90MM - 89.05MM		
84 x 110 x 12	CRSH11	R	33072	89 x x 15.88	SSLEEVE		99349
84 x 127 x 11	† CRWH1	R	33115		SHAFT RANGE 88.92MM - 89.08MM		
85 x x 9	VR1	R	400850	89 x x 20.65	SSLEEVE		99350
	SHAFT RANGE 83.00MM - 88.00MM				SHAFT RANGE 88.90MM - 89.06MM		
85 x x 9	VR1	V	400854	89 x 127 x 11.13	† CRWH1	R	35125
	SHAFT RANGE 83.00MM - 88.00MM			89 x 127 x 11.13	† CRWHA1	P	35127
85 x x 13.5	VR2	R	400851	90 x x 9	VR1	R	400900
	SHAFT RANGE 83.00MM - 88.00MM				SHAFT RANGE 88.00MM - 93.00MM		
85 x x 13.5	VR2	V	400855	90 x x 9	VR1	V	400904
	SHAFT RANGE 83.00MM - 88.00MM			90 x x 13.5	VR2	R	400901
85 x x 10.13	SSLEEVE		99334		SHAFT RANGE 88.00MM - 93.00MM		
	SHAFT RANGE 84.78MM - 85.00MM						
85 x x 16.99	SSLEEVE		99332				
	SHAFT RANGE 84.76MM - 85.02MM						
85 x x 21.01	SSLEEVE		99333				
	SHAFT RANGE 84.76MM - 85.02MM						
85 x 100 x 12	CRSA12	R	33463				
85 x 100 x 13	CRSH13	R	33464				
85 x 100 x 9	HMS4	R	33456				

Bold numbers are preferred designs
▲ WasteWatcher numbers

† Includes Bore-Tite on O.D.

Complete size listing — Metric

Metric size shaft x bore x width	Type and style	Lip code	Stock no.	Metric size shaft x bore x width	Type and style	Lip code	Stock no.
90 x x 13.5	VR2	V	400905	92 x 127 x 11.13	† CRWH1	R	36025
	SHAFT RANGE 88.00MM - 93.00MM			95 x x 9	VR1	R	400950
90 x x 11.13	SSLEEVE		99352		SHAFT RANGE 93.00MM - 98.00MM		
	SHAFT RANGE 89.91MM - 90.07MM			95 x x 9	VR1	V	400954
90 x x 13.36	SSLEEVE		99353		SHAFT RANGE 93.00MM - 98.00MM		
	SHAFT RANGE 89.91MM - 90.07MM			95 x x 13.5	VR2	R	400951
90 x x 18.03	SSLEEVE		99351		SHAFT RANGE 93.00MM - 98.00MM		
	SHAFT RANGE 89.91MM - 90.07MM			95 x x 13.5	VR2	V	400955
90 x x 23.01	SSLEEVE		99354		SHAFT RANGE 93.00MM - 98.00MM		
	SHAFT RANGE 89.91MM - 90.07MM			95 x x 21.01	SSLEEVE		99369
90 x 110	MVR1	R	MVR1-90		SHAFT RANGE 94.92MM - 95.08MM		
90 x 110 x 8.3	SC	R	522353	95 x x 8.74	SSLEEVE		99374
90 x 110 x 12	† CRW1	R	35410		SHAFT RANGE 94.99MM - 95.15MM		
90 x 110 x 12	† CRW1	V	35412	95 x x 11.91	SSLEEVE		99364
90 x 110 x 12	HMSA7	R	35414		SHAFT RANGE 94.99MM - 95.15MM		
90 x 110 x 5.5	HMS4	R	35501	95 x 110 x 12	HMS4	R	37440
90 x 110 x 12	HMS4	R	▲ 35411	95 x 110 x 10	† CRW1	R	▲ 37015
90 x 110 x 5.5	HMSA7	R	35504	95 x 110 x 9	CRS1	R	37001
90 x 110 x 7.5	HMSA7P2	R	35439	95 x 110 x 9	HMS4	R	37005
90 x 110 x 8	HMSA7	R	35425	95 x 110 x 9	HMSA7	R	37008
90 x 110 x 8	HMS4	R	35428	95 x 115	MVR1	R	MVR1-95
90 x 110 x 13	HMSA7	R	35449	95 x 115 x 12	† CRW1	R	37025
90 x 110 x 13	HMS4	R	35498	95 x 115 x 12	† CRW1	V	37026
90 x 112	MVR2	R	MVR2-90	95 x 115 x 12	HMS4	R	▲ 37020
90 x 115 x 9	CRSH11	R	35453	95 x 115 x 12	CRSA1	R	37027
90 x 115 x 13	HMS4	R	35483	95 x 117	MVR2	R	MVR2-95
90 x 115 x 12	† CRWA1	R	▲ 35420	95 x 120 x 12	HMSA7	R	37043
90 x 115 x 13	HMSA7	R	35421	95 x 120 x 12	† CRW1	R	▲ 37040
90 x 120 x 12	HMS4	V	35461	95 x 120 x 12	† CRW1	V	37041
90 x 120 x 12	† CRW1	R	35430	95 x 120 x 12	† CRWA1	V	37042
90 x 120 x 12	† CRW1	V	35431	95 x 120 x 12	HMS4	R	37039
90 x 120 x 13	HMS4	R	35459	95 x 120 x 13	HMSA7	R	37439
90 x 120 x 13	HMSA7	R	35468	95 x 125 x 12	HMSA7	R	37424
90 x 120 x 12	HMS4	R	▲ 35432	95 x 125 x 12	† CRW1	R	37050
90 x 120 x 12	HMSA7	V	35435	95 x 125 x 12	HMS4	R	▲ 37047
	W/STAINLESS STEEL SPRING			95 x 130 x 12	† CRW1	R	37075
90 x 120 x 12	HMSA7	R	35484	95 x 130 x 12	HMS4	R	▲ 37081
90 x 125 x 13	HMS4	R	35508	95 x 130 x 15	HMSA7	R	35455
90 x 125 x 13	HMSA7	R	35511	95.25 x 114.3 x 17.475	† KIT	P	900
90 x 125 x 12	† CRW1	R	▲ 35440		SPEEDI-SLEEVE & SEAL KIT		
90 x 125 x 12	† CRW1	V	35441	97 x 120 x 13	CRSH11	R	38191
90 x 125 x 13	CRSH1	R	35477	98 x 120 x 12	† CRW1	V	38520
90 x 130 x 12	† CRW1	R	35450	98 x 120 x 13	HMS4	R	▲ 38523
90 x 130 x 13	HMS46	R	35472	98 x 125 x 12	HMS45	R	38581
90 x 140 x 12	† CRWA1	R	35481	98 x 130 x 13	CRSH11	R	38583
90 x 140 x 13	HMS4	R	35482	99 x 124 x 9.53	† CRW1	R	38890
92 x x 20.65	SSLEEVE		99360	100 x x 9	VR1	R	401000
	SHAFT RANGE 91.89MM - 92.05MM				SHAFT RANGE 98.00MM - 105.00MM		
92 x 120 x 12	HMS46	R	36222	100 x x 9	VR1	V	401004
92 x 120 x 13	HMS4	R	36013		SHAFT RANGE 98.00MM - 105.00MM		
92 x 120 x 14	HMS4	R	36015				
92 x 127 x 11	† CRWHA1	R	36027				

Complete size listing — Metric

Metric size shaft x bore x width	Type and style	Lip code	Stock no.	Metric size shaft x bore x width	Type and style	Lip code	Stock no.
100 x x 13.5	VR2	R	401001	105 x 130 x 12	† CRW1	V	41426
	SHAFT RANGE 98.00MM - 105.00MM			105 x 130 x 12	HMS4	R	▲ 41430
100 x x 13.5	VR2	V	401005	105 x 130 x 12	HMSA7	R	41433
	SHAFT RANGE 98.00MM - 105.00MM			105 x 135 x 13	CRSH11	R	41352
100 x x 20.65	SSLEEVE		99393	105 x 135 x 12	† CRWA1	R	41440
	SHAFT RANGE 99.95MM - 100.11MM						
100 x x 20.65	GSLEEVE		99854	105 x 135 x 14	HMSA7	R	41443
	SHAFT RANGE 99.94MM - 100.10MM			105 x 140 x 12	HMSA7	R	41460
100 x 115 x 9	HMS4	R	39100	105 x 140 x 12	† CRWA1	R	41455
				105 x 140 x 12	HMS4	R	▲ 41456
100 x 120	MVR1	R	MVR1-100	105 x 140 x 15	HMS4	R	41457
100 x 120 x 8	CRS13	R	39384				
100 x 120 x 10	HMSA7	R	39114	105 x 145 x 15	CRS11	R	41358
100 x 120 x 13	CRSH1	R	39387	105 x 150 x 15	CRSH11	R	41360
100 x 120 x 12	† CRW1	R	▲ 39120	105 x 160 x 12	† CRW1	R	41475
				107 x 123 x 11	CRSA1	R	42120
100 x 120 x 12	† CRW1	V	39125	107 x 130 x 13	CRSH11	R	42130
100 x 120 x 12	HMSA7	R	39129				
100 x 120 x 10	HMS4	R	▲ 39118	108 x x 20.65	SSLEEVE		99424
100 x 120 x 12	HMS4	R	39122		SHAFT RANGE 107.90MM - 108.10MM		
100 x 120 x 13	HMSA7	R	39416	108 x 130 x 13	CRSH1	R	42520
				110 x x 10.5	VR1	R	401100
100 x 122	MVR2	R	MVR2-100		SHAFT RANGE 105.00MM - 115.00MM		
100 x 125 x 13	HMS4	R	39142	110 x x 10.5	VR1	V	401104
100 x 125 x 12	† CRW1	R	▲ 39135		SHAFT RANGE 105.00MM - 115.00MM		
100 x 125 x 12	† CRW1	V	39136	110 x x 15.5	VR2	R	401101
100 x 125 x 12	HMS4	R	▲ 39139		SHAFT RANGE 105.00MM - 115.00MM		
				110 x x 15.5	VR2	V	401105
100 x 125 x 12	HMSA7	R	39140		SHAFT RANGE 105.00MM - 115.00MM		
100 x 125 x 13	HMSA7	R	39392	110 x x 11.38	SSLEEVE		99434
100 x 127 x 11.13	† CRWH1	R	39145		SHAFT RANGE 109.78MM-110.00MM		
100 x 130 x 12	HMS4	V	39403	110 x x 12.93	SSLEEVE		99435
100 x 130 x 12	† CRW1	R	39155		SHAFT RANGE 109.91MM-110.11MM		
				110 x 128 x 9	CRSA13	R	43313
100 x 130 x 12	HMS4	R	▲ 39156	110 x 130 x 12	HMS4	R	▲ 43303
100 x 130 x 12	HMSA7	R	39158				
100 x 130 x 12	HMSA7	V	39159	110 x 130 x 12	† CRW1	R	43310
	W/STAINLESS STEEL SPRING			110 x 130 x 12	† CRW1	V	43311
100 x 130 x 10	HMS46	R	39399	110 x 130 x 12	HMS4	V	43300
100 x 130 x 13	HMSA7	R	39415	110 x 130 x 12	HMSA7	V	43301
					W/STAINLESS STEEL SPRING		
100 x 135 x 13	HMS47	R	39406	110 x 130 x 13	HMS4	R	43359
100 x 135 x 12	† CRWA1	R	39170				
100 x 140 x 12	† CRWA1	R	39180	110 x 130 x 13	HMSA7	R	43363
100 x 140 x 13	HMS4	R	39183	110 x 130 x 12	HMSA7	R	43304
100 x 140 x 13	HMSA7	R	39184	110 x 135 x 12	† CRW1	V	43326
				110 x 135 x 12	HMS4	R	▲ 43327
100 x 150 x 12	HMS4	R	39421	110 x 140 x 12	† CRW1	V	43338
101 x 114 x 10	HMSA1	R	39760				
102 x 116 x 14	HMSA1	R	40151	110 x 140 x 12	† CRW1	R	43340
102 x 130 x 13	HMS4	R	40248	110 x 140 x 12	HMS4	R	▲ 43341
104 x x 19.99	SSLEEVE		99409	110 x 140 x 13	HMS4	R	43342
	SHAFT RANGE 103.89MM-104.09MM			110 x 140 x 12	HMSA7	R	43324
				110 x 140 x 14	HMSA7	R	43343
104 x 125 x 10	HMS4	R	40939				
105 x x 19.99	SSLEEVE		99413	110 x 140 x 13	HMSA7	R	43361
	SHAFT RANGE 104.90MM-105.10MM			110 x 145 x 12	† CRW1	R	▲ 43355
105 x 120 x 8	CRSA13	R	41340	110 x 145 x 15	HMSA7	R	43357
105 x 125	MVR1	R	MVR1-105	110 x 150 x 13	HMS4	R	43334
105 x 125 x 12	CRS1	R	41411	110 x 160 x 12	† CRWH1	R	43390
105 x 125 x 13	HMSA7	R	41370				
105 x 125 x 12	HMSA27	R	41410				
105 x 125 x 13	HMS4	R	41367				
105 x 127 x 11.13	† CRWH1	R	41415				
105 x 130 x 12	† CRW1	R	41425				

Bold numbers are preferred designs
▲ WasteWatcher numbers

† Includes Bore-Tite on O.D.

Complete size listing — Metric

Metric size shaft x bore x width	Type and style	Lip code	Stock no.	Metric size shaft x bore x width	Type and style	Lip code	Stock no.
111.1 x x 20.65	SSLEEVE		99437	120 x 150 x 12	HMS4	V	47253
	SHAFT RANGE 111.00MM - 111.20MM				W/STAINLESS STEEL SPRING		
112 x x 19.05	SSLEEVE		99438	120 x 150 x 12	HMSA7	V	47254
	SHAFT RANGE 111.78MM-112.00MM				W/STAINLESS STEEL SPRING		
112 x 140 x 13	CRSA11	R	44092	120 x 150 x 14	HMSA7	R	47260
112 x 140 x 13	HMS47	R	44094	120 x 150 x 12	HMSA7	R	47276
112 x 150 x 15	CRSH11	R	44095	120 x 155 x 16	HMSA7	R	47273
113 x 140 x 13	CRSH1	R	44493	120 x 160 x 12	† CRWH1	R	▲ 47291
114 x 140 x 13	HMSA7	R	44880	120 x 160 x 15	CRSH11	R	47272
114.3 x 139.73 x 20.65	KIT	R	480450	120 x 160 x 12	HMS4	R	47287
	SPEEDI-SLEEVE & SEAL KIT			120 x 160 x 12	HMS4	V	47289
115 x x 20.65	SSLEEVE		99452		W/STAINLESS STEEL SPRING		
	SHAFT RANGE 114.89MM-115.09MM			122 x x 19.99	SSLEEVE		99472
115 x 135 x 12	† CRW1	R	45210		SHAFT RANGE 121.90MM-122.10MM		
115 x 140 x 12	HMSA7	R	45224	122 x 150 x 13	CRSH13	R	48030
115 x 140 x 12	† CRW1	R	▲ 45220	122 x 150 x 15	HMSA75	R	48031
115 x 140 x 12	† CRW1	R	45221	123 x x 19.99	SSLEEVE		99484
	W/SS CASE & SPRING				SHAFT RANGE 122.91MM-123.11MM		
115 x 140 x 12	† CRW1	V	45222	125 x x 10	SSLEEVE		99490
115 x 140 x 12	HMS4	R	▲ 45223		SHAFT RANGE 124.90MM-125.10MM		
115 x 140 x 13	HMS4	R	45225	125 x x 26.01	SSLEEVE		99492
115 x 145 x 12	† CRW1	R	▲ 45230		SHAFT RANGE 124.89MM-125.09MM		
115 x 145 x 14	HMSA7	R	45233	125 x 146 x 14	CRSA1	P	49208
115 x 150 x 12	† CRW1	R	45250	125 x 150 x 13	HMS4	R	49264
115 x 150 x 12	HMS4	R	▲ 45252	125 x 150 x 13	HMSA7	R	49267
115 x 160 x 12	† CRW1	R	45290	125 x 150 x 12	† CRW1	R	49210
115 x 160 x 15	CRSH1	R	45299	125 x 150 x 12	† CRW1	V	49211
118 x 140 x 13	CRSH11	R	46460	125 x 150 x 12	HMS4	R	▲ 49215
119 x x 20.65	SSLEEVE		99468	125 x 150 x 12	HMSA7	R	49213
	SHAFT RANGE 119.00MM - 119.20MM			125 x 150 x 12	HMSA7	V	49214
120 x x 6.5	VR1-SPL	#	401208		W/STAINLESS STEEL SPRING		
	SHAFT RANGE 115.00MM - 125.00MM			125 x 150 x 15	HMS43	V	49221
120 x x 10.5	VR1	R	401200	125 x 155 x 14	HMS1	R	▲ 49240
	SHAFT RANGE 115.00MM - 125.00MM			125 x 155 x 14	HMSA7	R	49243
120 x x 10.5	VR1	V	401204	125 x 160 x 12	† CRW1	R	49270
	SHAFT RANGE 115.00MM - 125.00MM			125 x 160 x 12	HMS4	R	▲ 49268
120 x x 15.5	VR2	R	401201	125 x 170 x 15	HMSA7	R	49235
	SHAFT RANGE 115.00MM - 125.00MM			126 x 147 x 11	CRSA1	R	49600
120 x x 15.5	VR2	V	401205	127 x x 20.65	SSLEEVE		99499
	SHAFT RANGE 115.00MM - 125.00MM				SHAFT RANGE 126.95MM - 127.15MM		
120 x x 8	SSLEEVE		99471	127 x x 13.72	SSLEEVE		99501
	SHAFT RANGE 119.89MM-120.09MM				SHAFT RANGE 126.95MM - 127.15MM		
120 x x 19.99	SSLEEVE		99473	127 x x 17.475	GSLEEVE		99857
	SHAFT RANGE 119.89MM-120.09MM				SHAFT RANGE 126.94MM - 127.15MM		
120 x 140 x 12	† CRWA1	R	47210	127 x x 17.48	SSLEEVE		99498
120 x 140 x 13	HMS4	R	▲ 47212		SHAFT RANGE 126.95MM - 127.15MM		
120 x 140 x 13	HMSA7	R	47214	127 x x 20.65	GSLEEVE		99858
120 x 145 x 12	† CRW1	R	▲ 47230		SHAFT RANGE 126.94MM - 127.15MM		
120 x 145 x 12	HMS4	R	47225	127 x 155.6 x 20.65	† KIT	V	218
120 x 150 x 15	CRSH1	R	47264		SEE KIT SECTION		
120 x 150 x 12	† CRW1	R	▲ 47250	128 x 146 x 13.5	CRSH12	R	50390
120 x 150 x 13	HMS4	R	47240	128 x 150 x 13	HMS47	R	50391
120 x 150 x 12	HMS4	R	▲ 47252	128 x 150 x 15	HMS4	R	50600
				128 x 160 x 15	CRSH13	R	50394

Complete size listing — Metric

Metric size shaft x bore x width	Type and style	Lip code	Stock no.	Metric size shaft x bore x width	Type and style	Lip code	Stock no.
129 x 160 x 15	CRSH11	R	50790	140 x x 10.5	VR1	R	401400
130 x x 10.5	VR1	R	401300		SHAFT RANGE 135.00MM - 145.00MM		
130 x x 10.5	VR1	V	401304	140 x x 10.5	VR1	V	401404
	SHAFT RANGE 125.00MM - 135.00MM				SHAFT RANGE 135.00MM - 145.00MM		
130 x x 15.5	VR2	R	401301	140 x x 15.5	VR2	R	401401
	SHAFT RANGE 125.00MM - 135.00MM				SHAFT RANGE 135.00MM - 145.00MM		
130 x x 15.5	VR2	V	401305	140 x x 15.5	VR2	V	401405
	SHAFT RANGE 125.00MM - 135.00MM				SHAFT RANGE 135.00MM - 145.00MM		
130 x x 19.05	SSLEEVE		99494	140 x x 20.5	SSLEEVE		99552
	SHAFT RANGE 129.80MM-130.00MM				SHAFT RANGE 139.90MM-140.11MM		
130 x x 22	SSLEEVE		99491	140 x 160 x 12	† CRW1	R	▲ 55115
	SHAFT RANGE 129.97MM - 130.17MM			140 x 160 x 13	HMS4	R	▲ 55116
130 x 150 x 10	CRSA1	R	51182	140 x 165 x 12	HMS45	R	55134
130 x 150 x 14	CRSA1	R	51181	140 x 170 x 12	† CRW1	R	▲ 55118
130 x 155 x 10	CRSH1	R	51179	140 x 170 x 12	CRW1	V	55125
130 x 160 x 13	CRS1	R	51189	140 x 170 x 13	HMS4	R	▲ 55119
130 x 160 x 13	CRSA1	R	51190	140 x 170 x 15	HMS4	R	55120
130 x 160 x 12	† CRW1	R	51125	140 x 170 x 15	HMSA7	R	55121
130 x 160 x 12	† CRW1	V	51126	140 x 170 x 12	HMSA7	R	55113
130 x 160 x 15	HMSA7	R	51193	140 x 180 x 15	CRSA13	R	55160
130 x 160 x 12	HMS4	R	▲ 51130	140 x 180 x 12	HMS4	R	▲ 55127
130 x 160 x 12	HMSA7	R	51131	143 x 181 x 12.7	† CRWHA1	R	56315
130 x 160 x 13	HMS4	R	51123	144 x 160 x 12	HMSA7	R	56340
130 x 160 x 13	HMSA7	R	51128	145 x x 19.05	SSLEEVE		99571
130 x 160 x 15	HMSA7	R	51117		SHAFT RANGE 144.75MM-145.00MM		
130 x 160 x 15	HMS4	R	51120	145 x 164 x 14	CRSA1	R	57080
130 x 160 x 14	HMSA7	R	51135	145 x 165 x 13	CRSH12	R	57089
130 x 165 x 13	CRSH1	R	51151	145 x 170 x 13	CRSA11	R	57094
130 x 170 x 12	HMS4	R	▲ 51140	145 x 170 x 15	HMS4	R	▲ 57110
130 x 170 x 12	† CRW1	R	51180	145 x 170 x 12	HMSA7	R	57088
130 x 170 x 12	HMS4	V	51185	145 x 175 x 14	CRS1	R	57120
130 x 170 x 15	HMS4	R	51143	145 x 175 x 14	HMSA7	R	57123
130 x 180 x 15	CRSH13	R	51203	145 x 175 x 15	HMS4	R	▲ 57118
135 x x 20.5	SSLEEVE		99533	145 x 180 x 12	HMS4	R	▲ 57125
	SHAFT RANGE 134.80MM - 135.00MM			145 x 180 x 12	HMSA7	R	57533
135 x 160 x 13	CRSH12	R	53154	148 x 170 x 15	HMS4	R	57599
135 x 160 x 13	CRSH1	R	53152	150 x x 8	VR3	R	401502
135 x 160 x 12	HMS4	R	▲ 53135		SHAFT RANGE 145.00MM - 155.00MM		
135 x 160 x 13	HMSA7	R	53142	150 x x 8	VR3	V	401506
135 x 160 x 13	HMS4	R	53143		SHAFT RANGE 145.00MM - 155.00MM		
135 x 160 x 15	HMS4	R	53140	150 x x 10.5	VR1	R	401500
135 x 165 x 13	CRSH13	R	53156		SHAFT RANGE 145.00MM - 155.00MM		
135 x 165 x 14	HMSA7	R	53145	150 x x 10.5	VR1	V	401504
135 x 170 x 12	HMSA7	R	53149		SHAFT RANGE 145.00MM - 155.00MM		
135 x 170 x 12	HMS4	R	53155	150 x x 15.5	VR2	R	401501
135 x 170 x 15	CRSH1	R	53162		SHAFT RANGE 145.00MM - 155.00MM		
135 x 180 x 15	CRSH13	R	53165	150 x x 15.5	VR2	V	401505
138 x 152 x 12	CRSA1	R	54330		SHAFT RANGE 145.00MM - 155.00MM		
139 x x 14.3	SSLEEVE		99547	150 x x 26.01	SSLEEVE		99595
	SHAFT RANGE 138.99MM - 139.19MM				SHAFT RANGE 149.75MM-150.00MM		
140 x x 8	VR3	R	401402	150 x 170 x 15	CRSH1	R	59062
	SHAFT RANGE 135.00MM - 145.00MM			150 x 180 x 15.88	HS8	R	596132
140 x x 8	VR3	V	401406	150 x 180 x 12	HMS4	R	▲ 59005
	SHAFT RANGE 135.00MM - 145.00MM			150 x 180 x 15	HMS4	R	59010
				150 x 180 x 15	HMS4	V	59061
				150 x 180 x 13	HMSA7	R	59057
				150 x 180 x 14	HMSA7	R	59053
				150 x 180 x 14	HMS4	R	59059

Bold numbers are preferred designs
▲ WasteWatcher numbers

† Includes Bore-Tite on O.D.

Complete size listing — Metric

Metric size shaft x bore x width	Type and style	Lip code	Stock no.	Metric size shaft x bore x width	Type and style	Lip code	Stock no.
150 x 180 x 15	HMSA7	R	59076	170 x x 8	VR3	V	401706
150 x 180 x 13	HMS4	R	59063		SHAFT RANGE 165.00MM - 175.00MM		
150 x 180 x 13	CRSH1	R	59065	170 x x 12	VR1	R	401700
150 x 190 x 15	CRSH13	R	59071		SHAFT RANGE 165.00MM - 175.00MM		
150 x 200 x 15	CRSH1	R	59077	170 x x 12	VR1	V	401704
					SHAFT RANGE 165.00MM - 175.00MM		
152.4 x 171.45 x 12.7	KIT	V	210	170 x x 18	VR2	R	401701
	SEE KIT SECTION				SHAFT RANGE 165.00MM - 175.00MM		
154 x x 26.01	SSLEEVE		99605	170 x x 18	VR2	V	401705
	SHAFT RANGE 153.87MM-154.13MM				SHAFT RANGE 165.00MM - 175.00MM		
154 x 175 x 13	CRSA1	R	▲ 60622				
155 x x 26.01	SSLEEVE		99606	170 x x 31.75	SSLEEVE		99640
	SHAFT RANGE 154.75MM-155.00MM				SHAFT RANGE 169.75MM - 170.01MM		
155 x 180 x 15	HMSA7	R	61031	170 x 190 x 15	CRSH1	R	66927
				170 x 200 x 16	HS8	V	595073
155 x 190 x 15	HMS4	R	60920	170 x 200 x 15	HDS2	R	596450
155 x 200 x 15	CRSH11	R	61024	170 x 200 x 12	HMS4	R	▲ 66925
158 x 180 x 15	CRSH13	R	62200				
160 x x 7	VR1-SPL	#	401608	170 x 200 x 15	HMS4	R	66930
	SHAFT RANGE 155.00MM - 165.00MM			170 x 200 x 15	HMSA7	R	66922
160 x x 8	VR3	R	401602	170 x 200 x 16	HMS4	R	66918
	SHAFT RANGE 155.00MM - 165.00MM			170 x 200 x 16	HMSA7	R	66920
				170 x 210 x 15	HMSA7	R	66947
160 x x 8	VR3	V	401606				
	SHAFT RANGE 155.00MM - 165.00MM			170 x 210 x 16	HDS1	R	595932
160 x x 12	VR1	R	401600	175 x x 27.99	SSLEEVE		99687
	SHAFT RANGE 155.00MM - 165.00MM				SHAFT RANGE 174.75MM - 175.01MM		
160 x x 12	VR1	V	401604	175 x 200 x 15	HMS4	R	▲ 68800
	SHAFT RANGE 155.00MM - 165.00MM			175 x 200 x 15	HMSA7	R	68803
160 x x 18	VR2	R	401601	175 x 205 x 15	HMS4	R	68905
	SHAFT RANGE 155.00MM - 165.00MM						
160 x x 18	VR2	V	401605	178 x 215 x 16	CRSH11	R	70082
	SHAFT RANGE 155.00MM - 165.00MM			180 x x 8	VR3	R	401802
					SHAFT RANGE 175.00MM - 185.00MM		
160 x x 25.4	SSLEEVE		99630	180 x x 8	VR3	V	401806
	SHAFT RANGE 159.74MM - 160.00MM				SHAFT RANGE 175.00MM - 185.00MM		
160 x 180 x 15	CRSH13	R	62989	180 x x 12	VR1	R	401800
160 x 185 x 13	CRSA1	V	62935		SHAFT RANGE 175.00MM - 185.00MM		
	W/STAINLESS STEEL SPRING			180 x x 12	VR1	V	401804
160 x 185 x 14	HMS47	R	62995		SHAFT RANGE 175.00MM - 185.00MM		
160 x 185 x 10	HMS4	R	▲ 62930				
				180 x x 18	VR2	R	401801
160 x 190 x 13	CRS11	R	62998		SHAFT RANGE 175.00MM - 185.00MM		
160 x 190 x 15	HMS4	R	▲ 62940	180 x x 18	VR2	V	401805
160 x 190 x 15	† CRW1	V	62941		SHAFT RANGE 175.00MM - 185.00MM		
160 x 190 x 15	HMSA7	V	62945	180 x x 32.99	SSLEEVE		99721
160 x 190 x 15	HMSA7	R	62939		SHAFT RANGE 179.75MM - 180.01MM		
				180 x 200 x 12	CRS1	R	70801
160 x 200 x 15.88	HS8	D	595294	180 x 200 x 15	HMS4	R	70813
	W/ LT. SPRING						
160 x 200 x 15	HMSA7	R	63005	180 x 210 x 15	HMSA7	R	70809
162 x 190 x 12	HMS46	R	63781	180 x 210 x 15	HMS4	R	▲ 70805
162 x 200 x 14.3	† CRWHA1	R	63829	180 x 210 x 15	HMS1	V	70803
162 x 200 x 15.88	† CRWH1	R	63825		W/STAINLESS STEEL SPRING		
				180 x 215 x 15	CRSHA13	R	70876
165 x 190 x 13	CRS13	R	64960	180 x 215 x 15	HMSA7	R	70879
165 x 190 x 13	HMS4	R	▲ 64500				
165 x 200 x 15	CRSH11	R	64964	180 x 215 x 16	CRS1	R	70869
168 x 200 x 15	CRSH1	R	66145	184 x x 31.75	SSLEEVE		99725
170 x x 8	VR3	R	401702		SHAFT RANGE 183.99MM - 184.25MM		
	SHAFT RANGE 165.00MM - 175.00MM			185 x x 32	SSLEEVE		99726
					SHAFT RANGE 184.75MM-185.00MM		
				185 x 24.99 x 30	CT1	R	593637
					BORE DIA. IS SHOULDER WIDTH W/BUTT JOINT		
				185 x 210 x 13	HMS4	R	72813

Complete size listing — Metric

Metric size shaft x bore x width	Type and style	Lip code	Stock no.	Metric size shaft x bore x width	Type and style	Lip code	Stock no.
185 x 215 x 16	CRSHA11	R	72832	200 x 238.1 x 19.1	HS8	R	595101
185 x 220 x 12.7	HS8	R	594916	200 x 240 x 20	HDL	R	HDL-3013-R
186 x 226 x 16	HS8	R	595185	200 x 240 x 16	HDS1	H	596296
188 x 215 x 16	† CRWH1	R	74800	200 x 240 x 20	HDS2	R	595408
190 x x 8	VR3	R	401902	200 x 250 x 15	CRSH1	R	78751
SHAFT RANGE 185.00MM - 195.00MM				200 x 255 x 22	HDS2	R	595409
190 x x 8	VR3	V	401906	203 x 254 x 15.88	† CRWH1	R	79825
SHAFT RANGE 185.00MM - 195.00MM				203 x 254 x 15.88	CRWHA1	R	79826
190 x x 12	VR1	R	401900	205 x 230 x 15	CRS11	R	78757
SHAFT RANGE 185.00MM - 195.00MM				210 x 240 x 20	HDS1	V	596185
190 x x 12	VR1	V	401904	210 x 240 x 15	HMS4	R	▲ 82610
SHAFT RANGE 185.00MM - 195.00MM				210 x 240 x 20	HDS2	V	596468
190 x x 18	VR2	R	401901	210 x 245 x 16	HDS1	R	593438
SHAFT RANGE 185.00MM - 195.00MM				210 x 245 x 16	HDS1	V	595880
190 x x 18	VR2	V	401905	210 x 250 x 15	HMS4	R	82607
SHAFT RANGE 185.00MM - 195.00MM				210 x 250 x 20	HDS1	V	82615
190 x 215 x 15	CRS13	R	74801	210 x 265 x 23	HDS2	R	595410
190 x 215 x 16	CRSH1	R	74815	215 x x 25.4	LDSL3	R	90179
190 x 220 x 12	HMSA7	R	74803	FOR SEAL SH SIZE 220.00MM			
190 x 220 x 15	HMSA7	R	74813	215 x 240 x 12	HMS47	R	84650
190 x 220 x 15	HMS4	R	▲ 74805	215 x 248 x 15	HDS1	R	596518
190 x 220 x 15	HMS4	V	74807	215 x 250 x 16	HMS47	R	84651
190 x 220 x 15	HMSA7	V	74808	215 x 270 x 23	HDS2	R	595196
W/STAINLESS STEEL SPRING				215.2 x x 35	LDSL3	R	87831
190 x 225 x 16	HMS47	R	74812	FOR SEAL SH SIZE 220.00MM			
190 x 225 x 16	HMS4	R	74820	216 x 254 x 15.88	† CRWH1	R	85115
190 x 225 x 16	HMSA7	R	74824	219.989 x x 19.99	VR1	R	402200
190 x 230 x 16	HS8	R	594857	SHAFT RANGE 210.00MM - 235.00MM			
195 x 220 x 16	CRSH13	R	76770	220 x x 8	VR3	R	402202
195 x 230 x 15	CRSH1	R	76790	SHAFT RANGE 210.00MM - 233.00MM			
199 x x 12	VR1	R	401990	220 x x 8	VR3	V	402206
SHAFT RANGE 190.00MM - 210.00MM				SHAFT RANGE 210.00MM - 233.00MM			
199 x x 12	VR1	V	401994	220 x x 20	VR1	V	402204
SHAFT RANGE 190.00MM - 210.00MM				SHAFT RANGE 210.00MM - 233.00MM			
199 x x 18	VR2	R	401991	220 x x 40	LDSL3	R	87914
SHAFT RANGE 190.00MM - 210.00MM				FOR SEAL SH SIZE 225.00MM			
199 x x 18	VR2	V	401995	220 x 225 x 50.8	LDSL3	R	87915
SHAFT RANGE 190.00MM - 210.00MM				FOR SEAL SH SIZE 225.00MM			
200 x x 8	VR3	R	402002	220 x 250 x 15	HDL	R	HDL-3069-R
SHAFT RANGE 190.00MM - 210.00MM				220 x 250 x 15	HS8	R	595075
200 x x 8	VR3	V	402006	220 x 250 x 16	HS8	D	596225
SHAFT RANGE 190.00MM - 210.00MM				220 x 250 x 18	HDL	R	HDL-3039-R
200 x x 20	VR1	R	402000	220 x 250 x 16	CRWH1	R	86617
SHAFT RANGE 190.00MM - 210.00MM				220 x 250 x 15	HMSA7	R	86616
200 x x 20	VR1	V	402004	220 x 250 x 16	HMS4	R	86603
SHAFT RANGE 190.00MM - 210.00MM				220 x 250 x 16	HMSA7	R	86606
200 x x 34.52	SSLLEEVE	R	99787	220 x 250 x 15	HMS43	V	86611
SHAFT RANGE 199.87MM - 200.13MM				220 x 250 x 15	HMS4	V	86614
200 x 230 x 15	HMS4	R	▲ 78705	220 x 250 x 15	HMS4	R	▲ 86615
200 x 230 x 16	CRS13	R	78745	220 x 255 x 16	HDS1	R	595999
200 x 230 x 15.87	HDS1	R	595139	W/4 EA 12.70MM ADJ. LUGS			
200 x 230 x 15	HMSA7	R	78706	220 x 255 x 18	HDS2	R	597284
200 x 230 x 15	HMSA7	V	78703	220 x 260 x 14.27	HS8	R	594917
W/STAINLESS STEEL SPRING				220 x 260 x 15	HS8	R	596048
200 x 230 x 13	HMSA7P2	R	78742				
200 x 238 x 19	HS6	R	595693				
200 x 238 x 19	HDS1	V	78708				

Bold numbers are preferred designs
▲ WasteWatcher numbers

† Includes Bore-Tite on O.D.

Complete size listing — Metric

Metric size shaft x bore x width	Type and style	Lip code	Stock no.	Metric size shaft x bore x width	Type and style	Lip code	Stock no.
220 x 260 x 16	HS8	R	596324	240 x 280 x 20	HS7	R	595668
220 x 260 x 22	HDS2	V	595851	240 x 280 x 16	HDS2	D	594897
220 x 260 x 16	HDS1	R	592515	240 x 280 x 16	HDS2	R	94498
220 x 260 x 20	HDS1	R	594271	240 x 280 x 23	HDSA1	R	595573
220 x 260 x 22	HDS2	D	595319	240 x 290 x 20	HDS1	R	595315
224 x 260 x 16	HDS1	R	593489	240 x 300 x 25	HDS1	R	592964
224 x 260 x 16	HDS2	R	595651	240.208 x x 44	LDSL4		87911
224 x 274 x 20	HDS2	R	595411		FOR SEAL SH SIZE 245.00MM		
225 x 257 x 16	HDS1	R	595249	245 x 290 x 15	HS4	V	596309
229.01 x 18.11 x 29.21	CT1	R	528631	245 x 305 x 28	HDS2	R	595414
	BORE DIA. IS SHOULDER WIDTH			245.2 x x 63.5	LDSL3		90766
					FOR SEAL SH SIZE 250.00MM		
230 x 260 x 15	HS8	R	90057	250 x x 8	VR3	R	402502
230 x 260 x 15	HDS7	R	597293		SHAFT RANGE 233.00MM - 260.00MM		
230 x 260 x 15	HMSA7	R	90554	250 x x 8	VR3	V	402506
230 x 260 x 15	HMS4	R	▲ 90555		SHAFT RANGE 233.00MM - 260.00MM		
230 x 260 x 15.88	HDS1	V	596462	250 x x 20	VR1	R	402500
					SHAFT RANGE 233.00MM - 260.00MM		
230 x 260 x 16	HDS1	R	596335	250 x x 20	VR1	V	402504
230 x 265 x 16	HDS1	R	595998		SHAFT RANGE 233.00MM - 260.00MM		
	W/4 EA 12.70MM ADJ. LUGS			250 x 280 x 16	HDS1	D	591941
230 x 269 x 22	HS5	R	595195				
230 x 270 x 15	CRSH11	R	90559	250 x 280 x 15	HS8	R	594732
230 x 270 x 16	HDS1	R	596016	250 x 280 x 16	HDS2	D	595371
				250 x 280 x 16	HDS2	R	595763
230 x 270 x 16	HDS2	V	596548	250 x 280 x 16	HDS1	V	595831
230 x 280 x 16	HDS2	R	590632	250 x 280 x 15	HMS4	R	▲ 98435
	W/4 EA 3.20MM LUGS						
230 x 285 x 23	HDS1	R	593546	250 x 285 x 16	HDS2	R	595415
230 x 285 x 23	HDS2	R	595412	250 x 285 x 16	HDS2	D	595122
235 x 270 x 16	HDS2	R	595058	250 x 290 x 15.88	HS8	R	596239
				250 x 290 x 16	HDS1	R	595792
235 x 270 x 15	HDS7	H	596345	250 x 290 x 16.5	HDS3	D	595847
235 x 270 x 16	HDS7	H	596344		W/6 EA 12.70MM ADJ. LUGS		
235.229 x x 18	LDSL4		90952				
	FOR SEAL SH SIZE 240.00MM			250 x 310 x 25	HDS1	R	595203
238 x 290 x 25.4	HDS2	R	595413	254 x 17.48 x 28.57	CT1	R	524205
	W/6 EA 12.70MM ADJ. LUGS				BORE DIA. IS SHOULDER WIDTH		
240 x x 17.5	LDSL3		90156	254 x 17.48 x 28.57	CT1	R	527806
	FOR SEAL SHAFT SIZE 250.00MM				BORE DIA. IS SHOULDER WIDTH W/BUTT JOINT		
240 x 23.8 x 28.57	CT3	R	594780	254 x 20.62 x 25.4	CT3	R	528780
	BORE DIA. IS SHOULDER WIDTH				BORE DIA. IS SHOULDER WIDTH		
240 x 23.825 x 29	CT3	R	595464	260 x 280 x 16	HMS1	V	102360
	BORE DIA. IS SHOULDER WIDTH W/BUTT JOINT				W/STAINLESS STEEL SPRING		
240 x 270 x 15	HS8	R	595165				
240 x 270 x 16	HDS1	R	590767	260 x 285.4 x 12.7	HS5	R	1023015
240 x 270 x 16	HDS2	R	594397	260 x 290 x 16	HS8	R	1024068
	W/6 EA 3.20MM LUGS			260 x 290 x 16	HDS2	R	1023452
240 x 270 x 16	HDS2	D	595577	260 x 290 x 16	HDS2	V	1023453
240 x 270 x 16	HDS2	V	595298	260 x 290 x 16	HDS2	D	1024081
	W/4 EA 3.20MM LUGS						
240 x 270 x 15	HMS4	R	▲ 94495	260 x 300 x 20	CRS1	R	102365
240 x 275 x 18	HDS2	R	597287	260 x 300 x 20	HDS2	D	1024218
240 x 275 x 16	HDS2	D	595930	260 x 300 x 16	HDS2	R	1023282
					W/ 4 EA 6.35MM LUGS		
240 x 275 x 16	HDS1	R	596014	260 x 300 x 16	HDS2	R	1024232
	W/4 EA 12.70MM ADJ. LUGS			260 x 300 x 20	HDS1	V	1023287
240 x 275 x 16	HMS4	R	94480				
240 x 275 x 16	HMSA7	R	94484	260 x 300 x 20	HDS1	R	1024280
240 x 279 x 22	HS5	R	595190	260 x 304 x 20	HS8	R	1023398
240 x 280 x 20	HDL	R	HDL-3015-R	260 x 315 x 24	HDS2	R	1024632
				260 x 320 x 25	HDS1	V	1023670
				260 x 320 x 25	HDS2	R	1023972

Complete size listing — Metric

Metric size shaft x bore x width	Type and style	Lip code	Stock no.	Metric size shaft x bore x width	Type and style	Lip code	Stock no.
265 x 290 x 16	CRSH13	R	104300	280 x 340 x 20.62	HDL	R	HDL-4039-R
265 x 305 x 18	HDS1	R	1043240	280 x 340 x 25	HDS1	R	1102720
265 x 310 x 22	HS7	R	1043427	280.01 x x 45.009	LDSL4	R	90437
265 x 310 x 16	HDS1	R	1043360	FOR SEAL SH SIZE 285.00MM			
266 x 310 x 20	HS8	R	1047388	285 x 320 x 16	HDS2	R	1122162
				285 x 320 x 16	HDS2	R	1122165
				W/6 EA 12.70MM ADJ. LUGS			
270 x 310 x 16	HDS1	V	1063253	285 x 325 x 16	HDS1	R	1122230
270 x 310 x 20	HDLA	R	HDLA-3035-R	285.217 x x 63.5	LDSL4	R	90238
270 x 310 x 20	HS8	R	1063258	FOR SEAL SH SIZE 290.00MM			
270 x 310 x 20	HS8	R	1063268	290 x 330 x 16	CRSA13	R	1141288
W/HOOK & EYE SPRING CONNECTOR				290 x 330 x 20	HS8	R	1141258
270 x 310 x 16	HDS2	V	1063284	290 x 330 x 18	HDS2	R	1142242
270 x 310 x 16	HDS3	V	1063318				
W/6 EA 12.70MM ADJ. LUGS				290 x 330 x 18	HDS2	D	1141282
270 x 310 x 20	HDS2	V	1063248	W/6 EA 9.00MM LUGS			
W/SPRING KOVER				290 x 335 x 24	HS7	R	1142427
270 x 310 x 20	HDS2	R	1063252	290 x 350 x 25	HDS7	R	596382
270 x 310 x 16	HDS2	R	1063242	290 x 350 x 25	HDS2	V	1141744
270 x 310 x 20.5	HDS3	D	1063303	290 x 350 x 25	HDS2	R	1142732
W/6 EA 12.70MM ADJ. LUGS							
270 x 310 x 16	HDS1	R	1063240	295 x 330 x 17.48	HDS1	V	1161170
270 x 314 x 20	HDS1	R	1063780	295 x 330 x 17.48	HDS2	V	1161174
270 x 330 x 25	HDS2	V	1063744	295 x 335 x 18	HDS1	R	1161300
270 x 330 x 25.4	HDSA1	R	1063960	295.199 x x 32	LDSL4	R	90114
270 x 335 x 18	HDS1	R	1063790	FOR SEAL SHAFT SIZE 300.00MM			
				300 x x 8	VR3	R	403002
275 x x 8	VR3	R	402752	SHAFT RANGE 285.00MM - 310.00MM			
SHAFT RANGE 260.00MM - 285.00MM				300 x x 8	VR3	V	403006
275 x x 8	VR3	V	402756	SHAFT RANGE 185.00MM - 310.00MM			
SHAFT RANGE 260.00MM - 285.00MM				300 x x 20	VR1	R	403000
275 x x 20	VR1	R	402750	SHAFT RANGE 290.00MM - 310.00MM			
SHAFT RANGE 260.00MM - 285.00MM				300 x x 20	VR1	V	403004
275 x x 20	VR1	V	402754	SHAFT RANGE 290.00MM - 310.00MM			
SHAFT RANGE 260.00MM - 285.00MM				300 x 19.23 x 24	CT3	R	594734
275 x x 22	LDSL4	R	90546	BORE DIA. IS SHOULDER WIDTH			
FOR SEAL SH SIZE 280.00MM				300 x 19.23 x 24	CT3	R	594814
				BORE DIA. IS SHOULDER WIDTH W/BUTT JOINT			
275 x 310 x 16	HDS1	R	1082160	300 x 332 x 16	HDS2	R	1181052
280 x 310 x 15	HS8	R	1102078	300 x 335 x 18	CRSH11	R	118101
280 x 310 x 16	HS8	R	1102108	300 x 335 x 18	HDS2	R	1181182
280 x 310 x 16	HDS2	R	1102012	300 x 338.094 x 19.05	HDS2	R	1181252
280 x 310 x 16	HDS2	D	1102118	300 x 340 x 16.5	HDS3	D	1181303
				W/6 EA 12.70MM ADJ. LUGS			
280 x 310 x 16	HDS1	V	1102060	300 x 340 x 20	HS8	R	1181268
280 x 310 x 16	HDS1	R	1102080	300 x 340 x 16	HDS1	R	1181310
280 x 310 x 16	HMS4	R	110222	300 x 340 x 22.225	† HDSA2	R	1181921
280 x 320 x 19.05	HS8	R	1102258	W/ BORE-TITE ON OD			
280 x 320 x 20	† CRWA1	R	▲ 110245	300 x 340 x 18	HDS1	D	1181220
				300 x 340 x 18	HDS7	R	1181231
280 x 320 x 20	† CRWA1	V	110246				
280 x 320 x 20	HDS2	R	1102252	300 x 340 x 18	HDS2	V	1181262
280 x 320 x 16	HDS1	R	1102220	300 x 340 x 18	HDS1	V	1181307
280 x 320 x 16	HDS2	D	1102218	300 x 340 x 20	HDS2	V	1181234
280 x 320 x 18	HDS1	R	1103258	300 x 340 x 18	HDS2	R	1181232
W/4 EA 12.70MM ADJ. LUGS				300 x 340 x 18	HMS4	R	118100
280 x 320 x 18	HDS1	R	1102260				
280 x 320 x 20	HDS1	R	1102250	300 x 340 x 16	HMS46	R	118102
280 x 324 x 20	HS8	R	1102378	300 x 340 x 16	HMS4	R	118103
280 x 325 x 24	HS5	R	595193	300 x 340 x 16	HMSA7	R	118106
280 x 330 x 24	HDS1	R	594272	300 x 344 x 20	HDS2	V	1181372
				300 x 345 x 22	HS7	R	1181587

Bold numbers are preferred designs
 ▲ WasteWatcher numbers

† Includes Bore-Tite on O.D.

Complete size listing — Metric

Metric size shaft x bore x width	Type and style	Lip code	Stock no.	Metric size shaft x bore x width	Type and style	Lip code	Stock no.
300 x 345 x 22	HDS1	R	1181410	320 x 380 x 25	HDS1	R	1259670
300 x 350 x 25	HDS1	R	1181420	320 x 380 x 28	HDS7	R	1259720
300 x 360 x 25	HDS2	R	1181712	320 x 380 x 28	HDSA2	RD	1259962
300 x 360 x 25	HDS2	V	1181704	320 x 380 x 25	HDS2	R	1260732
304.8 x x 34.925	LDSL4		90150	325 x x 8	VR3	R	403252
FOR SEAL SHAFT SIZE 310.00MM				SHAFT RANGE 310.00MM - 335.00MM			
310 x 340 x 15	HS8	V	1220055	325 x x 8	VR3	V	403256
310 x 340 x 15	HS8	R	1220058	SHAFT RANGE 310.00MM - 335.00MM			
310 x 350 x 18	HS8	R	1220254	325 x x 20	VR1	R	403250
W/HOOK & EYE SPRING CONNECTOR				SHAFT RANGE 310.00MM - 335.00MM			
310 x 350 x 20	HS8	D	1220289	325 x x 20	VR1	V	403254
310 x 350 x 20	HDS3	D	1220283	SHAFT RANGE 310.00MM - 335.00MM			
W/6 EA 12.70MM ADJ. LUGS				325 x 368 x 20	HS5	R	595680
310 x 350 x 18	HDS2	V	1220224	325.222 x x 63.5	LDSL4		90239
310 x 350 x 20	HDS2	D	1220228	FOR SEAL SH SIZE 330.00MM			
310 x 350 x 18	HDS3	D	596490	330 x 370 x 18	HDL	R	HDL-3007-R
W/4 EA 12.70MM ADJ. LUGS				330 x 370 x 18	HDS2	V	1299242
310 x 354 x 20	HS5	R	595681	330 x 370 x 20	HDS1	R	1299280
310 x 354 x 20.5	HDS3	D	1220343	330 x 370 x 16	HDS2	R	1299312
W/6 EA 12.70MM ADJ. LUGS				330 x 370 x 20	HDS2	R	1299212
310 x 370 x 25	HDS1	R	1220720	W/4 EA 4.77MM LUGS			
310 x 370 x 25	HDS2	D	1220722	330 x 370 x 25	HDS2	R	1299272
310 x 370 x 25	HDS2	R	1220972	330 x 370 x 18	HDS2	R	1299252
310 x 370 x 25	HDS1	R	1221728	330 x 370 x 18	HDS1	R	1299300
W/4 EA 4.77MM LUGS				330 x 370 x 18	HDS2	D	1299302
310 x 370 x 25.4	HDSA1	R	1220960	330 x 370 x 20	HDS1	R	1299303
315 x 355 x 16	HS4	V	1240234	330 x 370 x 20	HDS2	R	1299262
315 x 355 x 18	HDS1	V	1240240	330 x 374 x 18	HDS1	R	1299340
315 x 355 x 20	HDS1	V	1240230	W/4 EA 12.70MM ADJ. LUGS			
315 x 355 x 18	HDS1	R	1240250	330 x 374 x 20	HDS2	R	1299382
315 x 365 x 20	HDS1	R	1240470	330 x 390 x 25	HDS1	R	1299700
315.189 x x 63.5	LDSL4		90155	330 x 390 x 28	HDS2	D	1299732
FOR SEAL SH SIZE 320.00MM				335 x 375 x 18	HDS1	R	592787
317 x 352 x 23	HDSA1	RD	1248920	335 x 375 x 18	HDS3	D	1318303
318 x 360 x 20	HDS2	R	1252340	W/6 EA 12.70MM ADJ. LUGS			
320 x x 50	VR4	R	403203	335 x 380 x 20	HDS1	R	1319430
SHAFT RANGE 320.00MM - 325.00MM				335.2 x x 39	LDSL4		90777
320 x x 63.5	LDSL4		90198	FOR SEAL SH SIZE 340.00MM			
FOR SEAL SH SIZE 325.00MM				335.229 x x 18	LDSL4		87901
320 x 350 x 16	HDS1	R	1259100	FOR SEAL SH SIZE 340.00MM			
320 x 350 x 18	HDS1	R	592869	340 x x 50	LDSL3		90113
320 x 355 x 16	HDS1	R	1259160	FOR SEAL SH SIZE 345.00MM			
320 x 358 x 19	HDS1	R	1259240	340 x 372 x 18	HS8	R	1339128
320 x 360 x 20	HS8	R	1259288	340 x 372 x 16	HDS2	V	1339114
W/THREADED SPRING CONNECTOR				340 x 372 x 16	HDS1	R	1339110
320 x 360 x 16	HDS1	R	1259220	340 x 380 x 18	HDLA	R	HDLA-3036-R
W/6 EA 12.70MM ADJ. LUGS				340 x 380 x 20	HS8	R	1338288
320 x 360 x 22.23	HDSC1	VD	1259937	340 x 380 x 20	HDS2	V	1338304
320 x 360 x 25	HDSB2	RD	1259928	340 x 380 x 20	HDS3	D	1338233
320 x 360 x 20	HDS1	V	1259280	W/4 EACH 12.70MM ADJ. LUGS			
320 x 360 x 18	HDS2	V	1259247	340 x 380 x 20	HDS1	R	1339300
320 x 360 x 18	HDS1	R	1259370	340 x 380 x 18	HDS1	V	1339211
320 x 360 x 20	HDS1	R	1259380	340 x 380 x 18	HDS2	V	1339214
320 x 364 x 20	HDS2	D	1259343	340 x 380 x 18	HDS1	R	1339301
320 x 380 x 25	HDS1	R	1260690	340 x 380 x 18	HDS2	R	1339302
320 x 380 x 30	HDS1	R	1260720	340 x 380 x 20	HDS2	H	1339251
				340 x 380 x 20	HDS2	R	1339252

Complete size listing — Metric

Metric size shaft x bore x width	Type and style	Lip code	Stock no.	Metric size shaft x bore x width	Type and style	Lip code	Stock no.
340 x 384 x 20	HDS1	R	1338340	364 x 420 x 25	HDSA2	RD	1433962
340 x 390 x 25.4	HDS1	R	1339490	364 x 420 x 25	HDSC7	RD	1433970
345 x 390 x 25	HS8	R	1358418	365 x 400 x 17	HDS1	R	1436170
350 x x 8	VR3	R	403502	365 x 405 x 18	HDS2	R	1437242
	SHAFT RANGE 335.00MM - 365.00MM			365 x 405 x 18	HDS2	V	1437254
350 x x 8	VR3	V	403506				
	SHAFT RANGE 335.00MM - 365.00MM			365 x 405 x 18	HDS3	R	1437283
					W/6 EA 12.70MM ADJ. LUGS		
350 x x 20	VR1	R	403500	365.2 x x 20	LDSL4		87531
	SHAFT RANGE 335.00MM - 365.00MM				FOR SEAL SH SIZE 370.00MM		
350 x x 20	VR1	V	403504	370 x 410 x 16	HDS2	R	1456232
	SHAFT RANGE 335.00MM - 365.00MM			370 x 410 x 18	HDS1	R	1456240
350 x 380 x 16	HDS2	V	1377040	370 x 420 x 25	HDS1	R	1456490
350 x 380 x 16	HDS2	R	1377050				
350 x 380 x 16	HDS1	R	1377100	370 x 420 x 25	HDS1	R	1456491
					W/4 EA 4.77MM LUGS		
350 x 380 x 20.5	HDS2	H	1378372	375 x x 8	VR3	R	403752
350 x 390 x 18	HS8	R	1378268		SHAFT RANGE 365.00MM - 385.00MM		
350 x 390 x 18	HDS2	V	1378212	375 x x 8	VR3	V	403756
350 x 390 x 18	HDS2	D	1377242		SHAFT RANGE 365.00MM - 385.00MM		
350 x 390 x 18	HDS1	D	1377280	375 x x 20	VR1	R	403750
					SHAFT RANGE 365.00MM - 390.00MM		
350 x 390 x 18	HDS1	V	1377287	375 x x 20	VR1	V	403754
350 x 400 x 25.4	HS5	R	595191		SHAFT RANGE 365.00MM - 390.00MM		
350 x 400 x 17	HDS1	R	1378540				
355.2 x x 25.4	LDSL4		90778	375 x x 50	VR4	R	403753
	FOR SEAL SH SIZE 360.00MM				SHAFT RANGE 375.00MM - 380.00MM		
355.6 x 406.4 x 20.62	HDLA	R	HDLA-4135-R	375 x 420 x 18	HDS1	R	1476380
				375 x 420 x 18	HDS2	R	1476432
360 x x 50	VR4	R	403603	380 x 27 x 38.1	CT1	R	593171
	SHAFT RANGE 360.00MM - 365.00MM				BORE DIA. IS SHOULDER WIDTH W/BUTT JOINT		
360 x x 44	LDSL4		87500	380 x 418 x 19	HS7	R	1496257
	FOR SEAL SH SIZE 364.78MM						
360 x 390 x 18	HS5	H	1417075	380 x 418 x 19	HS8	R	1496258
360 x 390 x 15.88	HDS2	R	1417442	380 x 420 x 19.05	HS8	V	1496268
360 x 392 x 15.88	HDS1	R	1417060	380 x 420 x 20	HS8	D	1496238
				380 x 420 x 20	HS7	R	1496247
360 x 392 x 20	HDS1	R	1417130	380 x 420 x 20	HS8	H	1496248
360 x 398 x 20	HDS2	R	1417222				
360 x 400 x 18	HS8	R	1417268	380 x 420 x 20	HS8	D	1496289
360 x 400 x 20	HS7	R	1417287	380 x 420 x 20	HS8	R	1496308
360 x 400 x 20	HDS1	R	1417310	380 x 420 x 16	HDS3	R	1496223
					W/4 EA 12.70MM ADJ. LUGS		
360 x 400 x 17	HDS2	R	1417245	380 x 420 x 16	HDS3	D	1496283
	W/4 EA 4.77MM LUGS				W/6 EA 12.70MM ADJ. LUGS		
360 x 400 x 20	HDS2	R	1417253	380 x 420 x 20	HDS2	V	1496256
360 x 400 x 25	HDS2	R	1417275				
360 x 400 x 17	HDS2	R	1417252	380 x 420 x 20	HDS2	D	1496259
	W/6 EA 12.70MM ADJ. LUGS			380 x 420 x 20	HDS3	D	1496263
360 x 400 x 18	HDS1	R	1417250		W/4 EACH 12.70MM ADJ LUGS		
				380 x 420 x 20	HDS1	R	1496250
360 x 400 x 18	HDS1	V	1417337	380 x 420 x 20	HDS2	R	1496252
360 x 400 x 20	HDS1	V	1417251	380 x 420 x 20	HDS2	R	1496254
360 x 404 x 17.45	HDL	R	HDL-9996-R		W/4 EA 9.50MM LUGS		
360 x 404 x 16	HDS1	R	1417220				
	W/6 EA 12.70MM ADJ. LUGS			380 x 420 x 22.2	HDSA2	VD	1496944
360 x 404 x 20	HDS2	R	1417342	380 x 424 x 20	HS8	R	1496384
					W/HOOK & EYE SPRING CONNECTOR		
360 x 404 x 20	HDS7	R	1417351	380 x 425 x 20	HDS2	R	1378392
360 x 410 x 17	HDS1	R	1457230	380 x 430 x 20	HS8	R	1496508
360 x 410.8 x 22.26	HS8	R	1417588	380 x 430 x 19	HDS2	R	1496470
360 x 420 x 25	HDS1	R	1417720				
364 x 406 x 17	HDS7	D	596393				

Bold numbers are preferred designs
▲ WasteWatcher numbers

† Includes Bore-Tite on O.D.

Complete size listing — Metric

Metric size shaft x bore x width	Type and style	Lip code	Stock no.	Metric size shaft x bore x width	Type and style	Lip code	Stock no.
380 x 440 x 25	HDS1	R	1496671	400 x 450 x 25	HS8	R	1574488
380 x 440 x 25	HDS2	R	1496672	400 x 450 x 25	HS5	R	595194
380 x 440 x 28	HDSA2	RD	1496972	400 x 450 x 20	HDS3	D	1574573
381 x 17.48 x 28.57	CT1	R	594025		W/4 EA 12.70MM ADJ. LUGS		
	BORE DIA. IS SHOULDER WIDTH			400 x 450 x 17.5	HDS2	R	1574504
389.99 x 20.62 x 25.4	CT3	R	594190		W/4 EA 3.20MM LUGS		
	BORE DIA. IS SHOULDER WIDTH			400 x 450 x 20	HDS1	R	1574500
390 x x 50	VR4	R	403903	400 x 450 x 20	HDS2	R	1574503
	SHAFT RANGE 390.00MM - 395.00MM			400 x 450 x 20	HDS1	V	1574520
390 x 430 x 16	HDL	R	HDL-4616-R	400 x 451 x 22.225	HS8	R	1574558
390 x 430 x 16	HDS1	R	1535300	400 x 460 x 25	HDS1	R	1575720
390 x 430 x 16	HDS2	R	1535304	400 x 460 x 28	HDSA2	RD	1574972
390 x 430 x 18	HDS2	R	1535242				
390 x 430 x 20	HDS2	D	1535248	405.232 x x 50	LDSL4		90042
390 x 430 x 20	HDS2	V	1535284		FOR SEAL SH SIZE 410.00MM		
390 x 434 x 20	HS5	R	1535345	410 x x 50	VR4	R	404103
390 x 434 x 18	HDS1	R	1535340		SHAFT RANGE 410.00MM - 415.00MM		
	W/6 EA 12.70MM ADJ. LUGS			410 x 12.5 x 23.83	CT1	R	595110
390 x 434 x 20	HDS2	R	1535382		BORE DIA. IS SHOULDER WIDTH W/BUTT JOINT		
390 x 434 x 22	HDSA2	V	1535934	410 x 450 x 17.5	HDS1	V	1614237
390 x 450 x 25	HDS1	R	1535710	410 x 450 x 20	HDS2	R	1614242
394 x 420 x 16	HMS46	R	1551038	410 x 454 x 19	HS8	R	1614388
395 x 430 x 18	HDS2	R	1555185	410 x 454 x 20	HS5	R	594849
	W/6 EA 12.70MM ADJ. LUGS			410 x 460 x 22	HDS2	R	1614572
395 x 430 x 18	HDS1	V	1555193	410 x 470 x 25	HDS1	R	1614720
					W/4 EA 6.30MM LUGS		
395.22 x x 63.5	LDSL4		87461	410 x 470 x 25	HDS1	R	1614721
	FOR SEAL SHAFT SIZE 400.00MM			419.989 x x 63.5	LDSL3		97064
400 x x 8	VR3	R	404002		FOR SEAL SH SIZE 425.00MM		
	SHAFT RANGE 385.00MM - 410.00MM			420 x 460 x 20	HDL	R	HDL-3010-R
400 x x 8	VR3	V	404006	420 x 460 x 20	HS7	R	1653267
	SHAFT RANGE 385.00MM - 410.00MM			420 x 460 x 20	HDS1	V	596044
400 x x 20	VR1	R	404000	420 x 460 x 22.23	HDSC1	VD	1653927
	SHAFT RANGE 390.00MM - 430.00MM			420 x 460 x 20	HDS2	R	1653262
400 x x 20	VR1	V	404004	420 x 460 x 20	HDS1	R	1653300
	SHAFT RANGE 390.00MM - 430.00MM			420 x 464 x 20	HDS2	R	1653342
400 x x 50	VR4	R	404003	420 x 470 x 22	HDS1	R	1653570
	SHAFT RANGE 400.00MM - 405.00MM				W/6 EA 12.70MM ADJ. LUGS		
400 x 440 x 20	HDL	R	HDL-3038-R	420 x 470 x 20	HDS3	D	1653502
400 x 440 x 20	HS7	R	1574267		W/6 EA 12.70MM ADJ. LUGS		
400 x 440 x 18	HDS1	R	1574220	420 x 470 x 20	HDS3	H	1653742
	W/6 EA 12.70MM ADJ. LUGS				W/6 EA 12.70MM ADJ. LUGS		
400 x 440 x 20	HDS2	R	1575212	420 x 480 x 28	HDS1	R	1654740
400 x 440 x 20	HDS1	V	1575337	420 x 480 x 25	HDS1	R	1654730
400 x 440 x 20	HDS2	V	1574264	430 x x 50	VR4	R	404303
400 x 440 x 20	HDS1	R	1575280		SHAFT RANGE 430.00MM - 435.00MM		
400 x 444 x 13.5	HS8	R	1574368	430 x 480 x 22	HDS1	V	1692567
400 x 444 x 20	HS5	R	595291	430 x 480 x 16	HDS2	R	1693506
400 x 444 x 20	HDS7	R	1574250	430 x 480 x 25	HDS2	R	1693502
400 x 444 x 20	HDS1	R	1574350	430 x 480 x 18	HDS2	R	1692502
400 x 444 x 22	HDS1	R	1574340		W/4 EA 3.18MM LUGS		
400 x 444 x 20	HDS2	R	1575382	430 x 480 x 22	HDS2	R	1693562
400 x 447 x 20	HS5	R	1574445	430 x 490 x 25	HDS1	R	1693780

Complete size listing — Metric

Metric size shaft x bore x width	Type and style	Lip code	Stock no.	Metric size shaft x bore x width	Type and style	Lip code	Stock no.
435 x 475 x 20	HDS1	R	1712240	460 x 520 x 25	HDS2	R	1811722
435 x 485 x 18	HDS2	R	1712472	461 x 495 x 20	HDS7	H	1815180
	W/6 EA 9.50MM ADJ. LUGS			463 x 528 x 20	HDS1	R	1850660
435 x 485 x 18	HDS2	R	1712522	467 x 510 x 20	HDS2	V	1838342
435 x 485 x 18	HDS2	R	1712562	470 x x 50	VR4	R	404703
	W/6 EA 12.70MM ADJ. LUGS				SHAFT RANGE 470.00MM - 475.00MM		
435.204 x x 63.5	LDSL4		87916	470 x 510 x 20	HDS2	V	1850253
	FOR SEAL SH SIZE 440.00MM			470 x 510 x 20	HDS1	R	1850280
440 x 470 x 20	HDS1	R	1732130	470 x 510 x 20	HDS2	R	1850302
440 x 472 x 16	HS8	R	1732118	470 x 520 x 20.7	HS4	R	1850503
	W/HOOK & EYE SPRING CONNECTOR			470 x 520 x 22	HDL	R	HDL-3029-R
440 x 480 x 20	HDL	R	HDL-4192-R	470 x 520 x 20	HDS1	R	1850590
440 x 480 x 20	HS8	R	1732288		W/4 EA 12.70MM ADJ. LUGS		
440 x 480 x 21	HS8	H	1732308	470 x 520 x 20	HDS1	V	1850510
440 x 480 x 20	HDS1	R	1732250	470 x 530 x 20	HDL	R	HDL-3062-R
440 x 480 x 20	HDS1	V	1732253	470 x 530 x 25	HDS1	D	1850720
440 x 480 x 20	HDS7	R	1732259	470 x 530 x 25	HDS1	R	1850728
440 x 480 x 22.23	HDSA2	V	1732934		W/4 EA 9.50MM LUGS		
440 x 480 x 20	HDS1	R	1732258	470 x 530 x 25	HDS2	R	1850722
	W/4 EA 9.52MM LUGS			470 x 530 x 26	HDS2	R	1850702
440 x 490 x 20	HDS1	R	1732490	470 x 530 x 28	HDS7	R	1850710
445 x 485 x 20	HDS1	R	1752270	475 x 525 x 25	HS4	R	1870504
446 x 496 x 22	HDS1	R	1755500	475.183 x x 20	LDSL4		87921
448 x 480 x 16	HDS2	R	1763110		FOR SEAL SHAFT SIZE 480.00MM		
450 x x 8	VR3	R	404502	480 x x 50	VR4	R	404803
	SHAFT RANGE 440.00MM - 475.00MM				SHAFT RANGE 480.00MM - 485.00MM		
450 x x 8	VR3	V	404506	480 x 520 x 20	HDS2	V	1889284
	SHAFT RANGE 440.00MM - 475.00MM			480 x 520 x 20	HDS1	D	1889260
450 x x 20	VR1	R	404500	480 x 520 x 20	HDS1	R	1890260
	SHAFT RANGE 430.00MM - 480.00MM			480 x 530 x 20	HS8	R	1890548
450 x x 20	VR1	V	404504	480 x 530 x 25	HS5	R	595199
	SHAFT RANGE 430.00MM - 480.00MM			480 x 530 x 20	HDS3	D	1889502
450 x x 50	VR4	R	404503		W/4 EA 12.70MM ADJ. LUGS		
	SHAFT RANGE 450.00MM - 455.00MM			480 x 530 x 20	HDS3	H	1889742
450 x 490 x 20	HDS1	R	1771250		W/4 EA 12.70MM ADJ. LUGS		
450 x 500 x 25	HS8	R	1771508	480 x 530 x 18	HDS1	R	1889570
450 x 500 x 20	HDS1	R	1771470		W/6 EA 12.70MM ADJ. LUGS		
454.03 x 504.83 x 19.05	HDS1	R	592944	485 x x 50	VR4	R	404853
	W/SS CASE				SHAFT RANGE 484.88MM - 489.96MM		
455 x x 50	VR4	R	404553	485 x 535 x 19	HDL	R	HDL-4220-R
	SHAFT RANGE 455.00MM - 460.00MM			485 x 535 x 22	HDS1	R	1909500
455 x x 30	LDSL4		90347	485 x 535 x 20	HDS3	D	1909503
	FOR SEAL SH SIZE 460.00MM				W/4 EA 12.70MM ADJ. LUGS		
455 x 459.77 x 30	LDSL4		90765	490 x x 50	VR4	R	404903
	FOR SEAL SH SIZE 460.00MM				SHAFT RANGE 490.00MM - 495.00MM		
455.2 x x 50	LDSL4		87504	490 x 530 x 20	HS8	R	1929228
	FOR SEAL SH SIZE 460.00MM			490 x 530 x 20.5	HS5	D	595169
458 x 505 x 20.62	HDS2	R	1803452	490 x 530 x 20	HDS1	R	1929218
460 x x 50	VR4	R	404603		W/4 EA 4.80MM ADJ. LUGS		
	SHAFT RANGE 460.00MM - 465.00MM			490 x 530 x 20	HDS1	R	1929250
460 x 500 x 20	HDS1	V	1811287	490 x 540 x 25	HS8	R	1929578
460 x 500 x 23	HDS1	V	1811300	490 x 540 x 25	HDS1	R	1929570
460 x 500 x 20	HDS1	R	1811280				
460 x 504 x 20	HDS1	R	1811340				
460 x 510 x 22	HDS2	V	1811564				
460 x 510 x 20.62	HDS2	R	1811452				

Bold numbers are preferred designs
▲ WasteWatcher numbers

† Includes Bore-Tite on O.D.

Complete size listing — Metric

Metric size shaft x bore x width	Type and style	Lip code	Stock no.	Metric size shaft x bore x width	Type and style	Lip code	Stock no.
490 x 541 x 20.7	HS6	R	1929576	520 x 570 x 24	HS5	R	595192
494.436 x x 111.252	LDSL4		90259	520 x 570 x 18	HDS1	R	2047500
	FOR SEAL SH SIZE 500.00MM				W/6 EA 12.70MM ADJ. LUGS		
495.2 x x 30	LDSL4		87503	520 x 580 x 20	HDS1	R	2047700
	FOR SEAL SH SIZE 500.00MM			520 x 580 x 20	HDS2	R	2047702
500 x x 8	VR3	R	405002	520 x 580 x 25	HDS2	R	2047692
	SHAFT RANGE 475.00MM - 510.00MM						
500 x x 8	VR3	V	405006	520 x 580 x 25	HDS2	R	2047705
	SHAFT RANGE 474.98MM - 620.03MM				W/6 EA 12.70MM ADJ. LUGS		
500 x x 20	VR1	R	405000	525 x x 8	VR3	R	405252
	SHAFT RANGE 480.00MM - 530.00MM				SHAFT RANGE 510.00MM - 540.00MM		
500 x x 20	VR1	V	405004	525 x 575 x 20.7	HS4	R	2066503
	SHAFT RANGE 480.00MM - 530.00MM			525 x 575 x 20	HDS3	D	2066573
500 x x 50	VR4	R	405003		W/4 EA 12.70MM ADJ. LUGS		
	SHAFT RANGE 500.00MM - 505.00MM			525 x 575 x 22	HDS1	R	2066500
500 x 540 x 20	HDS1	R	1968280	530 x x 50	VR4	R	405303
	W/4/ EA 10.00MM LUGS				SHAFT RANGE 530.00MM - 535.00MM		
500 x 540 x 20	HDS3	D	1968223	530 x x 20	LDSL4		87783
	W/6 EA 12.70MM ADJ. LUGS				FOR SEAL SH SIZE 535.00MM		
500 x 540 x 20	HDS1	R	1968190	530 x 575 x 20	HS5	R	594770
500 x 540 x 20	HDS1	V	1968257	530 x 576 x 21	HS8	R	2086448
500 x 550 x 19	HDL	R	HDL-4232-R	530 x 580 x 20	HS8	R	2086508
500 x 550 x 25	HS8	R	1968388				
500 x 550 x 18	HDS1	R	1968570	530 x 580 x 20.62	HDL	R	HDL-4244-R
	W/6 EA 12.70MM ADJ. LUGS			530 x 580 x 22	HDS1	R	2086541
500 x 550 x 18	HDS2	R	1968500		W/6 EA 6.40MM LUGS		
500 x 550 x 18	HDS2	D	1968462	530 x 580 x 22	HS8	R	2087568
500 x 550 x 20	HDS7	D	1985539	530 x 580 x 22	HDS3	D	2086573
	W/6 EA 12.70MM ADJ. LUGS				W/6 EA 12.70MM ADJ. LUGS		
500 x 550 x 18	HDS1	D	1968458	530 x 580 x 20	HDS1	R	2086510
500 x 560 x 18	HDS1	V	596045	530 x 580 x 22	HDS1	R	2086540
	W/6 EA 12.70MM ADJ. LUGS			530 x 580 x 20	HDS7	D	2086539
503.25 x x 24.003	LDSL4		90149		W/6 EA 12.70MM ADJ. LUGS		
	FOR SEAL SH SIZE 508.00MM			530 x 580 x 22	HDS7	R	2086500
505 x 555 x 20.62	HDS2	R	1988462	533 x 20.65 x 31.75	CT1	R	594241
510 x x 50	VR4	R	405103		BORE DIA. IS SHOULDER WIDTH		
	SHAFT RANGE 510.00MM - 515.00MM			535 x 580 x 20	HDS3	D	2105443
510 x 550 x 20	HDS1	D	2007260		W/6 EA 12.70MM ADJ. LUGS		
510 x 554 x 20	HDS1	D	2007340	540 x 580 x 20	HDS1	R	2126280
				540 x 584 x 20	HS4	R	2126344
510 x 560 x 25	HDS2	D	2007502	540 x 590 x 24.98	HDL	R	HDL-7393-R
510 x 560 x 25	HDS1	D	2008570	540 x 590 x 20	HDS2	D	2126502
513 x 543 x 16	HDL	R	HDL-9997-R				
515 x 555 x 20	HS5	R	2027295	540 x 590 x 20	HDS2	V	2126504
	W/SPRING KOVER			540 x 590 x 20	HDS1	R	2126540
515 x 555 x 20	HS8	R	2028258	542 x 578 x 16	HDS7	D	2133181
					W/4 EACH 12.70MM ADJ LUGS		
515 x 555 x 20	HDS7	R	2027280	545 x 595 x 22	HDS1	R	2145500
515 x 555 x 20	HDS2	R	2027282	550 x x 8	VR3	R	405502
519 x 560 x 25	HS8	D	2043308		SHAFT RANGE 540.00MM - 575.00MM		
519 x 560 x 25	HS5	D	596075	550 x x 20	VR1	R	405500
520 x x 50	VR4	R	405203		SHAFT RANGE 530.00MM - 580.00MM		
	SHAFT RANGE 520.00MM - 525.00MM			550 x x 20	VR1	V	405504
520 x 560 x 18	HDL	R	HDL-3025-R		SHAFT RANGE 530.00MM - 580.00MM		
520 x 560 x 20	HDS1	R	2047258	550 x x 50	VR4	R	405503
	W/4 EA 9.50MM LUGS				SHAFT RANGE 550.00MM - 555.00MM		
520 x 560 x 20	HDS1	R	2047220	550 x 590 x 20	HS8	R	2165288
520 x 560 x 20	HDS1	V	2047283	550 x 590 x 20	HDS1	R	2165258
520 x 570 x 22	HDL	R	HDL-3027-R		W/4 EA 9.50MM LUGS		

Complete size listing — Metric

Metric size shaft x bore x width	Type and style	Lip code	Stock no.	Metric size shaft x bore x width	Type and style	Lip code	Stock no.
550 x 590 x 20	HDS1	R	2165250	590 x x 50	VR4	R	405903
550 x 590 x 20	HDS1	R	2165255	SHAFT RANGE 590.00MM - 600.00MM			
	W/4 EA 4.80MM LUGS			590 x 630 x 20	HDS3	D	2323253
550 x 600 x 20	HDS1	R	2165500	W/6 EA 12.70MM ADJ. LUGS			
550 x 600 x 25	HDS2	R	2165492	590 x 630 x 20	HDS1	R	2322218
550 x 610 x 25	HDS2	R	2163672	W/4 EA 4.80MM ADJ. LUGS			
550 x 610 x 25	HDS1	R	2165720	590 x 630 x 20	HDS1	R	2322250
550 x 620 x 25	HDS1	V	2165840	590 x 630 x 20	HDS7	D	2322221
555.2 x x 63.5	LDSL4		90075	W/6 EA 12.70MM ADJ. LUGS			
FOR SEAL SH SIZE 560.00MM							
556 x 610 x 25.4	HS7	R	2189637	590 x 640 x 25	HS8	R	2322498
560 x x 50	VR4	R	405603	590 x 640 x 22	HDS2	R	2323562
SHAFT RANGE 560.00MM - 564.89MM							
560 x 600 x 18	HDS2	R	2204242	595.2 x x 58.17	LDSL3		90120
560 x 604 x 16	HDS2	R	2204332	FOR SEAL SH SIZE 600.00MM			
	W/4 EA 3.20MM LUGS			595.2 x x 63.5	LDSL4		89997
560 x 604 x 20	HDS2	R	2205382	FOR SEAL SH SIZE 600.00MM			
560 x 604 x 20	HDS1	R	2204340	595.224 x x 50.013	LDSL3		90241
560 x 604 x 20	HDS7	R	2204380	FOR SEAL SH SIZE 600.00MM			
560 x 610 x 22	HDS7	R	2204510	600 x x 8	VR3	R	406002
560 x 610 x 20	HDS1	V	2204473	SHAFT RANGE 575.00MM - 625.00MM			
560 x 610 x 20	HDS1	R	2204500	600 x x 20	VR1	R	406000
W/4 EA 12.70MM ADJ. LUGS							
560 x 610 x 20	HMS46	R	2204508	SHAFT RANGE 580.00MM - 630.00MM			
560 x 620 x 30	HDSA2	RD	2204962	600 x x 20	VR1	V	406004
560 x 620 x 29.34	HDS7	R	2204720	SHAFT RANGE 580.00MM - 630.00MM			
565 x 601 x 20	HDL	R	HDL-9995-R	600 x x 50	VR4	R	406003
570 x x 50	VR4	R	405703	SHAFT RANGE 600.00MM - 610.00MM			
SHAFT RANGE 570.00MM - 575.00MM							
570 x 610 x 20	HDS1	R	2244260	600 x 18.9 x 30	CT1	R	594431
570 x 620 x 22	HDS2	R	2244552	BORE DIA. IS SHOULDER WIDTH			
W/6 EA 12.70MM ADJ. LUGS							
573 x 18.999 x 31.979	CT1	R	594874	600 x 640 x 20	HDL	R	HDL-8624-R
BORE DIA. IS SHOULDER WIDTH							
575 x x 50	VR4	R	405753	600 x 640 x 20	HDS1	R	2362250
SHAFT RANGE 575.00MM - 580.00MM							
575.234 x x 63.5	LDSL4		90951	600 x 640 x 20	HDS1	V	2362253
FOR SEAL SH SIZE 580.00MM							
578 x 640 x 30	HDS1	R	2276740	600 x 650 x 25	HDS1	R	2362500
580 x x 50	VR4	R	405803	600 x 650 x 18	HDS1	R	2362580
SHAFT RANGE 580.00MM - 585.00MM							
580 x 620 x 20	HDS2	D	2283282	W/4 EA 12.70MM ADJ. LUGS			
580 x 620 x 20	HDS3	D	2283228	600 x 660 x 18	HDS1	V	596046
W/6 EA 12.70MM ADJ. LUGS							
580 x 630 x 18	HDS1	R	2283500	W/6 EA 12.70MM ADJ. LUGS			
580 x 630 x 25	HDS1	R	2284578	604 x 640 x 22	HDS1	R	2378190
W/4 EA 4.77MM ADJ. LUGS							
580 x 640 x 25	HDS1	R	2283700	610 x x 50	VR4	R	406103
580 x 640 x 25	HDS2	R	2284732	SHAFT RANGE 610.00MM - 620.00MM			
580 x 640 x 30	HDSA2	RD	2283972	610 x 660 x 20	HDS2	R	2407542
585 x 620 x 20	HDS2	R	2303192	615 x 665 x 24	HS8	R	2410488
585.216 x x 54.991	LDSL4		90292	620 x x 50	VR4	R	406203
FOR SEAL SH SIZE 590.00MM							
586 x 650 x 25	HDS1	R	2307740	SHAFT RANGE 620.00MM - 630.00MM			
				620 x 670 x 22	HS8	D	2440509
				620 x 670 x 20	HDS1	R	2441540
				620 x 670 x 20	HDS1	R	2441548
				W/4 EA 3.18MM LUGS			
				620 x 680 x 20	HDS1	R	2440670
				W/4 EA 12.70MM ADJ. LUGS			
				625 x 665 x 25	HDS1	R	2460220
				625 x 676 x 19	HS8	D	2460548
				630 x x 50	VR4	R	406303
				SHAFT RANGE 630.00MM - 640.00MM			
				630 x 670 x 20	HDL	R	HDL-3020-R
				630 x 670 x 20	HDS3	R	2480255
				W/6 EA 12.70MM ADJ. LUGS			

Bold numbers are preferred designs
 ▲ WasteWatcher numbers

† Includes Bore-Tite on O.D.

Complete size listing — Metric

Metric size shaft x bore x width	Type and style	Lip code	Stock no.	Metric size shaft x bore x width	Type and style	Lip code	Stock no.
630 x 670 x 20	HS8	R	2480258	690 x x 50	VR4	R	406903
	W/HOOK & EYE SPRING CONNECTOR				SHAFT RANGE 690.00MM - 700.00MM		
630 x 670 x 20	HDS1	R	2480250	690 x 730 x 20	HS8	R	2716288
630 x 670 x 20	HDS1	V	2480253	690 x 730 x 20	HDS1	R	2716210
630 x 670 x 20	HDS3	D	2480283	695 x 770 x 30	HDS1	R	2736840
	W/4 EA 12.70MM ADJ. LUGS			700 x x 20	VR1	R	407000
630 x 670 x 20	HDS1	R	2480300		SHAFT RANGE 665.00MM - 705.00MM		
	W/ 6 EA. 12.70 MM LUGS						
630 x 670 x 20	HDS2	R	2480242	700 x x 50	VR4	R	407003
	W/6 EA 12.70MM ADJ. LUGS				SHAFT RANGE 700.00MM - 710.00MM		
630 x 674 x 20	† HDS1	R	2480380	700 x 740 x 20	HS5	D	2755285
630 x 690 x 20	HDL	R	HDL-3059-R	700 x 740 x 20	HDS1	R	2755250
640 x x 50	VR4	R	406403	700 x 750 x 20	HS8	R	2755508
	SHAFT RANGE 640.00MM - 650.00MM			700 x 750 x 20	HDS1	R	2755490
640 x 680 x 20	HDL	R	HDL-3019-R	700 x 750 x 20	HDS1	R	2755491
	FOR SEAL SH SIZE 650.00MM				W/4 EA 4.77MM LUGS		
640 x 680 x 20	HDS1	V	2519300	700 x 760 x 25	HDS1	R	2755700
640 x 690 x 25	HDS1	R	2519490	710 x 760 x 20	HDS1	V	2795507
640 x 690 x 25	HDS7	R	2519511	710 x 760 x 20	HDS2	V	2795544
645.2 x x 64	LDSL4	R	90004	710 x 760 x 25	HDS2	D	2795502
	FOR SEAL SH SIZE 650.00MM			710 x 760 x 20	HDS2	R	2795542
645.236 x x 63.5	LDSL3	R	87817	710 x 760 x 22.2	† HDS2	D	2795482
	FOR SEAL SH SIZE 650.00MM				W/4 EA 3.20MM ADJ. LUGS		
647 x 700 x 25	HDS7	H	2547541	710 x 760 x 25	HDS2	D	2795512
650 x x 20	VR1	R	406500		W/4 EA 4.80MM LUGS		
	SHAFT RANGE 630.00MM - 665.00MM			710 x 770 x 25	HDS1	R	2793700
650 x x 50	VR4	R	406503		W/6 EA 12.70MM ADJ. LUGS		
	SHAFT RANGE 650.00MM - 660.00MM			712 x 757 x 20.5	HS5	D	595168
650 x 700 x 20	HS8	R	2559488	714.807 x x 50	LDSL4	R	87820
650 x 700 x 22	HDS2	V	2559504		FOR SEAL SHAFT SIZE 720.00MM		
650 x 700 x 22	HDS2	D	2559502	720 x 770 x 25	HDS2	R	2834500
650 x 710 x 25	HDS2	R	2559702	720 x 771.1 x 21	HS8	D	2834578
650 x 714 x 25	HDL	R	HDL-3016-R	725 x x 20	VR1	R	407250
655 x 28.91 x 40	CT4	R	594784		SHAFT RANGE 705.00MM - 745.00MM		
	BORE DIA. IS SHOULDER WIDTH			725 x x 20	VR1	V	407254
660 x 700 x 18	HDS1	R	2598240		SHAFT RANGE 705.00MM - 745.00MM		
660 x 724 x 25	HDS1	R	2598670	730 x x 50	VR4	R	407303
668 x 706 x 25.4	HDL	R	HDL-9992-R		SHAFT RANGE 730.00MM - 740.00MM		
670 x 710 x 20	HDS1	R	2637218	735.228 x x 63	LDSL4	R	89949
	W/4 EA 4.77MM LUGS				FOR SEAL SH SIZE 740.00MM		
670 x 710 x 20	† HDS1	R	2637250	737 x 790 x 15.88	HS6	R	2901636
670 x 714 x 20	HDS3	D	2637413	740 x x 50	VR4	R	407403
	W/6 EA 12.70MM ADJ. LUGS				SHAFT RANGE 740.00MM - 750.00MM		
670 x 734 x 22	HDS1	R	2637740	740 x 780 x 16.5	HDS1	R	2913220
	W/6 EA 12.70MM ADJ. LUGS			740 x 780 x 16.5	HDS1	R	2913225
676 x 740 x 22	HDS1	R	2661790		W/6 EA 3.20MM LUGS		
	W/6 EA 12.70MM ADJ. LUGS			740 x 780 x 16.5	HDS1	V	2913240
680 x x 50	VR4	R	406803	740 x 780 x 16.5	HDS1	V	2913276
	SHAFT RANGE 679.95MM - 690.11MM				W/6 EA 3.20MM LUGS		
680 x 730 x 25	HDS1	V	2677570	740 x 790 x 15.88	HS8	R	2913488
680 x 730 x 25	HDS2	V	2677572	740 x 790 x 25	HS8	R	2913508
	W/6 EA 12.70MM ADJ. LUGS			740 x 790 x 25	HDS2	R	2913505
680 x 730 x 20	HDS2	R	2677542		W/4 EA .125 LUGS		
680 x 730 x 20	HDS1	V	2677577	750 x x 20	VR1	R	407500
680 x 740 x 30	HDS2	R	2677702		SHAFT RANGE 745.00MM - 785.00MM		
685 x 720 x 20	HDS2	R	2696192	750 x x 50	VR4	R	407503
685.216 x x 63.5	LDSL4	R	90953		SHAFT RANGE 750.00MM - 758.00MM		
	FOR SEAL SH SIZE 960.00MM			750 x 780 x 18	HDS1	R	2953100
				750 x 790 x 23	HDS1	V	2952287

Complete size listing — Metric

Metric size shaft x bore x width	Type and style	Lip code	Stock no.	Metric size shaft x bore x width	Type and style	Lip code	Stock no.
750 x 800 x 25	HDS2	R	2952502	810 x 860 x 20.65	HS7	R	3189557
750 x 810 x 25	HDS1	R	2952700	810 x 860 x 25	HDS2	R	3189502
750 x 814 x 25	HDL	R	HDL-4629-R	825 x 17.48 x 28.57	CT1	R	594785
750 x 814 x 25	HDS1	R	2953740	BORE DIA. IS SHOULDER WIDTH W/BUTT JOINT			
755.193 x x 63.5	W/6 EA 12.70MM ADJ. LUGS LDSL3		87981	825 x 860 x 20	HDS2	R	3248192
	FOR SEAL SHAFT SIZE 760.00MM			837 x 889 x 22.22	HDL	R	HDL-3009-R
757.5 x x 8	VR3	R	407502	840 x 892 x 18	HS6	R	3307546
	SHAFT RANGE 740.00MM - 775.00MM			840 x 904 x 25	HDL	R	HDL-3034-R
760 x x 50	VR4	R	407603	850 x x 20	VR1	R	408500
	SHAFT RANGE 758.00MM- 766.00MM			850 x x 50	VR4	R	408503
760 x 800 x 20.6	HS8	R	2992268	850 x x 50	VR4	R	408503
760 x 800 x 20	HDS3	V	2992286	SHAFT RANGE 841.00MM - 851.00MM			
	W/6 EA 12.70MM ADJ. LUGS			850 x 910 x 50	HDSE1	RR	3346961
760 x 800 x 20	HDS1	V	2992283	850 x 910 x 25	HDS1	R	3346700
				W/6 EA 12.70MM ADJ. LUGS			
760 x 810 x 20.6	HS8	R	2992498	850 x 925 x 27	HDS1	R	3346840
760 x 810 x 25	HDS1	R	2992500	853 x 917 x 20	HDS3	D	3358743
760 x 810 x 25	HDS1	R	2992570	W/6 EA 12.70MM ADJ. LUGS			
	W/6 EA 4.77MM LUGS			853 x 917 x 22.1	HDS3	D	3357743
760 x 810 x 25	HDS7	R	2992510	W/6 EA 12.70MM ADJ. LUGS			
760 x 820 x 17.5	HS8	R	2992698	853 x 917 x 25	HDS3	D	3358803
				W/6 EA 12.70MM ADJ. LUGS			
760 x 820 x 25	HDS1	R	2992700	860 x 920 x 25	HDS1	R	3385700
	W/6 EA 12.70MM ADJ. LUGS			865 x 911 x 18	HS8	R	3405438
760 x 824 x 22	HDS1	R	2992770	865.226 x x 63.5	LDSL4		90221
	W/6 EA 12.70MM ADJ. LUGS			FOR SEAL SH SIZE 870.00MM			
770 x x 50	VR4	R	407703	867 x 920 x 15.88	HS6	R	3413566
	SHAFT RANGE 766.00MM - 774.00MM			870 x 920 x 15.88	HS8	R	3425478
770 x 810 x 20	HDS1	V	3031280	875.182 x x 63.5	LDSL4		90103
770 x 834 x 25	HDS2	R	3031762	FOR SEAL SH SIZE 880.00MM			
770 x 845 x 27.79	HDS1	R	3032840	880 x 940 x 25	HDS2	R	3464702
778 x 818 x 20.5	HS5	D	595167	880 x 940 x 25	HDS3	R	3464705
780 x x 50	VR4	R	407803	W/6 EA 12.70MM ADJ. LUGS			
	SHAFT RANGE 774.00MM - 783.00MM			880 x 944 x 25	HDS3	D	3464783
780 x 820 x 18	HS8	R	3070248	W/6 EA 12.70MM ADJ. LUGS			
780 x 820 x 19.05	HDS2	R	3070252	880 x 944 x 22	HDS1	R	3464770
				W/6 EA 12.70MM ADJ. LUGS			
780 x 820 x 19.05	HDS1	V	3070247	880 x 944 x 25	HDS1	V	3464787
780 x 830 x 22	HS5	R	3070565	880.01 x 944 x 25	HDS2	R	3464782
780 x 844 x 25	HDL	R	HDL-3032-R	889 x 20.65 x 31.75	CT1	R	524220
790 x 834 x 25	HDS1	R	3110340	BORE DIA. IS SHOULDER WIDTH			
790 x 850 x 25	HDS2	V	3110784	890 x x 50	VR4	R	408903
				SHAFT RANGE 882.00MM - 892.00MM			
790 x 850 x 25	HDS2	V	3110786	893 x 925 x 20	HDS2	H	3515138
	W/6 EA 12.70MM ADJ. LUGS			900 x x 20	VR1	R	409000
790 x 850 x 25	HDS1	V	3110780	SHAFT RANGE 875.00MM - 920.00MM			
790 x 850 x 25	HDSA1	RL	3110978	900 x x 50	VR4	R	409003
790 x 854 x 25	HDL	R	HDL-6666-R	SHAFT RANGE 892.00MM - 912.00MM			
800 x x 20	VR1	R	408000	900 x 960 x 25	HDS1	R	3543710
	SHAFT RANGE 785.00MM - 830.00MM			W/6 EA 12.70MM ADJ. LUGS			
800 x x 50	VR4	R	408003	900 x 960 x 30	HDS1	R	3543700
	SHAFT RANGE 792.00MM - 801.00MM			910 x 966 x 17.86	HS6	R	3582646
800 x 850 x 25.4	HS8	R	3150578	910 x 966 x 17.86	HS5	R	3582648
800 x 850 x 20	HDS1	R	3149465	910 x 974 x 22	HDS1	R	3582770
	W/6 EACH 1.57MM LUGS			W/6 EA 12.70MM ADJ. LUGS			
800 x 860 x 25	HDS1	R	3149500	920 x x 50	VR4	R	409203
	W/6 EA 12.70MM ADJ. LUGS			SHAFT RANGE 912.00MM - 922.00MM			
810 x 850 x 20	HDS1	V	3189280	920 x 980 x 30	HDS1	R	3622690
				920 x 984 x 25	HDS1	V	3622747

Bold numbers are preferred designs
▲ WasteWatcher numbers

† Includes Bore-Tite on O.D.

Complete size listing — Metric

Metric size shaft x bore x width	Type and style	Lip code	Stock no.	Metric size shaft x bore x width	Type and style	Lip code	Stock no.
920 x 984 x 25	HDS2	V	3622784	1000 x 1050 x 20	HDS1	R	4133510
925 x 975 x 22	HS8	D	3641509	1000 x 1050 x 23	HDS2	R	3937582
927 x 978 x 22	HDS2	D	3649572	1000 x 1050 x 23	HDS2	R	3937595
930 x 980 x 22.22	HDL	R	HDL-3026-R	W/6 EA 12.70MM ADJ. LUGS			
930 x 982 x 22.23	HS6	R	3661546	1000 x 1060 x 25	HDS2	R	3937702
939 x 971 x 15.87	HDS3	H	3716478	1000 x 1060 x 25	HDS3	R	3937705
W/6 EA 12.70MM ADJ. LUGS				W/6 EA 12.70MM ADJ. LUGS			
939 x 971 x 22.23	HDS2	H	3716488	1016 x 25.4 x 36.53	CT1	R	525035
940 x 1000 x 25	HDS1	D	3937670	BORE DIA. IS SHOULDER WIDTH			
940 x 1000 x 25	HDS1	D	3701728	1016 x 27 x 38.1	CT1	R	527903
W/6 EA 9.50MM ADJ. LUGS				BORE DIA. IS SHOULDER WIDTH			
940 x 1000 x 25	HDS1	R	3700728	1020 x 1084 x 25	HDS1	R	4016790
W/4 EA 12.70MM ADJ. LUGS				1020 x 1084 x 25	HDS1	R	4016792
940 x 1000 x 25	HDS3	D	3700703	W/6 EA 1.60MM LUGS			
W/6 EA 12.70MM ADJ. LUGS				1030 x 1070 x 25	HDL	R	HDL-3070-R
950 x x 20	VR1	R	409500	1049.325 x x 59.995	LDSL4		89947
SHAFT RANGE 920.00MM - 965.00MM				FOR SEAL SH SIZE 1054.00MM			
950 x x 50	VR4	R	409503	1050 x x 20	VR1	R	410500
SHAFT RANGE 944.00MM - 955.00MM				SHAFT RANGE 1015.00MM -1065.00MM			
950 x 980 x 18	HDS1	R	3740100	1050 x x 50	VR4	R	410503
950 x 1000 x 25	HDS1	R	3740560	SHAFT RANGE 1035.00MM -1055.00MM			
950 x 1006 x 20	HDS2	R	3740652	1055 x 1100 x 25	HDL	R	HDL-3012-R
950 x 1010 x 25	HDS1	R	3740700	1055 x 1100 x 25	HS5	R	4153425
W/6 EA 12.70MM ADJ. LUGS				1055 x 1100 x 25	HS8	D	4153448
960 x 1000 x 25	HDS1	D	3779670	1055 x 1100 x 25	HS5	D	595215
960 x 1020 x 25	HDS3	D	3779788	1055 x 1100 x 25	HDS2	D	4154428
W/6 EA 12.70MM ADJ LUGS				1060 x x 50	VR4	R	410603
960 x 1020 x 25	HDS2	D	3779692	SHAFT RANGE 1045.00MM -1065.00MM			
W/8 EA 10.00MM LUGS				1070 x 1120 x 20	HS6	R	4212496
960 x 1020 x 25	HDS1	D	3780728	1100 x x 20	VR1	R	411000
W/4 EA 4.77MM LUGS				SHAFT RANGE 1065.00MM -1115.00MM			
960 x 1020 x 25	HDS2	H	3780729	1100 x x 20	VR1	V	411004
960 x 1020 x 25	HDS1	D	3779680	SHAFT RANGE 1065.00MM - 1115.00MM			
960 x 1020 x 25	HDS2	V	3779706	1100 x x 50	VR4	R	411003
W/4 EA 4.77MM LUGS				SHAFT RANGE 1085.00MM -1105.00MM			
960 x 1024 x 25	HDS2	V	3779784	1100.226 x x 63	LDSL4		89946
960 x 1040 x 23	HDS2	R	3780901	FOR SEAL SH SIZE 1105.00MM			
960 x 1040 x 23	HDS1	R	3780902	1105 x 1151 x 17.5	HS8	R	4350508
W/6 EA 12.70MM LUGS				1105 x 1160 x 22	HDL	R	HDL-4640-R
960 x 1040 x 23	HDS1	R	3780904	1105 x 1160 x 25	HDS1	R	4350700
960 x 1040 x 23	HDS2	R	3780905	1120 x 1184 x 25	HDS2	R	4409592
W/8 EA 5.60MM LUGS				W/6 EA 12.70MM ADJ. LUGS			
960 x 1040 x 23	HDS2	V	3780908	1140 x 1180 x 20	HDS1	V	4488287
970 x x 50	VR4	R	409703	1150 x x 20	VR1	R	411500
SHAFT RANGE 965.98MM - 977.01MM				SHAFT RANGE 1115.00MM -1165.00MM			
978 x 1018 x 18	HS5	R	595118	1160 x x 50	VR4	R	411603
980 x x 50	VR4	R	409808	SHAFT RANGE 1145.00MM - 1165.00MM			
SHAFT RANGE 977.00MM - 988.00MM				1180 x 1230 x 20	HS6	R	4645556
990 x 1040 x 25	HDL	R	HDL-9998-R	1200 x x 20	VR1	R	412000
990 x 1045 x 25	HDS1	R	3898631	SHAFT RANGE 1165.00MM -1215.00MM			
990 x 1045 x 25	HDS3	D	3897543	1200 x x 50	VR4	R	412003
W/6 EACH 12.70MM ADJ.LUGS				SHAFT RANGE 1185.00MM -1205.00MM			
1000 x x 20	VR1	R	410000	1200 x 1264 x 22.2	† HDS2	D	4724762
SHAFT RANGE 965.00MM -1015.00MM				W/4 EA 3.20MM LUGS			
1000 x x 50	VR4	R	410003				
SHAFT RANGE 999.00MM -1010.00MM							
1000 x 1035 x 20	HDS2	R	3937172				
1000 x 1050 x 23	HDS2	R	3937565				
W/6 EA 3.97MM LUGS							

Complete size listing — Metric

Metric size shaft x bore x width	Type and style	Lip code	Stock no.	Metric size shaft x bore x width	Type and style	Lip code	Stock no.
1220 x 1255 x 20	HDS2	R	4803182	1650 x x 50	VR4	R	416503
1248 x 1298 x 20.7	HS8	R	4913508	SHAFT RANGE 1640.00MM -1680.00MM			
1250 x x 20	VR1	R	412500	1675 x 1725 x 20	HS8	R	6594478
SHAFT RANGE 1215.00MM -1270.00MM				1675 x 1725 x 20.62	HS8	D	6594558
1250 x x 50	VR4	R	412503	1700 x x 20	VR1	R	417000
SHAFT RANGE 1235.00MM -1255.00MM				SHAFT RANGE 1670.00MM -1720.00MM			
1250 x 1314 x 21.54	HDS7	R	4921790	1700 x x 50	VR4	R	417003
W/12 EA 6.35MM LUGS				SHAFT RANGE 1680.00MM -1720.00MM			
1250 x 1314 x 25	HDS2	R	4921793	1750 x x 20	VR1	R	417500
1260 x 1300 x 18	HDS1	R	593764	SHAFT RANGE 1720.00MM -1770.00MM			
1270 x 20.62 x 25.4	CT3	R	593525	1750 x x 50	VR4	R	417503
BORE DIA. IS SHOULDER WIDTH W/BUTT JOINT				SHAFT RANGE 1720.00MM -1765.00MM			
1270 x 23.83 x 34.92	CT1	R	529129	1800 x x 20	VR1	R	418000
BORE DIA. IS SHOULDER WIDTH				SHAFT RANGE 1770.00MM -1820.00MM			
1300 x x 20	VR1	R	413000	1800 x x 50	VR4	R	418003
SHAFT RANGE 1270.00MM -1320.00MM				SHAFT RANGE 1765.00MM -1810.00MM			
1300 x x 50	VR4	R	413003	1810 x 1860 x 20	HS8	R	7125478
SHAFT RANGE 1295.00MM -1315.00MM				1810 x 1860 x 20.62	HS8	D	7153558
1350 x x 20	VR1	R	413500	1850 x x 20	VR1	R	418500
SHAFT RANGE 1320.00MM -1370.00MM				SHAFT RANGE 1820.00MM -1870.00MM			
1350 x x 50	VR4	R	413503	1850 x x 50	VR4	R	418503
SHAFT RANGE 1340.00MM -1365.00MM				SHAFT RANGE 1810.00MM -1855.00MM			
1350 x 1415 x 25	HDL	R	HDL-3028-R	1900 x x 20	VR1	R	419000
1370 x 1420 x 19.83	HS8	H	5393458	SHAFT RANGE 1870.00MM -1920.00MM			
1370 x 1420 x 20	HDS1	R	5393510	1900 x x 50	VR4	R	419003
1370 x 1420 x 19.05	HDS2	H	5393512	SHAFT RANGE 1855.00MM -1905.00MM			
1380 x 1420 x 18	HS8	R	5433258	1950 x x 20	VR1	R	419500
1380 x 1440 x 25	HDL	R	HDL-8594-R	SHAFT RANGE 1920.00MM -1970.00MM			
1400 x x 20	VR1	R	414000	1950 x x 50	VR4	R	419503
SHAFT RANGE 1370.00MM -1420.00MM				SHAFT RANGE 1905.00MM -1955.00MM			
1400 x x 50	VR4	R	414003	2000 x x 20	VR1	R	419990
SHAFT RANGE 1390.00MM -1415.00MM				SHAFT RANGE 1970.00MM -2020.00MM			
1450 x x 20	VR1	R	414500	2000 x x 50	VR4	R	419993
SHAFT RANGE 1420.00MM -1470.00MM				SHAFT RANGE 1955.00MM -2010.00MM			
1450 x x 50	VR4	R	414503	2050 x x 50	VR4	R	420503
SHAFT RANGE 1440.00MM -1465.00MM				SHAFT RANGE 2010.00MM -2070.00MM			
1500 x x 20	VR1	R	415000	2500 x 20.73 x 25.5	CT3	R	596289
SHAFT RANGE 1470.00MM -1520.00MM				BORE DIA. IS SHOULDER WIDTH W/BUTT JOINT			
1500 x x 50	VR4	R	415003	2540 x 27 x 38.1	CT1	R	522856
SHAFT RANGE 1490.00MM -1515.00MM				BORE DIA. IS SHOULDER WIDTH			
1530 x 1580 x 20	HDS1	R	6023510	2850 x 2900 x 20.625	HS8	D	595210
1550 x x 20	VR1	R	415500	2900 x 2959 x 17.33	HS6	R	597336
SHAFT RANGE 1520.00MM -1570.00MM				3000 x 3050 x 20.625	HS8	D	595211
1550 x x 50	VR4	R	415503	3810 x 20.65 x 31.75	CT3	R	596050
SHAFT RANGE 1540.00MM -1570.00MM				BORE DIA. IS SHOULDER WIDTH W/BUTT JOINT			
1550 x 1610 x 25	HDL	R	HDL-8622-R	3980 x 20.73 x 25.5	CT3	R	596290
1550 x 1610 x 25	HDS2	V	6102702	BORE DIA. IS SHOULDER WIDTH W/BUTT JOINT			
1600 x x 20	VR1	R	416000				
SHAFT RANGE 1570.00MM -1620.00MM							
1600 x x 50	VR4	R	416003				
SHAFT RANGE 1600.00MM -1640.00MM							
1612 x 20.65 x 25.4	CT3	R	595373				
BORE DIA. IS SHOULDER WIDTH							
1636 x 1700 x 22	HDL	R	HDL-4979-R				
1650 x x 20	VR1	R	416500				
SHAFT RANGE 1620.00MM -1670.00MM							

Bold numbers are preferred designs
▲ WasteWatcher numbers

† Includes Bore-Tite on O.D.

LDS section - HDL inch size listing

Stock no.	Shaft	Inch bore	Width	Type and style	Lip	Stock no.	Shaft	Inch bore	Width	Type and style	Lip
HDL-1299-R	6.125	7.625	0.687	HDL	R	HDL-7718-R *	8.625	10.750	0.812	HDL	R
HDL-1299-H	6.125	7.625	0.687	HDL	H	HDL-7718-H *	8.625	10.750	0.812	HDL	H
HDL-1299-V	6.125	7.625	0.687	HDL	V	HDL-7718-V *	8.625	10.750	0.812	HDL	V
HDL-3011-R	7.125	8.250	0.750	HDL	R	HDL-3946-R	8.750	10.250	0.687	HDL	R
HDL-3011-H	7.125	8.250	0.750	HDL	H	HDL-3946-H	8.750	10.250	0.687	HDL	H
HDL-3011-V	7.125	8.250	0.750	HDL	V	HDL-3946-V	8.750	10.250	0.687	HDL	V
HDL-9176-R	7.875	9.375	0.687	HDL	R	HDL-9911-R *	8.750	10.500	0.687	HDL	R
HDL-9176-H	7.875	9.375	0.687	HDL	H	HDL-9911-H *	8.750	10.500	0.687	HDL	H
HDL-9176-V	7.875	9.375	0.687	HDL	V	HDL-9911-V *	8.750	10.500	0.687	HDL	V
HDL-3921-R	8.000	9.500	0.687	HDL	R	HDL-3952-R *	8.750	10.750	0.812	HDL	R
HDL-3921-H	8.000	9.500	0.687	HDL	H	HDL-3952-H *	8.750	10.750	0.812	HDL	H
HDL-3921-V	8.000	9.500	0.687	HDL	V	HDL-3952-V *	8.750	10.750	0.812	HDL	V
HDL-9712-R *	8.125	10.125	0.687	HDL	R	HDL-3953-R *	8.875	10.875	0.812	HDL	R
HDL-9712-H *	8.125	10.125	0.687	HDL	H	HDL-3953-H *	8.875	10.875	0.812	HDL	H
HDL-9712-V *	8.125	10.125	0.687	HDL	V	HDL-3953-V *	8.875	10.875	0.812	HDL	V
HDL-4499-R	8.250	10.250	0.812	HDL	R	HDLA-3031-R	9.000	10.000	0.750	HDLA	R
HDL-4499-H	8.250	10.250	0.812	HDL	H	HDLA-3031-R	9.000	10.000	0.750	HDLA	R
HDL-4499-V	8.250	10.250	0.812	HDL	V	HDLA-3031-V	9.000	10.000	0.750	HDLA	V
HDL-3933-R	8.375	9.875	0.687	HDL	R	HDL-3954-R	9.000	10.500	0.687	HDL	R
HDL-3933-H	8.375	9.875	0.687	HDL	H	HDL-3954-H	9.000	10.500	0.687	HDL	H
HDL-3933-V	8.375	9.875	0.687	HDL	V	HDL-3954-V	9.000	10.500	0.687	HDL	V
HDL-4500-R *	8.375	10.375	0.812	HDL	R	HDL-3955-R *	9.000	11.000	0.812	HDL	R
HDL-4500-H *	8.375	10.375	0.812	HDL	H	HDL-3955-H *	9.000	11.000	0.812	HDL	H
HDL-4500-V *	8.375	10.375	0.812	HDL	V	HDL-3955-V *	9.000	11.000	0.812	HDL	V
HDL-1705-R	8.500	9.750	0.562	HDL	R	HDL-3957-R	9.125	10.625	0.687	HDL	R
HDL-1705-H	8.500	9.750	0.562	HDL	H	HDL-3957-H	9.125	10.625	0.687	HDL	H
HDL-1705-V *	8.500	9.750	0.562	HDL	V	HDL-3957-V	9.125	10.625	0.687	HDL	V
HDL-6384-R	8.500	9.750	0.652	HDL	R	HDL-3962-R *	9.125	11.125	0.812	HDL	R
HDL-6384-H	8.500	9.750	0.652	HDL	H	HDL-3962-H *	9.125	11.125	0.812	HDL	H
HDL-6384-V	8.500	9.750	0.652	HDL	V	HDL-3962-V *	9.125	11.125	0.812	HDL	V
HDLA3066-R	8.500	9.750	0.750	HDLA	R	HDL-8765-R *	9.134	10.625	0.687	HDL	R
HDLA3066-H	8.500	9.750	0.750	HDLA	H	HDL-8765-H *	9.134	10.625	0.687	HDL	H
HDLA3066-V	8.500	9.750	0.750	HDLA	V	HDL-8765-V *	9.134	10.625	0.687	HDL	V
HDL-8453-R	8.500	10.000	0.687	HDL	R	HDL-3963-R	9.250	10.750	0.687	HDL	R
HDL-8453-H	8.500	10.000	0.687	HDL	H	HDL-3963-H	9.250	10.750	0.687	HDL	H
HDL-8453-V	8.500	10.000	0.687	HDL	V	HDL-3963-V	9.250	10.750	0.687	HDL	V
HDL-3938-R *	8.500	10.500	0.812	HDL	R	HDL-9706-R *	9.250	11.250	0.687	HDL	R
HDL-3938-H *	8.500	10.500	0.812	HDL	H	HDL-9706-H *	9.250	11.250	0.687	HDL	H
HDL-3938-V *	8.500	10.500	0.812	HDL	V	HDL-9706-V *	9.250	11.250	0.687	HDL	V
HDL-3939-R	8.625	10.125	0.687	HDL	R	HDL-4610-R	9.375	11.375	0.812	HDL	R
HDL-3939-H	8.625	10.125	0.687	HDL	H	HDL-4610-H	9.375	11.375	0.812	HDL	H
HDL-3939-V	8.625	10.125	0.687	HDL	V	HDL-4610-V	9.375	11.375	0.812	HDL	V
HDL-2736-R *	8.625	10.260	0.687	HDL	R	HDL-3145-R *	9.500	10.750	0.562	HDL	R
HDL-2736-H *	8.625	10.260	0.687	HDL	H	HDL-3145-H *	9.500	10.750	0.562	HDL	H
HDL-2736-V *	8.625	10.260	0.687	HDL	V	HDL-3145-V *	9.500	10.750	0.562	HDL	V

LDS section - HDL inch size listing - (cont.)

Stock no.	Shaft	Inch bore	Width	Type and style	Lip	Stock no.	Shaft	Inch bore	Width	Type and style	Lip
HDL-3981-R	9.500	11.250	0.750	HDL	R	HDL-4009-R	10.250	12.250	0.812	HDL	R
HDL-3981-H	9.500	11.250	0.750	HDL	H	HDL-4009-H	10.250	12.250	0.812	HDL	H
HDL-3981-V	9.500	11.250	0.750	HDL	V	HDL-4009-V	10.250	12.250	0.812	HDL	V
HDLA-3981-R	9.500	11.250	0.750	HDLA	R	HDL-4015-R *	10.250	12.500	0.812	HDL	R
HDLA-3981-H	9.500	11.250	0.750	HDLA	H	HDL-4015-H *	10.250	12.500	0.812	HDL	H
HDLA-3981-V	9.500	11.250	0.750	HDLA	V	HDL-4015-V *	10.250	12.500	0.812	HDL	V
HDL-3984-R	9.500	11.500	0.812	HDL	R	HDL-4011-R	10.500	12.000	0.687	HDL	R
HDL-3984-H	9.500	11.500	0.812	HDL	H	HDL-4011-H	10.500	12.000	0.687	HDL	H
HDL-3984-V	9.500	11.500	0.812	HDL	V	HDL-4011-V	10.500	12.000	0.687	HDL	V
HDL-1692-R *	9.750	11.125	0.562	HDL	R	HDL-3041-R	10.500	12.500	0.750	HDL	R
HDL-1692-H *	9.750	11.125	0.562	HDL	H	HDL-3041-H	10.500	12.500	0.750	HDL	H
HDL-1692-V *	9.750	11.125	0.562	HDL	V	HDL-3041-V	10.500	12.500	0.750	HDL	V
HDL-3985-R	9.750	11.250	0.687	HDL	R	HDL-4017-R	10.500	12.500	0.812	HDL	R
HDL-3985-H	9.750	11.250	0.687	HDL	H	HDL-4017-H	10.500	12.500	0.812	HDL	H
HDL-3985-V	9.750	11.250	0.687	HDL	V	HDL-4017-V	10.500	12.500	0.812	HDL	V
HDL-9425-R *	9.750	11.750	0.687	HDL	R	HDL-4023-R	10.750	12.250	0.687	HDL	R
HDL-9425-H *	9.750	11.750	0.687	HDL	H	HDL-4023-H	10.750	12.250	0.687	HDL	H
HDL-9425-V *	9.750	11.750	0.687	HDL	V	HDL-4023-V	10.750	12.250	0.687	HDL	V
HDL-3051-R	10.000	11.500	0.625	HDL	R	HDL-4033-R	10.750	12.500	0.875	HDL	R
HDL-3051-H	10.000	11.500	0.625	HDL	H	HDL-4033-H	10.750	12.500	0.875	HDL	H
HDL-3051-V	10.000	11.500	0.625	HDL	V	HDL-4033-V	10.750	12.500	0.875	HDL	V
HDL-3992-R	10.000	11.500	0.687	HDL	R	HDL-3014-R	10.750	12.750	0.625	HDL	R
HDL-3992-H	10.000	11.500	0.687	HDL	H	HDL-3014-H	10.750	12.750	0.625	HDL	H
HDL-3992-V	10.000	11.500	0.687	HDL	V	HDL-3014-V	10.750	12.750	0.625	HDL	V
HDL-3994-R *	10.000	11.750	0.750	HDL	R	HDL-4031-R *	10.750	12.750	0.812	HDL	R
HDL-3994-H *	10.000	11.750	0.750	HDL	H	HDL-4031-H *	10.750	12.750	0.812	HDL	H
HDL-3994-V *	10.000	11.750	0.750	HDL	V	HDL-4031-V *	10.750	12.750	0.812	HDL	V
HDL-3997-R	10.000	12.000	0.812	HDL	R	HDL-4022-R *	10.750	13.000	0.812	HDL	R
HDL-3997-H	10.000	12.000	0.812	HDL	H	HDL-4022-H *	10.750	13.000	0.812	HDL	H
HDL-3997-V	10.000	12.000	0.812	HDL	V	HDL-4022-V *	10.750	13.000	0.812	HDL	V
HDL-3998-R *	10.000	12.000	0.875	HDL	R	HDL-4026-R *	10.750	13.250	0.812	HDL	R
HDL-3998-H *	10.000	12.000	0.875	HDL	H	HDL-4026-H *	10.750	13.250	0.812	HDL	H
HDL-3998-V *	10.000	12.000	0.875	HDL	V	HDL-4026-V *	10.750	13.250	0.812	HDL	V
HDL-3669-R	10.000	12.250	0.812	HDL	R	HDL-4027-R *	10.875	12.375	0.687	HDL	R
HDL-3669-H	10.000	12.250	0.812	HDL	H	HDL-4027-H *	10.875	12.375	0.687	HDL	H
HDL-3669-V	10.000	12.250	0.812	HDL	V	HDL-4027-V *	10.875	12.375	0.687	HDL	V
HDL-3999-R	10.125	11.625	0.687	HDL	R	HDL-4028-R	10.875	12.500	0.687	HDL	R
HDL-3999-H	10.125	11.625	0.687	HDL	H	HDL-4028-H	10.875	12.500	0.687	HDL	H
HDL-3999-V	10.125	11.625	0.687	HDL	V	HDL-4028-V	10.875	12.500	0.687	HDL	V
HDL-5989-R	10.125	11.750	0.687	HDL	R	HDL-3135-R *	11.000	12.250	0.562	HDL	R
HDL-5989-H	10.125	11.750	0.687	HDL	H	HDL-3135-H *	11.000	12.250	0.562	HDL	H
HDL-5989-V	10.125	11.750	0.687	HDL	V	HDL-3135-V *	11.000	12.250	0.562	HDL	V
HDL-4004-R	10.250	11.750	0.687	HDL	R	HDL-4611-R	11.000	12.500	0.687	HDL	R
HDL-4004-H	10.250	11.750	0.687	HDL	H	HDL-4611-H	11.000	12.500	0.687	HDL	H
HDL-4004-V	10.250	11.750	0.687	HDL	V	HDL-4611-V	11.000	12.500	0.687	HDL	V

* Contact SKF for availability

LDS section - HDL inch size listing - (cont.)

Stock no.	Shaft	Inch bore	Width	Type and style	Lip	Stock no.	Shaft	Inch bore	Width	Type and style	Lip
HDL-6034-R *	11.000	13.000	0.687	HDL	R	HDL-5838-R *	12.000	14.000	0.687	HDL	R
HDL-6034-H *	11.000	13.000	0.687	HDL	H	HDL-5838-H *	12.000	14.000	0.687	HDL	H
HDL-6034-V *	11.000	13.000	0.687	HDL	V	HDL-5838-V *	12.000	14.000	0.687	HDL	V
HDL-4036-R	11.000	13.000	0.812	HDL	R	HDL-4071-R	12.000	14.000	0.750	HDL	R
HDL-4036-H	11.000	13.000	0.812	HDL	H	HDL-4071-H	12.000	14.000	0.750	HDL	H
HDL-4036-V	11.000	13.000	0.812	HDL	V	HDL-4071-V	12.000	14.000	0.750	HDL	V
HDL-3060-R	11.000	13.500	0.687	HDL	R	HDL-4072-R	12.000	14.000	0.812	HDL	R
HDL-3060-H	11.000	13.500	0.687	HDL	H	HDL-4072-H	12.000	14.000	0.812	HDL	H
HDL-3060-V	11.000	13.500	0.687	HDL	V	HDL-4072-V	12.000	14.000	0.812	HDL	V
HDL-3699-R *	11.125	13.000	0.687	HDL	R	HDL-3702-R *	12.000	14.750	0.812	HDL	R
HDL-3699-H *	11.125	13.000	0.687	HDL	H	HDL-3702-H *	12.000	14.750	0.812	HDL	H
HDL-3699-V *	11.125	13.000	0.687	HDL	V	HDL-3702-V *	12.000	14.750	0.812	HDL	V
HDL-3700-R *	11.125	13.250	0.812	HDL	R	HDL-4053-R *	12.125	13.875	0.687	HDL	R
HDL-3700-H *	11.125	13.250	0.812	HDL	H	HDL-4053-H *	12.125	13.875	0.687	HDL	H
HDL-3700-V *	11.125	13.250	0.812	HDL	V	HDL-4053-V *	12.125	13.875	0.687	HDL	V
HDL-4527-R	11.250	12.750	0.687	HDL	R	HDL-4613-R	12.250	13.750	0.687	HDL	R
HDL-4527-H	11.250	12.750	0.687	HDL	H	HDL-4613-H	12.250	13.750	0.687	HDL	H
HDL-4527-V	11.250	12.750	0.687	HDL	V	HDL-4613-V	12.250	13.750	0.687	HDL	V
HDL-8778-R *	11.250	13.250	0.687	HDL	R	HDL-4614-R	12.250	13.750	0.875	HDL	R
HDL-8778-H *	11.250	13.250	0.687	HDL	H	HDL-4614-H	12.250	13.750	0.875	HDL	H
HDL-8778-V *	11.250	13.250	0.687	HDL	V	HDL-4614-V	12.250	13.750	0.875	HDL	V
HDL-4047-R *	11.250	13.250	0.812	HDL	R	HDL-4055-R *	12.250	14.000	0.687	HDL	R
HDL-4047-H *	11.250	13.250	0.812	HDL	H	HDL-4055-H *	12.250	14.000	0.687	HDL	H
HDL-4047-V *	11.250	13.250	0.812	HDL	V	HDL-4055-V *	12.250	14.000	0.687	HDL	V
HDL-4052-R	11.375	13.375	0.812	HDL	R	HDL-4075-R	12.250	14.250	0.812	HDL	R
HDL-4052-H	11.375	13.375	0.812	HDL	H	HDL-4075-H	12.250	14.250	0.812	HDL	H
HDL-4052-V	11.375	13.375	0.812	HDL	V	HDL-4075-V	12.250	14.250	0.812	HDL	V
HDL-4057-R	11.500	13.000	0.687	HDL	R	HDL-4076-R	12.375	13.875	0.687	HDL	R
HDL-4057-H	11.500	13.000	0.687	HDL	H	HDL-4076-H	12.375	13.875	0.687	HDL	H
HDL-4057-V	11.500	13.000	0.687	HDL	V	HDL-4076-V	12.375	13.875	0.687	HDL	V
HDL-4063-R	11.500	13.500	0.812	HDL	R	HDL-4056-R	12.375	14.000	0.687	HDL	R
HDL-4063-H	11.500	13.500	0.812	HDL	H	HDL-4056-H	12.375	14.000	0.687	HDL	H
HDL-4063-V	11.500	13.500	0.812	HDL	V	HDL-4056-V	12.375	14.000	0.687	HDL	V
HDL-4064-R	11.750	13.250	0.687	HDL	R	HDL-4097-R *	12.375	14.375	0.687	HDL	R
HDL-4064-H	11.750	13.250	0.687	HDL	H	HDL-4097-H *	12.375	14.375	0.687	HDL	H
HDL-4064-V	11.750	13.250	0.687	HDL	V	HDL-4097-V *	12.375	14.375	0.687	HDL	V
HDL-4612-R	12.000	13.500	0.687	HDL	R	HDL-4106-R *	12.375	14.500	0.812	HDL	R
HDL-4612-H	12.000	13.500	0.687	HDL	H	HDL-4106-H *	12.375	14.500	0.812	HDL	H
HDL-4612-V	12.000	13.500	0.687	HDL	V	HDL-4106-V *	12.375	14.500	0.812	HDL	V
HDL-8523-R *	12.000	13.625	0.687	HDL	R	HDL-4079-R	12.500	14.000	0.687	HDL	R
HDL-8523-H *	12.000	13.625	0.687	HDL	H	HDL-4079-H	12.500	14.000	0.687	HDL	H
HDL-8523-V *	12.000	13.625	0.687	HDL	V	HDL-4079-V	12.500	14.000	0.687	HDL	V
HDL-3701-R *	12.000	13.750	0.687	HDL	R	HDL-4082-R *	12.500	14.500	0.750	HDL	R
HDL-3701-H *	12.000	13.750	0.687	HDL	H	HDL-4082-H *	12.500	14.500	0.750	HDL	H
HDL-3701-V *	12.000	13.750	0.687	HDL	V	HDL-4082-V *	12.500	14.500	0.750	HDL	V

LDS section - HDL inch size listing - (cont.)

Stock no.	Shaft	Inch bore	Width	Type and style	Lip	Stock no.	Shaft	Inch bore	Width	Type and style	Lip
HDL-4083-R	12.500	14.500	0.812	HDL	R	HDL-4105-R *	13.250	15.125	0.687	HDL	R
HDL-4083-H	12.500	14.500	0.812	HDL	H	HDL-4105-H *	13.250	15.125	0.687	HDL	H
HDL-4083-V	12.500	14.500	0.812	HDL	V	HDL-4105-V *	13.250	15.125	0.687	HDL	V
HDL-4084-R *	12.500	15.000	0.812	HDL	R	HDL-6294-R *	13.250	15.250	0.687	HDL	R
HDL-4084-H *	12.500	15.000	0.812	HDL	H	HDL-6294-H *	13.250	15.250	0.687	HDL	H
HDL-4084-V *	12.500	15.000	0.812	HDL	V	HDL-6294-V *	13.250	15.250	0.687	HDL	V
HDL-4081-R *	12.625	14.125	0.687	HDL	R	HDL-4779-R *	13.250	15.250	0.812	HDL	R
HDL-4081-H *	12.625	14.125	0.687	HDL	H	HDL-4779-H *	13.250	15.250	0.812	HDL	H
HDL-4081-V *	12.625	14.125	0.687	HDL	V	HDL-4779-V *	13.250	15.250	0.812	HDL	V
HDL-3716-R *	12.625	14.500	0.687	HDL	R	HDL-4121-R	13.500	15.000	0.687	HDL	R
HDL-3716-H *	12.625	14.500	0.687	HDL	H	HDL-4121-H	13.500	15.000	0.687	HDL	H
HDL-3716-V *	12.625	14.500	0.687	HDL	V	HDL-4121-V	13.500	15.000	0.687	HDL	V
HDL-9766-R *	12.687	14.750	0.812	HDL	R	HDL-3052-R	13.500	15.250	0.750	HDL	R
HDL-9766-H *	12.687	14.750	0.812	HDL	H	HDL-3052-H	13.500	15.250	0.750	HDL	H
HDL-9766-V *	12.687	14.750	0.812	HDL	V	HDL-3052-V	13.500	15.250	0.750	HDL	V
HDL-4089-R	12.750	14.250	0.687	HDL	R	HDL-4128-R	13.500	15.500	0.812	HDL	R
HDL-4089-H	12.750	14.250	0.687	HDL	H	HDL-4128-H	13.500	15.500	0.812	HDL	H
HDL-4089-V	12.750	14.250	0.687	HDL	V	HDL-4128-V	13.500	15.500	0.812	HDL	V
HDL-7652-R *	12.750	14.750	0.687	HDL	R	HDL-4123-R *	13.500	15.750	0.812	HDL	R
HDL-7652-H *	12.750	14.750	0.687	HDL	H	HDL-4123-H *	13.500	15.750	0.812	HDL	H
HDL-7652-V *	12.750	14.750	0.687	HDL	V	HDL-4123-V *	13.500	15.750	0.812	HDL	V
HDL-4092-R *	12.750	15.000	0.812	HDL	R	HDL-4120-R *	13.625	15.500	0.687	HDL	R
HDL-4092-H *	12.750	15.000	0.812	HDL	H	HDL-4120-H *	13.625	15.500	0.687	HDL	H
HDL-4092-V *	12.750	15.000	0.812	HDL	V	HDL-4120-V *	13.625	15.500	0.687	HDL	V
HDL-5404-R *	12.875	15.000	0.812	HDL	R	HDL-4529-R *	13.750	15.250	0.687	HDL	R
HDL-5404-H *	12.875	15.000	0.812	HDL	H	HDL-4529-H *	13.750	15.250	0.687	HDL	H
HDL-5404-V *	12.875	15.000	0.812	HDL	V	HDL-4529-V *	13.750	15.250	0.687	HDL	V
HDL-4093-R	13.000	14.500	0.687	HDL	R	HDL-4531-R *	13.750	15.500	0.750	HDL	R
HDL-4093-H	13.000	14.500	0.687	HDL	H	HDL-4531-H *	13.750	15.500	0.750	HDL	H
HDL-4093-V	13.000	14.500	0.687	HDL	V	HDL-4531-V *	13.750	15.500	0.750	HDL	V
HDL-4096-R *	13.000	14.875	0.687	HDL	R	HDL-4129-R	13.750	15.750	0.812	HDL	R
HDL-4096-H *	13.000	14.875	0.687	HDL	H	HDL-4129-H	13.750	15.750	0.812	HDL	H
HDL-4096-V *	13.000	14.875	0.687	HDL	V	HDL-4129-V	13.750	15.750	0.812	HDL	V
HDL-4099-R	13.000	15.000	0.812	HDL	R	HDL-4119-R *	13.750	16.000	0.812	HDL	R
HDL-4099-H	13.000	15.000	0.812	HDL	H	HDL-4119-H *	13.750	16.000	0.812	HDL	H
HDL-4099-V	13.000	15.000	0.812	HDL	V	HDL-4119-V *	13.750	16.000	0.812	HDL	V
HDL-4101-R	13.250	14.750	0.687	HDL	R	HDL-4108-R *	13.813	16.000	0.812	HDL	R
HDL-4101-H	13.250	14.750	0.687	HDL	H	HDL-4108-H *	13.813	16.000	0.812	HDL	H
HDL-4101-V	13.250	14.750	0.687	HDL	V	HDL-4108-V *	13.813	16.000	0.812	HDL	V
HDL-7734-R	13.250	14.875	0.687	HDL	R	HDL-4110-R *	13.875	16.000	0.812	HDL	R
HDL-7734-H	13.250	14.875	0.687	HDL	H	HDL-4110-H *	13.875	16.000	0.812	HDL	H
HDL-7734-V	13.250	14.875	0.687	HDL	V	HDL-4110-V *	13.875	16.000	0.812	HDL	V
HDL-7169-R *	13.250	15.000	0.687	HDL	R	HDL-4130-R *	13.937	15.437	0.687	HDL	R
HDL-7169-H *	13.250	15.000	0.687	HDL	H	HDL-4130-H *	13.937	15.437	0.687	HDL	H
HDL-7169-V *	13.250	15.000	0.687	HDL	V	HDL-4130-V *	13.937	15.437	0.687	HDL	V

* Contact SKF for availability

LDS section - HDL inch size listing - (cont.)

Stock no.	Shaft	Inch bore	Width	Type and style	Lip	Stock no.	Shaft	Inch bore	Width	Type and style	Lip
HDL-4111-R *	13.938	15.500	0.687	HDL	R	HDL-4142-V	14.500	16.000	0.687	HDL	V
HDL-4111-H *	13.938	15.500	0.687	HDL	H	HDL-4142-R	14.500	16.000	0.687	HDL	R
HDL-4111-V *	13.938	15.500	0.687	HDL	V	HDL-4142-H	14.500	16.000	0.687	HDL	H
HDL-4112-R *	13.938	16.000	0.687	HDL	R	HDL-4145-V	14.500	16.500	0.812	HDL	V
HDL-4112-H *	13.938	16.000	0.687	HDL	H	HDL-4145-R	14.500	16.500	0.812	HDL	R
HDL-4112-V *	13.938	16.000	0.687	HDL	V	HDL-4145-H	14.500	16.500	0.812	HDL	H
HDL-4131-R	14.000	15.500	0.687	HDL	R	HDL-3856-R	14.625	16.250	0.687	HDL	R
HDL-4131-H	14.000	15.500	0.687	HDL	H	HDL-3856-H	14.625	16.250	0.687	HDL	H
HDL-4131-V	14.000	15.500	0.687	HDL	V	HDL-3856-V	14.625	16.250	0.687	HDL	V
HDL-5991-R	14.000	15.750	0.687	HDL	R	HDL-3857-R *	14.625	16.750	0.812	HDL	R
HDL-5991-H	14.000	15.750	0.687	HDL	H	HDL-3857-H *	14.625	16.750	0.812	HDL	H
HDL-5991-V	14.000	15.750	0.687	HDL	V	HDL-3857-V *	14.625	16.750	0.812	HDL	V
HDL-4134-R	14.000	15.750	0.750	HDL	R	HDL-4147-R	14.750	16.250	0.687	HDL	R
HDL-4134-H	14.000	15.750	0.750	HDL	H	HDL-4147-H	14.750	16.250	0.687	HDL	H
HDL-4134-V	14.000	15.750	0.750	HDL	V	HDL-4147-V	14.750	16.250	0.687	HDL	V
HDL-4135-R	14.000	16.000	0.812	HDL	R	HDL-5990-R	14.750	16.500	0.687	HDL	R
HDL-4135-H	14.000	16.000	0.812	HDL	H	HDL-5990-H	14.750	16.500	0.687	HDL	H
HDL-4135-V	14.000	16.000	0.812	HDL	V	HDL-5990-V	14.750	16.500	0.687	HDL	V
HDLA-4135-R	14.000	16.000	0.812	HDLA	R	HDL-3858-R	14.875	16.500	0.687	HDL	R
HDLA-4135-H	14.000	16.000	0.812	HDLA	H	HDL-3858-H	14.875	16.500	0.687	HDL	H
HDLA-4135-V	14.000	16.000	0.812	HDLA	V	HDL-3858-V	14.875	16.500	0.687	HDL	V
HDL-5382-R *	14.000	16.250	0.812	HDL	R	HDL-3859-R *	14.875	16.750	0.687	HDL	R
HDL-5382-H *	14.000	16.250	0.812	HDL	H	HDL-3859-H *	14.875	16.750	0.687	HDL	H
HDL-5382-V *	14.000	16.250	0.812	HDL	V	HDL-3859-V *	14.875	16.750	0.687	HDL	V
HDL-7535-R *	14.000	16.500	0.812	HDL	R	HDL-2622-R *	14.875	16.875	0.937	HDL	R
HDL-7535-H *	14.000	16.500	0.812	HDL	H	HDL-2622-H *	14.875	16.875	0.937	HDL	H
HDL-7535-V *	14.000	16.500	0.812	HDL	V	HDL-2622-V *	14.875	16.875	0.937	HDL	V
HDL-9280-R *	14.187	16.732	0.812	HDL	R	HDL-4150-R *	14.875	16.875	1.000	HDL	R
HDL-9280-H *	14.187	16.732	0.812	HDL	H	HDL-4150-H *	14.875	16.875	1.000	HDL	H
HDL-9280-V *	14.187	16.732	0.812	HDL	V	HDL-4150-V *	14.875	16.875	1.000	HDL	V
HDL-4118-R	14.250	15.750	0.687	HDL	R	HDL-3860-R *	14.875	17.000	0.812	HDL	R
HDL-4118-H	14.250	15.750	0.687	HDL	H	HDL-3860-H *	14.875	17.000	0.812	HDL	H
HDL-4118-V	14.250	15.750	0.687	HDL	V	HDL-3860-V *	14.875	17.000	0.812	HDL	V
HDL-4139-R *	14.250	16.000	0.687	HDL	R	HDL-3861-R *	14.906	17.000	0.812	HDL	R
HDL-4139-H *	14.250	16.000	0.687	HDL	H	HDL-3861-H *	14.906	17.000	0.812	HDL	H
HDL-4139-V *	14.250	16.000	0.687	HDL	V	HDL-3861-V *	14.906	17.000	0.812	HDL	V
HDL-4140-R	14.250	16.250	0.812	HDL	R	HDL-4151-R	15.000	16.500	0.687	HDL	R
HDL-4140-H	14.250	16.250	0.812	HDL	H	HDL-4151-H	15.000	16.500	0.687	HDL	H
HDL-4140-V	14.250	16.250	0.812	HDL	V	HDL-4151-V	15.000	16.500	0.687	HDL	V
HDL-3855-R *	14.250	16.500	0.812	HDL	3	HDL-3067-R	15.000	16.500	0.750	HDL	R
HDL-3855-H *	14.250	16.500	0.812	HDL	H	HDL-3067-H	15.000	16.500	0.750	HDL	H
HDL-3855-V *	14.250	16.500	0.812	HDL	V	HDL-3067-V	15.000	16.500	0.750	HDL	V
HDL-5481-R *	14.375	16.000	0.687	HDL	R	HDL-4156-R	15.000	17.000	0.812	HDL	R
HDL-5481-H *	14.375	16.000	0.687	HDL	H	HDL-4156-H	15.000	17.000	0.812	HDL	H
HDL-5481-V *	14.375	16.000	0.687	HDL	V	HDL-4156-V	15.000	17.000	0.812	HDL	V

LDS section - HDL inch size listing - (cont.)

Stock no.	Shaft	Inch bore	Width	Type and style	Lip	Stock no.	Shaft	Inch bore	Width	Type and style	Lip
HDL-3862-V *	15.000	17.250	0.812	HDL	V	HDL-4168-R *	15.500	18.000	0.812	HDL	R
HDL-8508-H *	15.000	17.250	0.812	HDL	H	HDL-4168-H *	15.500	18.000	0.812	HDL	H
HDL-8508-V *	15.000	17.250	0.812	HDL	V	HDL-4168-V *	15.500	18.000	0.812	HDL	V
HDL-3862-R *	15.000	17.250	0.812	HDL	R	HDL-9986-R	15.750	17.165	0.687	HDL	R
HDL-3862-H *	15.000	17.250	0.812	HDL	H	HDL-9986-H	15.750	17.165	0.687	HDL	H
HDL-8508-R *	15.000	17.250	0.812	HDL	R	HDL-9986-V	15.750	17.165	0.687	HDL	V
HDL-9637-R *	15.000	17.500	0.812	HDL	R	HDL-4170-R	15.750	17.250	0.687	HDL	R
HDL-9637-H *	15.000	17.500	0.812	HDL	H	HDL-4170-H	15.750	17.250	0.687	HDL	H
HDL-9637-V *	15.000	17.500	0.812	HDL	V	HDL-4170-V	15.750	17.250	0.687	HDL	V
HDL-3862-R *	15.000	17.750	0.812	HDL	R	HDL-9271-R *	15.750	17.312	0.687	HDL	R
HDL-3862-H *	15.000	17.750	0.812	HDL	H	HDL-9271-H *	15.750	17.312	0.687	HDL	H
HDL-3862-V *	15.000	17.750	0.812	HDL	V	HDL-9271-V *	15.750	17.312	0.687	HDL	V
HDL-4165-R *	15.125	16.750	0.687	HDL	R	HDL-4171-R *	15.750	17.500	0.687	HDL	R
HDL-4165-H *	15.125	16.750	0.687	HDL	H	HDL-4171-H *	15.750	17.500	0.687	HDL	H
HDL-4165-V *	15.125	16.750	0.687	HDL	V	HDL-4171-V *	15.750	17.500	0.687	HDL	V
HDL-4615-R	15.250	16.750	0.687	HDL	R	HDL-6874-R	15.750	17.750	0.687	HDL	R
HDL-4615-H	15.250	16.750	0.687	HDL	H	HDL-6874-H	15.750	17.750	0.687	HDL	H
HDL-4615-V	15.250	16.750	0.687	HDL	V	HDL-6874-V	15.750	17.750	0.687	HDL	V
HDL-4476-R	15.250	17.250	0.812	HDL	R	HDL-4172-R *	15.750	18.000	0.812	HDL	R
HDL-4476-H	15.250	17.250	0.812	HDL	H	HDL-4172-H *	15.750	18.000	0.812	HDL	H
HDL-4476-V	15.250	17.250	0.812	HDL	V	HDL-4172-V *	15.750	18.000	0.812	HDL	V
HDL-3030-R	15.250	17.250	0.875	HDL	R	HDL-4175-R *	15.750	18.500	1.000	HDL	R
HDL-3030-H	15.250	17.250	0.875	HDL	H	HDL-4175-H *	15.750	18.500	1.000	HDL	H
HDL-3030-V	15.250	17.250	0.875	HDL	V	HDL-4175-V *	15.750	18.500	1.000	HDL	V
HDL-4158-R *	15.312	16.875	0.687	HDL	R	HDL-4176-R *	15.875	17.875	0.812	HDL	R
HDL-4158-H *	15.312	16.875	0.687	HDL	H	HDL-4176-H *	15.875	17.875	0.812	HDL	H
HDL-4158-V *	15.312	16.875	0.687	HDL	V	HDL-4176-V *	15.875	17.875	0.812	HDL	V
HDL-5992-R	15.312	17.312	0.687	HDL	R	HDL-4177-R	16.000	17.500	0.687	HDL	R
HDL-5992-H	15.312	17.312	0.687	HDL	H	HDL-4177-H	16.000	17.500	0.687	HDL	H
HDL-5992-V	15.312	17.312	0.687	HDL	V	HDL-4177-V	16.000	17.500	0.687	HDL	V
HDL-4166-R *	15.359	17.717	0.687	HDL	R	HDLA-4177-R	16.000	17.500	0.687	HDLA	R
HDL-4166-H *	15.359	17.717	0.687	HDL	H	HDLA-4177-H	16.000	17.500	0.687	HDLA	H
HDL-4166-V *	15.359	17.717	0.687	HDL	V	HDLA-4177-V	16.000	17.500	0.687	HDLA	V
HDL-4167-R *	15.375	17.250	0.687	HDL	R	HDL-4173-R *	16.000	17.625	0.687	HDL	R
HDL-4167-H *	15.375	17.250	0.687	HDL	H	HDL-4173-H *	16.000	17.625	0.687	HDL	H
HDL-4167-V *	15.375	17.250	0.687	HDL	V	HDL-4173-V *	16.000	17.625	0.687	HDL	V
HDL-4159-R *	15.375	17.375	0.812	HDL	R	HDL-4180-R	16.000	18.000	0.812	HDL	R
HDL-4159-H *	15.375	17.375	0.812	HDL	H	HDL-4180-H	16.000	18.000	0.812	HDL	H
HDL-4159-V *	15.375	17.375	0.812	HDL	V	HDL-4180-V	16.000	18.000	0.812	HDL	V
HDL-4163-R	15.500	17.496	0.812	HDL	R	HDL-5077-R	16.000	18.000	0.875	HDL	R
HDL-4163-H	15.500	17.496	0.812	HDL	H	HDL-5077-H	16.000	18.000	0.875	HDL	H
HDL-4163-V	15.500	17.496	0.812	HDL	V	HDL-5077-V	16.000	18.000	0.875	HDL	V
HDL-6771-R *	15.500	17.750	0.812	HDL	R	HDL-5995-R	16.000	18.500	0.812	HDL	R
HDL-6771-H *	15.500	17.750	0.812	HDL	H	HDL-5995-H	16.000	18.500	0.812	HDL	H
HDL-6771-V *	15.500	17.750	0.812	HDL	V	HDL-5995-V	16.000	18.500	0.812	HDL	V

* Contact SKF for availability

LDS section - HDL inch size listing - (cont.)

Stock no.	Shaft	Inch bore	Width	Type and style	Lip	Stock no.	Shaft	Inch bore	Width	Type and style	Lip
HDL-4181-R	16.250	17.750	0.687	HDL	R	HDL-9695-R *	16.937	19.291	0.812	HDL	R
HDL-4181-H	16.250	17.750	0.687	HDL	H	HDL-9695-H *	16.937	19.291	0.812	HDL	H
HDL-4181-V	16.250	17.750	0.687	HDL	V	HDL-9695-V *	16.937	19.291	0.812	HDL	V
HDL-8217-R *	16.250	18.000	0.687	HDL	R	HDL-4188-R	17.000	18.500	0.687	HDL	R
HDL-8217-H *	16.250	18.000	0.687	HDL	H	HDL-4188-H	17.000	18.500	0.687	HDL	H
HDL-8217-V *	16.250	18.000	0.687	HDL	V	HDL-4188-V	17.000	18.500	0.687	HDL	V
HDL-4184-R *	16.250	18.000	0.750	HDL	R	HDL-4190-R	17.000	19.000	0.812	HDL	R
HDL-4184-H *	16.250	18.000	0.750	HDL	H	HDL-4190-H	17.000	19.000	0.812	HDL	H
HDL-4184-V *	16.250	18.000	0.750	HDL	V	HDL-4190-V	17.000	19.000	0.812	HDL	V
HDL-3057-R	16.250	18.000	1.000	HDL	R	HDL-4191-R *	17.000	19.250	0.812	HDL	R
HDL-3057-H	16.250	18.000	1.000	HDL	H	HDL-4191-H *	17.000	19.250	0.812	HDL	H
HDL-3057-V	16.250	18.000	1.000	HDL	V	HDL-4191-V *	17.000	19.250	0.812	HDL	V
HDL-9892-R *	16.250	18.250	0.687	HDL	R	HDL-3750-R	17.000	19.500	0.812	HDL	R
HDL-9892-H *	16.250	18.250	0.687	HDL	H	HDL-3750-H	17.000	19.500	0.812	HDL	H
HDL-9892-V *	16.250	18.250	0.687	HDL	V	HDL-3750-V	17.000	19.500	0.812	HDL	V
HDL-4174-R *	16.250	18.500	0.812	HDL	R	HDL-3751-R	17.250	18.750	0.687	HDL	R
HDL-4174-H *	16.250	18.500	0.812	HDL	H	HDL-3751-H	17.250	18.750	0.687	HDL	H
HDL-4174-V *	16.250	18.500	0.812	HDL	V	HDL-3751-V	17.250	18.750	0.687	HDL	V
HDL-4179-R	16.375	17.875	0.687	HDL	R	HDL-3751-R *	17.250	18.750	0.750	HDL	R
HDL-4179-H	16.375	17.875	0.687	HDL	H	HDL-6967-H *	17.250	18.750	0.750	HDL	H
HDL-4179-V	16.375	17.875	0.687	HDL	V	HDL-6967-V *	17.250	18.750	0.750	HDL	V
HDL-9863-R *	16.500	18.000	0.687	HDL	R	HDL-4194-R	17.500	19.000	0.687	HDL	R
HDL-9863-H *	16.500	18.000	0.687	HDL	H	HDL-4194-H	17.500	19.000	0.687	HDL	H
HDL-9863-V *	16.500	18.000	0.687	HDL	V	HDL-4194-V	17.500	19.000	0.687	HDL	V
HDL-4187-R	16.500	18.500	0.687	HDL	R	HDL-5054-R	17.500	19.250	0.687	HDL	R
HDL-4187-H	16.500	18.500	0.687	HDL	H	HDL-5054-H	17.500	19.250	0.687	HDL	H
HDL-4187-V	16.500	18.500	0.687	HDL	V	HDL-5054-V	17.500	19.250	0.687	HDL	V
HDL-4186-R	16.500	18.500	0.812	HDL	R	HDL-3005-R	17.500	19.250	1.000	HDL	R
HDL-4186-H	16.500	18.500	0.812	HDL	H	HDL-3005-H	17.500	19.250	1.000	HDL	H
HDL-4186-V	16.500	18.500	0.812	HDL	V	HDL-3005-V	17.500	19.250	1.000	HDL	V
HDL-4183-R *	16.500	19.000	0.812	HDL	R	HDL-4198-R	17.500	19.500	0.687	HDL	R
HDL-4183-H *	16.500	19.000	0.812	HDL	H	HDL-4198-H	17.500	19.500	0.687	HDL	H
HDL-4183-V *	16.500	19.000	0.812	HDL	V	HDL-4198-V	17.500	19.500	0.687	HDL	V
HDL-1929-R *	16.535	18.504	0.875	HDL	R	HDL-4197-R *	17.500	19.750	0.812	HDL	R
HDL-1929-H *	16.535	18.504	0.875	HDL	H	HDL-4197-H *	17.500	19.750	0.812	HDL	H
HDL-1929-V *	16.535	18.504	0.875	HDL	V	HDL-4197-V *	17.500	19.750	0.812	HDL	V
HDL-3744-R *	16.750	18.250	0.687	HDL	R	HDL-4199-R	17.625	19.250	0.687	HDL	R
HDL-3744-H *	16.750	18.250	0.687	HDL	H	HDL-4199-H	17.625	19.250	0.687	HDL	H
HDL-3744-V *	16.750	18.250	0.687	HDL	V	HDL-4199-V	17.625	19.250	0.687	HDL	V
HDL-8862-R *	16.750	18.500	0.687	HDL	R	HDL-6850-R *	17.625	19.625	0.687	HDL	R
HDL-8862-H *	16.750	18.500	0.687	HDL	H	HDL-6850-H *	17.625	19.625	0.687	HDL	H
HDL-8862-V *	16.750	18.500	0.687	HDL	V	HDL-6850-V *	17.625	19.625	0.687	HDL	V
HDL-3748-R *	16.750	19.000	0.812	HDL	R	HDL-4200-R *	17.750	19.750	0.812	HDL	R
HDL-3748-H *	16.750	19.000	0.812	HDL	H	HDL-4200-H *	17.750	19.750	0.812	HDL	H
HDL-3748-V *	16.750	19.000	0.812	HDL	V	HDL-4200-V *	17.750	19.750	0.812	HDL	V

LDS section - HDL inch size listing - (cont.)

Stock no.	Shaft	Inch bore	Width	Type and style	Lip	Stock no.	Shaft	Inch bore	Width	Type and style	Lip
HDL-9084-R *	17.750	20.078	0.875	HDL	R	HDL-4215-R	18.375	20.000	0.750	HDL	R
HDL-9084-H *	17.750	20.078	0.875	HDL	H	HDL-4215-H	18.375	20.000	0.750	HDL	H
HDL-9084-V *	17.750	20.078	0.875	HDL	V	HDL-4215-V	18.375	20.000	0.750	HDL	V
HDL-4204-R	17.875	19.875	0.812	HDL	R	HDL-6740-R *	18.375	20.375	0.812	HDL	R
HDL-4204-H	17.875	19.875	0.812	HDL	H	HDL-6740-H *	18.375	20.375	0.812	HDL	H
HDL-4204-V	17.875	19.875	0.812	HDL	V	HDL-6740-V *	18.375	20.375	0.812	HDL	V
HDL-4206-R	18.000	19.500	0.687	HDL	R	HDL-3767-R *	18.375	20.500	0.750	HDL	R
HDL-4206-H	18.000	19.500	0.687	HDL	H	HDL-3767-H *	18.375	20.500	0.750	HDL	H
HDL-4206-V	18.000	19.500	0.687	HDL	V	HDL-3767-V *	18.375	20.500	0.750	HDL	V
HDL-5728-R *	18.000	19.750	0.687	HDL	R	HDL-3768-R *	18.500	20.000	0.687	HDL	R
HDL-5728-H *	18.000	19.750	0.687	HDL	H	HDL-3768-H *	18.500	20.000	0.687	HDL	H
HDL-5728-V *	18.000	19.750	0.687	HDL	V	HDL-3768-V *	18.500	20.000	0.687	HDL	V
HDL-4203-R *	18.000	19.875	0.687	HDL	R	HDL-3772-R *	18.500	20.250	0.687	HDL	R
HDL-4203-H *	18.000	19.875	0.687	HDL	H	HDL-3772-H *	18.500	20.250	0.687	HDL	H
HDL-4203-V *	18.000	19.875	0.687	HDL	V	HDL-3772-V *	18.500	20.250	0.687	HDL	V
HDL-4209-R *	18.000	20.000	0.750	HDL	R	HDLA-3068-R	18.500	20.500	0.812	HDLA	R
HDL-4209-H *	18.000	20.000	0.750	HDL	H	HDLA-3068-H	18.500	20.500	0.812	HDLA	H
HDL-4209-V *	18.000	20.000	0.750	HDL	V	HDLA-3068-V	18.500	20.500	0.812	HDLA	V
HDL-4210-R	18.000	20.000	0.875	HDL	R	HDL-4216-R	18.500	20.500	0.875	HDL	R
HDL-4210-H	18.000	20.000	0.875	HDL	H	HDL-4216-H	18.500	20.500	0.875	HDL	H
HDL-4210-V	18.000	20.000	0.875	HDL	V	HDL-4216-V	18.500	20.500	0.875	HDL	V
HDL-3752-R *	18.000	20.500	0.875	HDL	R	HDL-4218-R	19.000	20.500	0.750	HDL	R
HDL-3752-H *	18.000	20.500	0.875	HDL	H	HDL-4218-H	19.000	20.500	0.750	HDL	H
HDL-3752-V *	18.000	20.500	0.875	HDL	V	HDL-4218-V	19.000	20.500	0.750	HDL	V
HDL-3753-R *	18.000	21.000	0.875	HDL	R	HDL-4219-R	19.000	21.000	0.875	HDL	R
HDL-3753-H *	18.000	21.000	0.875	HDL	H	HDL-4219-H	19.000	21.000	0.875	HDL	H
HDL-3753-V *	18.000	21.000	0.875	HDL	V	HDL-4219-V	19.000	21.000	0.875	HDL	V
HDL-3754-R *	18.120	20.500	0.875	HDL	R	HDL-3773-R *	19.000	21.500	0.875	HDL	R
HDL-3754-H *	18.120	20.500	0.875	HDL	H	HDL-3773-H *	19.000	21.500	0.875	HDL	H
HDL-3754-V *	18.120	20.500	0.875	HDL	V	HDL-3773-V *	19.000	21.500	0.875	HDL	V
HDL-3756-R *	18.125	20.500	0.875	HDL	R	HDL-4617-R	19.250	20.750	0.750	HDL	R
HDL-3756-H *	18.125	20.500	0.875	HDL	H	HDL-4617-H	19.250	20.750	0.750	HDL	H
HDL-3756-V *	18.125	20.500	0.875	HDL	V	HDL-4617-V	19.250	20.750	0.750	HDL	V
HDL-3757-R *	18.250	19.750	0.687	HDL	R	HDL-3777-R *	19.250	21.000	0.750	HDL	R
HDL-3757-H *	18.250	19.750	0.687	HDL	H	HDL-3777-H *	19.250	21.000	0.750	HDL	H
HDL-3757-V *	18.250	19.750	0.687	HDL	V	HDL-3777-V *	19.250	21.000	0.750	HDL	V
HDL-3765-R *	18.250	19.875	0.687	HDL	R	HDL-5485-R *	19.250	21.250	0.750	HDL	R
HDL-3765-H *	18.250	19.875	0.687	HDL	H	HDL-5485-H *	19.250	21.250	0.750	HDL	H
HDL-3765-V *	18.250	19.875	0.687	HDL	V	HDL-5485-V *	19.250	21.250	0.750	HDL	V
HDL-4213-R	18.375	19.875	0.687	HDL	R	HDL-3778-R *	19.375	21.000	0.750	HDL	R
HDL-4213-H	18.375	19.875	0.687	HDL	H	HDL-3778-H *	19.375	21.000	0.750	HDL	H
HDL-4213-V	18.375	19.875	0.687	HDL	V	HDL-3778-V *	19.375	21.000	0.750	HDL	V
HDL-7103-R *	18.375	19.937	0.687	HDL	R	HDL-3779-R *	19.500	21.000	0.750	HDL	R
HDL-7103-H *	18.375	19.937	0.687	HDL	H	HDL-3779-H *	19.500	21.000	0.750	HDL	H
HDL-7103-V *	18.375	19.937	0.687	HDL	V	HDL-3779-V *	19.500	21.000	0.750	HDL	V

* Contact SKF for availability

LDS section - HDL inch size listing - (cont.)

Stock no.	Shaft	Inch bore	Width	Type and style	Lip	Stock no.	Shaft	Inch bore	Width	Type and style	Lip
HDL-4221-R	19.500	21.500	0.875	HDL	R	HDL-4240-R *	20.250	22.250	0.875	HDL	R
HDL-4221-H	19.500	21.500	0.875	HDL	H	HDL-4240-H *	20.250	22.250	0.875	HDL	H
HDL-4221-V	19.500	21.500	0.875	HDL	V	HDL-4240-V *	20.250	22.250	0.875	HDL	V
HDL-3783-R *	19.500	21.688	0.875	HDL	R	HDL-4241-R *	20.250	22.375	0.750	HDL	R
HDL-3783-H *	19.500	21.688	0.875	HDL	H	HDL-4241-H *	20.250	22.375	0.750	HDL	H
HDL-3783-V *	19.500	21.688	0.875	HDL	V	HDL-4241-V *	20.250	22.375	0.750	HDL	V
HDL-4228-R	19.750	21.750	0.875	HDL	R	HDL-8770-R *	20.250	22.500	0.875	HDL	R
HDL-4228-H	19.750	21.750	0.875	HDL	H	HDL-8770-H *	20.250	22.500	0.875	HDL	H
HDL-4228-V	19.750	21.750	0.875	HDL	V	HDL-8770-V *	20.250	22.500	0.875	HDL	V
HDL-7400-R *	19.750	22.125	0.875	HDL	R	HDL-4242-R *	20.438	22.500	0.812	HDL	R
HDL-7400-H *	19.750	22.125	0.875	HDL	H	HDL-4242-H *	20.438	22.500	0.812	HDL	H
HDL-7400-V *	19.750	22.125	0.875	HDL	V	HDL-4242-V *	20.438	22.500	0.812	HDL	V
HDL-3785-R *	19.750	22.250	0.875	HDL	R	HDL-4619-R	20.500	22.000	0.750	HDL	R
HDL-3785-H *	19.750	22.250	0.875	HDL	H	HDL-4619-H	20.500	22.000	0.750	HDL	H
HDL-3785-V *	19.750	22.250	0.875	HDL	V	HDL-4619-V	20.500	22.000	0.750	HDL	V
HDL-3788-R *	19.875	22.000	0.875	HDL	R	HDL-4245-R *	20.500	22.250	0.812	HDL	R
HDL-3788-H *	19.875	22.000	0.875	HDL	H	HDL-4245-H *	20.500	22.250	0.812	HDL	H
HDL-3788-V *	19.875	22.000	0.875	HDL	V	HDL-4245-V *	20.500	22.250	0.812	HDL	V
HDL-4233-R	19.937	21.687	0.625	HDL	R	HDL-4246-R	20.500	22.500	0.875	HDL	R
HDL-4233-H	19.937	21.687	0.625	HDL	H	HDL-4246-H	20.500	22.500	0.875	HDL	H
HDL-4233-V	19.937	21.687	0.625	HDL	V	HDL-4246-V	20.500	22.500	0.875	HDL	V
HDL-3789-R *	19.938	21.500	0.750	HDL	R	HDL-6287-R *	20.500	22.750	0.875	HDL	R
HDL-3789-H *	19.938	21.500	0.750	HDL	H	HDL-6287-H *	20.500	22.750	0.875	HDL	H
HDL-3789-V *	19.938	21.500	0.750	HDL	V	HDL-6287-V *	20.500	22.750	0.875	HDL	V
HDL-4235-R	20.000	21.500	0.750	HDL	R	HDL-9893-R *	20.625	22.625	0.812	HDL	R
HDL-4235-H	20.000	21.500	0.750	HDL	H	HDL-9893-H *	20.625	22.625	0.812	HDL	H
HDL-4235-V	20.000	21.500	0.750	HDL	V	HDL-9893-V *	20.625	22.625	0.812	HDL	V
HDL-4236-R	20.000	21.750	0.750	HDL	R	HDL-4248-R	20.750	22.750	0.875	HDL	R
HDL-4236-H	20.000	21.750	0.750	HDL	H	HDL-4248-H	20.750	22.750	0.875	HDL	H
HDL-4236-V	20.000	21.750	0.750	HDL	V	HDL-4248-V	20.750	22.750	0.875	HDL	V
HDL-4237-R	20.000	22.000	0.875	HDL	R	HDL-4243-R *	20.750	23.000	0.812	HDL	R
HDL-4237-H	20.000	22.000	0.875	HDL	H	HDL-4243-H *	20.750	23.000	0.812	HDL	H
HDL-4237-V	20.000	22.000	0.875	HDL	V	HDL-4243-V *	20.750	23.000	0.812	HDL	V
HDL-3790-R *	20.000	22.500	0.875	HDL	R	HDL-4250-R *	20.875	22.875	0.875	HDL	R
HDL-3790-H *	20.000	22.500	0.875	HDL	H	HDL-4250-H *	20.875	22.875	0.875	HDL	H
HDL-3790-V *	20.000	22.500	0.875	HDL	V	HDL-4250-V *	20.875	22.875	0.875	HDL	V
HDL-3792-R *	20.143	22.250	0.875	HDL	R	HDL-6417-R *	20.875	23.228	0.875	HDL	R
HDL-3792-H *	20.143	22.250	0.875	HDL	H	HDL-6417-H *	20.875	23.228	0.875	HDL	H
HDL-3792-V *	20.143	22.250	0.875	HDL	V	HDL-6417-V *	20.875	23.228	0.875	HDL	V
HDL-4239-R	20.250	21.750	0.750	HDL	R	HDL-5259-R	21.000	22.500	0.750	HDL	R
HDL-4239-H	20.250	21.750	0.750	HDL	H	HDL-5259-H	21.000	22.500	0.750	HDL	H
HDL-4239-V	20.250	21.750	0.750	HDL	V	HDL-5259-V	21.000	22.500	0.750	HDL	V
HDL-8231-R *	20.250	22.245	0.875	HDL	R	HDL-5312-R	21.000	22.750	0.750	HDL	R
HDL-8231-H *	20.250	22.245	0.875	HDL	H	HDL-5312-H	21.000	22.750	0.750	HDL	H
HDL-8231-V *	20.250	22.245	0.875	HDL	V	HDL-5312-V	21.000	22.750	0.750	HDL	V

LDS section - HDL inch size listing - (cont.)

Stock no.	Shaft	Inch bore	Width	Type and style	Lip	Stock no.	Shaft	Inch bore	Width	Type and style	Lip
HDL-6535-R *	21.000	23.000	0.812	HDL	R	HDL-4265-R	21.750	23.750	0.875	HDL	R
HDL-6535-H *	21.000	23.000	0.812	HDL	H	HDL-4265-H	21.750	23.750	0.875	HDL	H
HDL-6535-V *	21.000	23.000	0.812	HDL	V	HDL-4265-V	21.750	23.750	0.875	HDL	V
HDL-4253-R	21.000	23.000	0.875	HDL	R	HDL-5276-R *	21.750	24.000	0.875	HDL	R
HDL-4253-H	21.000	23.000	0.875	HDL	H	HDL-5276-H *	21.750	24.000	0.875	HDL	H
HDL-4253-V	21.000	23.000	0.875	HDL	V	HDL-5276-V *	21.750	24.000	0.875	HDL	V
HDL-4251-R *	21.000	23.250	0.812	HDL	R	HDL-8675-R *	21.750	24.250	0.875	HDL	R
HDL-4251-H *	21.000	23.250	0.812	HDL	H	HDL-8675-H *	21.750	24.250	0.875	HDL	H
HDL-4251-V *	21.000	23.250	0.812	HDL	V	HDL-8675-V *	21.750	24.250	0.875	HDL	V
HDL-9772-R *	21.000	23.500	0.875	HDL	R	HDL-4260-R *	21.750	24.500	0.875	HDL	R
HDL-9772-H *	21.000	23.500	0.875	HDL	H	HDL-4260-H *	21.750	24.500	0.875	HDL	H
HDL-9772-V *	21.000	23.500	0.875	HDL	V	HDL-4260-V *	21.750	24.500	0.875	HDL	V
HDL-4255-R	21.250	23.000	0.750	HDL	R	HDL-4262-R *	21.750	24.750	0.875	HDL	R
HDL-4255-H	21.250	23.000	0.750	HDL	H	HDL-4262-H *	21.750	24.750	0.875	HDL	H
HDL-4255-V	21.250	23.000	0.750	HDL	V	HDL-4262-V *	21.750	24.750	0.875	HDL	V
HDL-4254-R	21.250	23.250	0.875	HDL	R	HDL-4269-R	22.000	23.500	0.750	HDL	R
HDL-4254-H	21.250	23.250	0.875	HDL	H	HDL-4269-H	22.000	23.500	0.750	HDL	H
HDL-4254-V	21.250	23.250	0.875	HDL	V	HDL-4269-V	22.000	23.500	0.750	HDL	V
HDL-4256-R *	21.437	23.187	0.750	HDL	R	HDL-4270-R	22.000	24.000	0.875	HDL	R
HDL-4256-H *	21.437	23.187	0.750	HDL	H	HDL-4270-H	22.000	24.000	0.875	HDL	H
HDL-4256-V *	21.437	23.187	0.750	HDL	V	HDL-4270-V	22.000	24.000	0.875	HDL	V
HDL-4257-R *	21.500	23.250	0.750	HDL	R	HDL-9082-R *	22.000	24.250	0.812	HDL	R
HDL-4257-H *	21.500	23.250	0.750	HDL	H	HDL-9082-H *	22.000	24.250	0.812	HDL	H
HDL-4257-V *	21.500	23.250	0.750	HDL	V	HDL-9082-V *	22.000	24.250	0.812	HDL	V
HDL-7407-R *	21.500	23.500	0.812	HDL	R	HDL-3763-R *	22.000	24.250	0.875	HDL	R
HDL-7407-H *	21.500	23.500	0.812	HDL	H	HDL-3763-H *	22.000	24.250	0.875	HDL	H
HDL-7407-V *	21.500	23.500	0.812	HDL	V	HDL-3763-V *	22.000	24.250	0.875	HDL	V
HDL-4259-R	21.500	23.500	0.875	HDL	R	HDL-6295-R *	22.000	24.500	0.875	HDL	R
HDL-4259-H	21.500	23.500	0.875	HDL	H	HDL-6295-H *	22.000	24.500	0.875	HDL	H
HDL-4259-V	21.500	23.500	0.875	HDL	V	HDL-6295-V *	22.000	24.500	0.875	HDL	V
HDL-6493-R *	21.500	23.625	0.875	HDL	R	HDL-3764-R	22.250	24.250	0.875	HDL	R
HDL-6493-H *	21.500	23.625	0.875	HDL	H	HDL-3764-H	22.250	24.250	0.875	HDL	H
HDL-6493-V *	21.500	23.625	0.875	HDL	V	HDL-3764-V	22.250	24.250	0.875	HDL	V
HDL-6779-R *	21.500	24.000	0.875	HDL	R	HDL-4268-R *	22.375	24.250	0.750	HDL	R
HDL-6779-H *	21.500	24.000	0.875	HDL	H	HDL-4268-H *	22.375	24.250	0.750	HDL	H
HDL-6779-V *	21.500	24.000	0.875	HDL	V	HDL-4268-V *	22.375	24.250	0.750	HDL	V
HDL-4261-R *	21.625	23.375	0.750	HDL	R	HDL-6999-R *	22.375	24.375	0.750	HDL	R
HDL-4261-H *	21.625	23.375	0.750	HDL	H	HDL-6999-H *	22.375	24.375	0.750	HDL	H
HDL-4261-V *	21.625	23.375	0.750	HDL	V	HDL-6999-V *	22.375	24.375	0.750	HDL	V
HDL-4263-R	21.625	23.625	0.875	HDL	R	HDL-2576-R *	22.375	24.375	0.875	HDL	R
HDL-4263-H	21.625	23.625	0.875	HDL	H	HDL-2576-H *	22.375	24.375	0.875	HDL	H
HDL-4263-V	21.625	23.625	0.875	HDL	V	HDL-2576-V *	22.375	24.375	0.875	HDL	V
HDL-4621-R	21.750	23.250	0.750	HDL	R	HDL-4275-R	22.437	24.000	0.750	HDL	R
HDL-4621-H	21.750	23.250	0.750	HDL	H	HDL-4275-H	22.437	24.000	0.750	HDL	H
HDL-4621-V	21.750	23.250	0.750	HDL	V	HDL-4275-V	22.437	24.000	0.750	HDL	V

* Contact SKF for availability

LDS section - HDL inch size listing - (cont.)

Stock no.	Shaft	Inch bore	Width	Type and style	Lip	Stock no.	Shaft	Inch bore	Width	Type and style	Lip
HDL-4276-R *	22.437	24.250	0.750	HDL	R	HDL-4285-R	23.000	25.500	0.875	HDL	R
HDL-4276-H *	22.437	24.250	0.750	HDL	H	HDL-4285-H	23.000	25.500	0.875	HDL	H
HDL-4276-V *	22.437	24.250	0.750	HDL	V	HDL-4285-V	23.000	25.500	0.875	HDL	V
HDL-6480-R	22.437	24.437	0.750	HDL	R	HDL-4286-R *	23.250	25.000	0.750	HDL	R
HDL-6480-H	22.437	24.437	0.750	HDL	H	HDL-4286-H *	23.250	25.000	0.750	HDL	H
HDL-6480-V	22.437	24.437	0.750	HDL	V	HDL-4286-V *	23.250	25.000	0.750	HDL	V
HDL-1915-R *	22.437	24.437	0.875	HDL	R	HDL-9371-R *	23.250	25.250	0.750	HDL	R
HDL-1915-H *	22.437	24.437	0.875	HDL	H	HDL-9371-H *	23.250	25.250	0.750	HDL	H
HDL-1915-V *	22.437	24.437	0.875	HDL	V	HDL-9371-V *	23.250	25.250	0.750	HDL	V
HDL-9840-R *	22.437	24.500	0.750	HDL	R	HDL-6910-R *	23.250	25.250	0.812	HDL	R
HDL-9840-H *	22.437	24.500	0.750	HDL	H	HDL-6910-H *	23.250	25.250	0.812	HDL	H
HDL-9840-V *	22.437	24.500	0.750	HDL	V	HDL-6910-V *	23.250	25.250	0.812	HDL	V
HDL-4271-R	22.500	24.000	0.750	HDL	R	HDL-4287-R *	23.375	25.375	0.875	HDL	R
HDL-4271-H	22.500	24.000	0.750	HDL	H	HDL-4287-H *	23.375	25.375	0.875	HDL	H
HDL-4271-V	22.500	24.000	0.750	HDL	V	HDL-4287-V *	23.375	25.375	0.875	HDL	V
HDL-4272-R *	22.500	24.250	0.750	HDL	R	HDL-3033-R	23.500	24.681	0.591	HDL	R
HDL-4272-H *	22.500	24.250	0.750	HDL	H	HDL-3033-H	23.500	24.681	0.591	HDL	H
HDL-4272-V *	22.500	24.250	0.750	HDL	V	HDL-3033-V	23.500	24.681	0.591	HDL	V
HDL-4279-R	22.500	24.500	0.875	HDL	R	HDL-5547-R *	23.500	25.250	0.750	HDL	R
HDL-4279-H	22.500	24.500	0.875	HDL	H	HDL-5547-H *	23.500	25.250	0.750	HDL	H
HDL-4279-V	22.500	24.500	0.875	HDL	V	HDL-5547-V *	23.500	25.250	0.750	HDL	V
HDL-4273-R *	22.500	24.750	0.875	HDL	R	HDL-4288-R	23.500	25.500	0.875	HDL	R
HDL-4273-H *	22.500	24.750	0.875	HDL	H	HDL-4288-H	23.500	25.500	0.875	HDL	H
HDL-4273-V *	22.500	24.750	0.875	HDL	V	HDL-4288-V	23.500	25.500	0.875	HDL	V
HDL-4274-R *	22.500	25.000	0.875	HDL	R	HDL-4290-R *	23.562	25.250	0.750	HDL	R
HDL-4274-H *	22.500	25.000	0.875	HDL	H	HDL-4290-H *	23.562	25.250	0.750	HDL	H
HDL-4274-V *	22.500	25.000	0.875	HDL	V	HDL-4290-V *	23.562	25.250	0.750	HDL	V
HDL-4281-R	22.750	24.750	0.875	HDL	R	HDL-4291-R	23.562	25.375	0.750	HDL	R
HDL-4281-H	22.750	24.750	0.875	HDL	H	HDL-4291-H	23.562	25.375	0.750	HDL	H
HDL-4281-V	22.750	24.750	0.875	HDL	V	HDL-4291-V	23.562	25.375	0.750	HDL	V
HDL-6843-R *	22.750	25.000	0.875	HDL	R	HDL-4292-R	23.625	26.000	0.875	HDL	R
HDL-6843-H *	22.750	25.000	0.875	HDL	H	HDL-4292-H	23.625	26.000	0.875	HDL	H
HDL-6843-V *	22.750	25.000	0.875	HDL	V	HDL-4292-V	23.625	26.000	0.875	HDL	V
HDL-4283-R	23.000	24.500	0.750	HDL	R	HDL-6239-R	23.750	25.250	1.000	HDL	R
HDL-4283-H	23.000	24.500	0.750	HDL	H	HDL-6239-H	23.750	25.250	1.000	HDL	H
HDL-4283-V	23.000	24.500	0.750	HDL	V	HDL-6239-V	23.750	25.250	1.000	HDL	V
HDL-5421-R *	23.000	24.750	0.750	HDL	R	HDL-4293-R	23.875	26.000	0.875	HDL	R
HDL-5421-H *	23.000	24.750	0.750	HDL	H	HDL-4293-H	23.875	26.000	0.875	HDL	H
HDL-5421-V *	23.000	24.750	0.750	HDL	V	HDL-4293-V	23.875	26.000	0.875	HDL	V
HDL-4284-R	23.000	25.000	0.875	HDL	R	HDL-4623-R	24.000	25.500	0.750	HDL	R
HDL-4284-H	23.000	25.000	0.875	HDL	H	HDL-4623-H	24.000	25.500	0.750	HDL	H
HDL-4284-V	23.000	25.000	0.875	HDL	V	HDL-4623-V	24.000	25.500	0.750	HDL	V
HDL-4277-R *	23.000	25.375	0.875	HDL	R	HDL-9988-R	24.000	26.000	0.750	HDL	R
HDL-4277-H *	23.000	25.375	0.875	HDL	H	HDL-9988-H	24.000	26.000	0.750	HDL	H
HDL-4277-V *	23.000	25.375	0.875	HDL	V	HDL-9988-V	24.000	26.000	0.750	HDL	V

LDS section - HDL inch size listing - (cont.)

Stock no.	Shaft	Inch bore	Width	Type and style	Lip	Stock no.	Shaft	Inch bore	Width	Type and style	Lip
HDL-4295-R	24.000	26.000	0.812	HDL	R	HDL-5997-R *	25.000	27.482	0.875	HDL	R
HDL-4295-H	24.000	26.000	0.812	HDL	H	HDL-5997-H *	25.000	27.482	0.875	HDL	H
HDL-4295-V	24.000	26.000	0.812	HDL	V	HDL-5997-V *	25.000	27.482	0.875	HDL	V
HDL-4294-R	24.000	26.000	0.875	HDL	R	HDL-3047-R	25.125	26.750	0.875	HDL	R
HDL-4294-H	24.000	26.000	0.875	HDL	H	HDL-3047-H	25.125	26.750	0.875	HDL	H
HDL-4294-V	24.000	26.000	0.875	HDL	V	HDL-3047-V	25.125	26.750	0.875	HDL	V
HDL-6293-R *	24.000	26.250	0.875	HDL	R	HDL-4311-R	25.187	26.875	0.750	HDL	R
HDL-6293-H *	24.000	26.250	0.875	HDL	H	HDL-4311-H	25.187	26.875	0.750	HDL	H
HDL-6293-V *	24.000	26.250	0.875	HDL	V	HDL-4311-V	25.187	26.875	0.750	HDL	V
HDL-4297-R *	24.000	26.500	0.875	HDL	R	HDL-5994-R *	25.187	26.937	0.750	HDL	R
HDL-4297-H *	24.000	26.500	0.875	HDL	H	HDL-5994-H *	25.187	26.937	0.750	HDL	H
HDL-4297-V *	24.000	26.500	0.875	HDL	V	HDL-5994-V *	25.187	26.937	0.750	HDL	V
HDL-5644-R *	24.000	27.000	0.875	HDL	R	HDL-4299-R	25.250	27.250	0.750	HDL	R
HDL-5644-H *	24.000	27.000	0.875	HDL	H	HDL-4299-H	25.250	27.250	0.750	HDL	H
HDL-5644-V *	24.000	27.000	0.875	HDL	V	HDL-4299-V	25.250	27.250	0.750	HDL	V
HDL-4301-R	24.250	26.250	0.875	HDL	R	HDL-3022-R	25.500	26.750	0.750	HDL	R
HDL-4301-H	24.250	26.250	0.875	HDL	H	HDL-3022-H	25.500	26.750	0.750	HDL	H
HDL-4301-V	24.250	26.250	0.875	HDL	V	HDL-3022-V	25.500	26.750	0.750	HDL	V
HDL-3770-R *	24.250	26.250	1.000	HDL	R	HDL-4300-R	25.500	27.000	0.875	HDL	R
HDL-3770-H *	24.250	26.250	1.000	HDL	H	HDL-4300-H	25.500	27.000	0.875	HDL	H
HDL-3770-V *	24.250	26.250	1.000	HDL	V	HDL-4300-V	25.500	27.000	0.875	HDL	V
HDL-4302-R	24.437	26.000	0.750	HDL	R	HDL-4318-R	25.500	27.500	0.875	HDL	R
HDL-4302-H	24.437	26.000	0.750	HDL	H	HDL-4318-H	25.500	27.500	0.875	HDL	H
HDL-4302-V	24.437	26.000	0.750	HDL	V	HDL-4318-V	25.500	27.500	0.875	HDL	V
HDL-4304-R *	24.437	26.437	0.750	HDL	R	HDL-6998-R *	25.750	27.500	0.750	HDL	R
HDL-4304-H *	24.437	26.437	0.750	HDL	H	HDL-6998-H *	25.750	27.500	0.750	HDL	H
HDL-4304-V *	24.437	26.437	0.750	HDL	V	HDL-6998-V *	25.750	27.500	0.750	HDL	V
HDL-9990-R	24.437	26.935	1.000	HDL	R	HDL-4303-R *	25.875	28.000	0.875	HDL	R
HDL-9990-H	24.437	26.935	1.000	HDL	H	HDL-4303-H *	25.875	28.000	0.875	HDL	H
HDL-9990-V	24.437	26.935	1.000	HDL	V	HDL-4303-V *	25.875	28.000	0.875	HDL	V
HDL-4305-R	24.500	26.500	0.875	HDL	R	HDL-4306-R *	25.988	27.625	0.750	HDL	R
HDL-4305-H	24.500	26.500	0.875	HDL	H	HDL-4306-H *	25.988	27.625	0.750	HDL	H
HDL-4305-V	24.500	26.500	0.875	HDL	V	HDL-4306-V *	25.988	27.625	0.750	HDL	V
HDL-4308-R	25.000	26.500	0.750	HDL	R	HDL-5921-R	26.000	27.625	0.750	HDL	R
HDL-4308-H	25.000	26.500	0.750	HDL	H	HDL-5921-H	26.000	27.625	0.750	HDL	H
HDL-4308-V	25.000	26.500	0.750	HDL	V	HDL-5921-V	26.000	27.625	0.750	HDL	V
HDL-3774-R *	25.000	27.000	0.875	HDL	R	HDL-4325-R	26.000	28.000	0.875	HDL	R
HDL-3774-H *	25.000	27.000	0.875	HDL	H	HDL-4325-H	26.000	28.000	0.875	HDL	H
HDL-3774-V *	25.000	27.000	0.875	HDL	V	HDL-4325-V	26.000	28.000	0.875	HDL	V
HDL-4309-R *	25.000	27.000	1.000	HDL	R	HDL-9402-R *	26.000	28.125	0.875	HDL	R
HDL-4309-H *	25.000	27.000	1.000	HDL	H	HDL-9402-H *	26.000	28.125	0.875	HDL	H
HDL-4309-V *	25.000	27.000	1.000	HDL	V	HDL-9402-V *	26.000	28.125	0.875	HDL	V
HDL-6421-R *	25.000	27.250	0.875	HDL	R	HDL-4794-R *	26.000	28.500	0.875	HDL	R
HDL-6421-H *	25.000	27.250	0.875	HDL	H	HDL-4794-H *	26.000	28.500	0.875	HDL	H
HDL-6421-V *	25.000	27.250	0.875	HDL	V	HDL-4794-V *	26.000	28.500	0.875	HDL	V

* Contact SKF for availability

LDS section - HDL inch size listing - (cont.)

Stock no.	Shaft	Inch bore	Width	Type and style	Lip	Stock no.	Shaft	Inch bore	Width	Type and style	Lip
HDL-4329-R	26.125	27.625	0.750	HDL	R	HDL-4341-R *	27.875	29.812	0.875	HDL	R
HDL-4329-H	26.125	27.625	0.750	HDL	H	HDL-4341-H *	27.875	29.812	0.875	HDL	H
HDL-4329-V	26.125	27.625	0.750	HDL	V	HDL-4341-V *	27.875	29.812	0.875	HDL	V
HDL-4330-R	26.125	28.125	0.875	HDL	R	HDL-4343-R	28.000	29.500	0.750	HDL	R
HDL-4330-H	26.125	28.125	0.875	HDL	H	HDL-4343-H	28.000	29.500	0.750	HDL	H
HDL-4330-V	26.125	28.125	0.875	HDL	V	HDL-4343-V	28.000	29.500	0.750	HDL	V
HDL-4307-R *	26.375	28.188	0.875	HDL	R	HDL-7828-R	28.000	29.625	0.750	HDL	R
HDL-4307-H *	26.375	28.188	0.875	HDL	H	HDL-7828-H	28.000	29.625	0.750	HDL	H
HDL-4307-V *	26.375	28.188	0.875	HDL	V	HDL-7828-V	28.000	29.625	0.750	HDL	V
HDL-4312-R *	26.375	28.250	0.875	HDL	R	HDL-4316-R *	28.000	29.813	0.750	HDL	R
HDL-4312-H *	26.375	28.250	0.875	HDL	H	HDL-4316-H *	28.000	29.813	0.750	HDL	H
HDL-4312-V *	26.375	28.250	0.875	HDL	V	HDL-4316-V *	28.000	29.813	0.750	HDL	V
HDL-4533-R	26.500	28.000	0.750	HDL	R	HDL-4344-R	28.000	30.000	0.875	HDL	R
HDL-4533-H	26.500	28.000	0.750	HDL	H	HDL-4344-H	28.000	30.000	0.875	HDL	H
HDL-4533-V	26.500	28.000	0.750	HDL	V	HDL-4344-V	28.000	30.000	0.875	HDL	V
HDL-4313-R	26.500	28.500	0.875	HDL	R	HDL-4320-R *	28.000	30.250	0.812	HDL	R
HDL-4313-H	26.500	28.500	0.875	HDL	H	HDL-4320-H *	28.000	30.250	0.812	HDL	H
HDL-4313-V	26.500	28.500	0.875	HDL	V	HDL-4320-V *	28.000	30.250	0.812	HDL	V
HDL-4333-R	27.000	29.000	0.875	HDL	R	HDL-3878-R	28.000	30.500	0.875	HDL	R
HDL-4333-H	27.000	29.000	0.875	HDL	H	HDL-3878-H	28.000	30.500	0.875	HDL	H
HDL-4333-V	27.000	29.000	0.875	HDL	V	HDL-3878-V	28.000	30.500	0.875	HDL	V
HDL-8031-R *	27.000	29.500	0.875	HDL	R	HDL-5998-R	28.000	31.000	0.875	HDL	R
HDL-8031-H *	27.000	29.500	0.875	HDL	H	HDL-5998-H	28.000	31.000	0.875	HDL	H
HDL-8031-V *	27.000	29.500	0.875	HDL	V	HDL-5998-V	28.000	31.000	0.875	HDL	V
HDL-9984-R	27.000	30.000	0.875	HDL	R	HDL-4321-R *	28.438	31.000	0.875	HDL	R
HDL-9984-H	27.000	30.000	0.875	HDL	H	HDL-4321-H *	28.438	31.000	0.875	HDL	H
HDL-9984-V	27.000	30.000	0.875	HDL	V	HDL-4321-V *	28.438	31.000	0.875	HDL	V
HDL-4626-R	27.250	29.250	0.875	HDL	R	HDL-4346-R	28.500	30.500	0.875	HDL	R
HDL-4626-H	27.250	29.250	0.875	HDL	H	HDL-4346-H	28.500	30.500	0.875	HDL	H
HDL-4626-V	27.250	29.250	0.875	HDL	V	HDL-4346-V	28.500	30.500	0.875	HDL	V
HDL-4315-R	27.500	29.000	0.750	HDL	R	HDL-4534-R *	28.500	31.000	0.875	HDL	R
HDL-4315-H	27.500	29.000	0.750	HDL	H	HDL-4534-H *	28.500	31.000	0.875	HDL	H
HDL-4315-V	27.500	29.000	0.750	HDL	V	HDL-4534-V *	28.500	31.000	0.875	HDL	V
HDL-4339-R	27.500	29.500	0.875	HDL	R	HDL-4628-R	28.750	30.750	0.875	HDL	R
HDL-4339-H	27.500	29.500	0.875	HDL	H	HDL-4628-H	28.750	30.750	0.875	HDL	H
HDL-4339-V	27.500	29.500	0.875	HDL	V	HDL-4628-V	28.750	30.750	0.875	HDL	V
HDL-3046-R	27.500	30.063	0.750	HDL	R	HDL-4347-R	29.000	30.500	0.750	HDL	R
HDL-3046-H	27.500	30.063	0.750	HDL	H	HDL-4347-H	29.000	30.500	0.750	HDL	H
HDL-3046-V	27.500	30.063	0.750	HDL	V	HDL-4347-V	29.000	30.500	0.750	HDL	V
HDL-5001-R *	27.625	29.625	0.750	HDL	R	HDL-4348-R	29.000	31.000	0.875	HDL	R
HDL-5001-H *	27.625	29.625	0.750	HDL	H	HDL-4348-H	29.000	31.000	0.875	HDL	H
HDL-5001-V *	27.625	29.625	0.750	HDL	V	HDL-4348-V	29.000	31.000	0.875	HDL	V
HDL-4336-R	27.626	29.500	0.750	HDL	R	HDL-8793-R *	29.000	31.500	1.000	HDL	R
HDL-4336-H	27.626	29.500	0.750	HDL	H	HDL-8793-H *	29.000	31.500	1.000	HDL	H
HDL-4336-V	27.626	29.500	0.750	HDL	V	HDL-8793-V *	29.000	31.500	1.000	HDL	V

LDS section - HDL inch size listing - (cont.)

Stock no.	Shaft	Inch bore	Width	Type and style	Lip	Stock no.	Shaft	Inch bore	Width	Type and style	Lip
HDL-4537-R *	29.000	32.000	0.875	HDL	R	HDL-4360-R *	30.000	33.000	0.875	HDL	R
HDL-4537-H *	29.000	32.000	0.875	HDL	H	HDL-4360-H *	30.000	33.000	0.875	HDL	H
HDL-4537-V *	29.000	32.000	0.875	HDL	V	HDL-4360-V *	30.000	33.000	0.875	HDL	V
HDL-4352-R	29.500	31.500	0.875	HDL	R	HDL-4906-R *	30.250	32.500	0.875	HDL	R
HDL-4352-H	29.500	31.500	0.875	HDL	H	HDL-4906-H *	30.250	32.500	0.875	HDL	H
HDL-4352-V	29.500	31.500	0.875	HDL	V	HDL-4906-V *	30.250	32.500	0.875	HDL	V
HDL-3791-R	29.500	31.500	1.000	HDL	R	HDL-4361-R *	30.312	32.375	0.875	HDL	R
HDL-3791-H	29.500	31.500	1.000	HDL	H	HDL-4361-H *	30.312	32.375	0.875	HDL	H
HDL-3791-V	29.500	31.500	1.000	HDL	V	HDL-4361-V *	30.312	32.375	0.875	HDL	V
HDL-4538-R *	29.500	32.000	0.875	HDL	R	HDL-4365-R	30.500	32.500	0.875	HDL	R
HDL-4538-H *	29.500	32.000	0.875	HDL	H	HDL-4365-H	30.500	32.500	0.875	HDL	H
HDL-4538-V *	29.500	32.000	0.875	HDL	V	HDL-4365-V	30.500	32.500	0.875	HDL	V
HDL-4322-R *	29.500	32.250	0.875	HDL	R	HDL-8577-R	30.500	33.000	0.875	HDL	R
HDL-4322-H *	29.500	32.250	0.875	HDL	H	HDL-8577-H	30.500	33.000	0.875	HDL	H
HDL-4322-V *	29.500	32.250	0.875	HDL	V	HDL-8577-V	30.500	33.000	0.875	HDL	V
HDL-4539-R *	29.500	32.500	0.875	HDL	R	HDL-8230-R *	30.500	33.500	0.875	HDL	R
HDL-4539-H *	29.500	32.500	0.875	HDL	H	HDL-8230-H *	30.500	33.500	0.875	HDL	H
HDL-4539-V *	29.500	32.500	0.875	HDL	V	HDL-8230-V *	30.500	33.500	0.875	HDL	V
HDL-3048-R	30.000	31.496	0.591	HDL	R	HDL-5739-R *	31.000	32.500	0.750	HDL	R
HDL-3048-H	30.000	31.496	0.591	HDL	H	HDL-5739-H *	31.000	32.500	0.750	HDL	H
HDL-3048-V	30.000	31.496	0.591	HDL	V	HDL-5739-V *	31.000	32.500	0.750	HDL	V
HDL-4356-R *	30.000	31.500	0.750	HDL	R	HDL-4367-R	31.000	33.000	0.875	HDL	R
HDL-4356-H *	30.000	31.500	0.750	HDL	H	HDL-4367-H	31.000	33.000	0.875	HDL	H
HDL-4356-V *	30.000	31.500	0.750	HDL	V	HDL-4367-V	31.000	33.000	0.875	HDL	V
HDL-5000-R *	30.000	31.616	0.750	HDL	R	HDL-4540-R *	31.000	33.500	0.875	HDL	R
HDL-5000-H *	30.000	31.616	0.750	HDL	H	HDL-4540-H *	31.000	33.500	0.875	HDL	H
HDL-5000-V *	30.000	31.616	0.750	HDL	V	HDL-4540-V *	31.000	33.500	0.875	HDL	V
HDL-7870-R *	30.000	31.625	0.750	HDL	R	HDL-4541-R *	31.000	34.000	0.875	HDL	R
HDL-7870-H *	30.000	31.625	0.750	HDL	H	HDL-4541-H *	31.000	34.000	0.875	HDL	H
HDL-7870-V *	30.000	31.625	0.750	HDL	V	HDL-4541-V *	31.000	34.000	0.875	HDL	V
HDL-4357-R	30.000	32.000	0.875	HDL	R	HDL-4631-R *	31.250	32.750	0.750	HDL	R
HDL-4357-H	30.000	32.000	0.875	HDL	H	HDL-4631-H *	31.250	32.750	0.750	HDL	H
HDL-4357-V	30.000	32.000	0.875	HDL	V	HDL-4631-V *	31.250	32.750	0.750	HDL	V
HDL-4323-R *	30.000	32.250	0.875	HDL	R	HDL-5033-R	31.250	33.250	0.750	HDL	R
HDL-4323-H *	30.000	32.250	0.875	HDL	H	HDL-5033-H	31.250	33.250	0.750	HDL	H
HDL-4323-V *	30.000	32.250	0.875	HDL	V	HDL-5033-V	31.250	33.250	0.750	HDL	V
HDL-4358-R	30.000	32.500	0.875	HDL	R	HDL-5016-R *	31.750	33.750	0.875	HDL	R
HDL-4358-H *	30.000	32.500	0.875	HDL	H	HDL-5016-H *	31.750	33.750	0.875	HDL	H
HDL-4358-V *	30.000	32.500	0.875	HDL	V	HDL-5016-V *	31.750	33.750	0.875	HDL	V
HDL-3797-R *	30.000	32.500	1.000	HDL	R	HDL-3023-R	32.000	33.500	0.750	HDL	R
HDL-3797-H *	30.000	32.500	1.000	HDL	H	HDL-3023-H	32.000	33.500	0.750	HDL	H
HDL-3797-V *	30.000	32.500	1.000	HDL	V	HDL-3023-V	32.000	33.500	0.750	HDL	V
HDL-4359-R *	30.000	32.750	0.875	HDL	R	HDL-4632-R	32.000	34.000	0.875	HDL	R
HDL-4359-H *	30.000	32.750	0.875	HDL	H	HDL-4632-H	32.000	34.000	0.875	HDL	H
HDL-4359-V *	30.000	32.750	0.875	HDL	V	HDL-4632-V	32.000	34.000	0.875	HDL	V

* Contact SKF for availability

LDS section - HDL inch size listing - (cont.)

Stock no.	Shaft	Inch bore	Width	Type and style	Lip	Stock no.	Shaft	Inch bore	Width	Type and style	Lip
HDL-8407-R *	32.000	34.500	0.875	HDL	R	HDL-4544-R	33.000	35.500	0.875	HDL	R
HDL-8407-H *	32.000	34.500	0.875	HDL	H	HDL-4544-H	33.000	35.500	0.875	HDL	H
HDL-8407-V *	32.000	34.500	0.875	HDL	V	HDL-4544-V	33.000	35.500	0.875	HDL	V
HDL-3002-R	32.125	34.125	0.750	HDL	R	HDL-9504-R *	33.500	35.000	0.875	HDL	R
HDL-3002-H	32.125	34.125	0.750	HDL	H	HDL-9504-H *	33.500	35.000	0.875	HDL	H
HDL-3002-V	32.125	34.125	0.750	HDL	V	HDL-9504-V *	33.500	35.000	0.875	HDL	V
HDL-4371-R	32.125	34.125	0.875	HDL	R	HDL-4389-R	33.500	35.500	0.875	HDL	R
HDL-4371-H	32.125	34.125	0.875	HDL	H	HDL-4389-H	33.500	35.500	0.875	HDL	H
HDL-4371-V	32.125	34.125	0.875	HDL	V	HDL-4389-V	33.500	35.500	0.875	HDL	V
HDL-7537-R *	32.125	34.625	0.875	HDL	R	HDL-4327-H *	33.500	35.625	0.875	HDL	H
HDL-7537-H *	32.125	34.625	0.875	HDL	H	HDL-4327-V *	33.500	35.625	0.875	HDL	V
HDL-7537-V *	32.125	34.625	0.875	HDL	V	HDL-4548-H *	33.500	35.625	0.875	HDL	H
HDL-4373-R	32.312	34.500	0.875	HDL	R	HDL-4548-V *	33.500	35.625	0.875	HDL	V
HDL-4373-H	32.312	34.500	0.875	HDL	H	HDL-4327-R *	33.500	35.625	0.875	HDL	R
HDL-4373-V	32.312	34.500	0.875	HDL	V	HDL-4548-R *	33.500	35.625	0.875	HDL	R
HDL-4377-R	32.500	34.500	0.875	HDL	R	HDL-4549-R *	33.500	35.750	0.875	HDL	R
HDL-4377-H	32.500	34.500	0.875	HDL	H	HDL-4549-H *	33.500	35.750	0.875	HDL	H
HDL-4377-V	32.500	34.500	0.875	HDL	V	HDL-4549-V *	33.500	35.750	0.875	HDL	V
HDL-4542-R *	32.750	34.250	0.750	HDL	R	HDL-4550-R	33.500	36.000	0.875	HDL	R
HDL-4542-H *	32.750	34.250	0.750	HDL	H	HDL-4550-H	33.500	36.000	0.875	HDL	H
HDL-4542-V *	32.750	34.250	0.750	HDL	V	HDL-4550-V	33.500	36.000	0.875	HDL	V
HDL-8289-R *	32.750	35.000	0.875	HDL	R	HDL-4552-R *	33.500	36.417	0.875	HDL	R
HDL-8289-H *	32.750	35.000	0.875	HDL	H	HDL-4552-H *	33.500	36.417	0.875	HDL	H
HDL-8289-V *	32.750	35.000	0.875	HDL	V	HDL-4552-V *	33.500	36.417	0.875	HDL	V
HDL-4380-R	32.996	34.685	0.787	HDL	R	HDL-4328-R *	33.625	35.625	0.875	HDL	R
HDL-4380-H	32.996	34.685	0.787	HDL	H	HDL-4328-H *	33.625	35.625	0.875	HDL	H
HDL-4380-V	32.996	34.685	0.787	HDL	V	HDL-4328-V *	33.625	35.625	0.875	HDL	V
HDL-4381-R	33.000	34.500	0.750	HDL	R	HDL-4331-R *	34.000	35.625	0.875	HDL	R
HDL-4381-H	33.000	34.500	0.750	HDL	H	HDL-4331-H *	34.000	35.625	0.875	HDL	H
HDL-4381-V	33.000	34.500	0.750	HDL	V	HDL-4331-V *	34.000	35.625	0.875	HDL	V
HDL-6787-R	33.000	34.625	0.750	HDL	R	HDL-4399-R	34.000	36.000	0.875	HDL	R
HDL-6787-H	33.000	34.625	0.750	HDL	H	HDL-4399-H	34.000	36.000	0.875	HDL	H
HDL-6787-V	33.000	34.625	0.750	HDL	V	HDL-4399-V	34.000	36.000	0.875	HDL	V
HDL-4634-R	33.000	34.650	0.787	HDL	R	HDL-3056-R	34.000	36.500	0.750	HDL	R
HDL-4634-H	33.000	34.650	0.787	HDL	H	HDL-3056-H	34.000	36.500	0.750	HDL	H
HDL-4634-V	33.000	34.650	0.787	HDL	V	HDL-3056-V	34.000	36.500	0.750	HDL	V
HDL-6152-R *	33.000	34.687	0.750	HDL	R	HDL-4400-R	34.000	36.500	0.875	HDL	R
HDL-6152-H *	33.000	34.687	0.750	HDL	H	HDL-4400-H	34.000	36.500	0.875	HDL	H
HDL-6152-V *	33.000	34.687	0.750	HDL	V	HDL-4400-V	34.000	36.500	0.875	HDL	V
HDL-4382-R	33.000	35.000	0.875	HDL	R	HDL-4332-R *	34.000	37.000	0.875	HDL	R
HDL-4382-H	33.000	35.000	0.875	HDL	H	HDL-4332-H *	34.000	37.000	0.875	HDL	H
HDL-4382-V	33.000	35.000	0.875	HDL	V	HDL-4332-V *	34.000	37.000	0.875	HDL	V
HDL-4326-R	33.000	35.250	0.875	HDL	R	HDL-3017-R	34.250	36.000	0.750	HDL	R
HDL-4326-H	33.000	35.250	0.875	HDL	H	HDL-3017-H	34.250	36.000	0.750	HDL	H
HDL-4326-V	33.000	35.250	0.875	HDL	V	HDL-3017-V	34.250	36.000	0.750	HDL	V

LDS section - HDL inch size listing - (cont.)

Stock no.	Shaft	Inch bore	Width	Type and style	Lip	Stock no.	Shaft	Inch bore	Width	Type and style	Lip
HDL-4401-R *	34.250	36.250	0.875	HDL	R	HDL-3001-R	35.496	37.996	0.984	HDL	R
HDL-4401-H *	34.250	36.250	0.875	HDL	H	HDL-3001-H	35.496	37.996	0.984	HDL	H
HDL-4401-V *	34.250	36.250	0.875	HDL	V	HDL-3001-V	35.496	37.996	0.984	HDL	V
HDL-4335-R *	34.250	36.750	0.875	HDL	R	HDL-4553-R	35.500	37.500	0.875	HDL	R
HDL-4335-H *	34.250	36.750	0.875	HDL	H	HDL-4553-H	35.500	37.500	0.875	HDL	H
HDL-4335-V *	34.250	36.750	0.875	HDL	V	HDL-4553-V	35.500	37.500	0.875	HDL	V
HDL-4338-R *	34.250	37.500	0.875	HDL	R	HDL-3003-R	35.827	38.077	0.687	HDL	R
HDL-4338-H *	34.250	37.500	0.875	HDL	H	HDL-3003-H	35.827	38.077	0.687	HDL	H
HDL-4338-V *	34.250	37.500	0.875	HDL	V	HDL-3003-V	35.827	38.077	0.687	HDL	V
HDL-6908-R *	34.500	36.000	0.750	HDL	R	HDL-4421-R	36.000	38.000	0.875	HDL	R
HDL-6908-H *	34.500	36.000	0.750	HDL	H	HDL-4421-H	36.000	38.000	0.875	HDL	H
HDL-6908-V *	34.500	36.000	0.750	HDL	V	HDL-4421-V	36.000	38.000	0.875	HDL	V
HDL-4405-R	34.500	36.500	0.875	HDL	R	HDL-9993-R	36.000	38.500	1.000	HDL	R
HDL-4405-H	34.500	36.500	0.875	HDL	H	HDL-9993-H	36.000	38.500	1.000	HDL	H
HDL-4405-V	34.500	36.500	0.875	HDL	V	HDL-9993-V	36.000	38.500	1.000	HDL	V
HDL-3021-R	34.500	36.500	1.000	HDL	R	HDL-7770-R *	36.220	37.717	0.750	HDL	R
HDL-3021-H	34.500	36.500	1.000	HDL	H	HDL-7770-H *	36.220	37.717	0.750	HDL	H
HDL-3021-V	34.500	36.500	1.000	HDL	V	HDL-7770-V *	36.220	37.717	0.750	HDL	V
HDL-4338-R *	34.500	37.500	0.875	HDL	R	HDL-4429-R *	36.500	38.000	0.750	HDL	R
HDL-4338-H *	34.500	37.500	0.875	HDL	H	HDL-4429-H *	36.500	38.000	0.750	HDL	H
HDL-4338-V *	34.500	37.500	0.875	HDL	V	HDL-4429-V *	36.500	38.000	0.750	HDL	V
HDL-3831-R *	34.750	36.750	0.875	HDL	R	HDL-4430-R	36.500	38.500	0.875	HDL	R
HDL-3831-H *	34.750	36.750	0.875	HDL	H	HDL-4430-H	36.500	38.500	0.875	HDL	H
HDL-3831-V *	34.750	36.750	0.875	HDL	V	HDL-4430-V	36.500	38.500	0.875	HDL	V
HDL-3835-R	35.000	37.000	0.875	HDL	R	HDL-4432-R *	36.750	38.750	0.875	HDL	R
HDL-3835-H	35.000	37.000	0.875	HDL	H	HDL-4432-H *	36.750	38.750	0.875	HDL	H
HDL-3835-V	35.000	37.000	0.875	HDL	V	HDL-4432-V *	36.750	38.750	0.875	HDL	V
HDL-3836-R	35.000	37.500	0.875	HDL	R	HDL-7428-R	36.750	39.250	0.875	HDL	R
HDL-3836-H	35.000	37.500	0.875	HDL	H	HDL-7428-H	36.750	39.250	0.875	HDL	H
HDL-3836-V	35.000	37.500	0.875	HDL	V	HDL-7428-V	36.750	39.250	0.875	HDL	V
HDL-3837-R	35.000	38.000	0.875	HDL	R	HDL-4434-R	37.000	39.000	0.875	HDL	R
HDL-3837-H	35.000	38.000	0.875	HDL	H	HDL-4434-H	37.000	39.000	0.875	HDL	H
HDL-3837-V	35.000	38.000	0.875	HDL	V	HDL-4434-V	37.000	39.000	0.875	HDL	V
HDL-4416-R	35.250	37.250	0.875	HDL	R	HDL-4436-R	37.250	39.250	0.875	HDL	R
HDL-4416-H	35.250	37.250	0.875	HDL	H	HDL-4436-H	37.250	39.250	0.875	HDL	H
HDL-4416-V	35.250	37.250	0.875	HDL	V	HDL-4436-V	37.250	39.250	0.875	HDL	V
HDL-4647-R *	35.250	38.250	0.812	HDL	R	HDL-4425-R *	37.374	39.500	0.875	HDL	R
HDL-4647-H *	35.250	38.250	0.812	HDL	H	HDL-4425-H *	37.374	39.500	0.875	HDL	H
HDL-4647-V *	35.250	38.250	0.812	HDL	V	HDL-4425-V *	37.374	39.500	0.875	HDL	V
HDL-4417-R	35.375	37.375	0.875	HDL	R	HDL-3847-R *	37.437	39.500	0.875	HDL	R
HDL-4417-H	35.375	37.375	0.875	HDL	H	HDL-3847-H *	37.437	39.500	0.875	HDL	H
HDL-4417-V	35.375	37.375	0.875	HDL	V	HDL-3847-V *	37.437	39.500	0.875	HDL	V
HDL-9079-R *	35.437	38.583	0.875	HDL	R	HDL-9411-R *	37.500	39.000	0.750	HDL	R
HDL-9079-H *	35.437	38.583	0.875	HDL	H	HDL-9411-H *	37.500	39.000	0.750	HDL	H
HDL-9079-V *	35.437	38.583	0.875	HDL	V	HDL-9411-V *	37.500	39.000	0.750	HDL	V

* Contact SKF for availability

LDS section - HDL inch size listing - (cont.)

Stock no.	Shaft	Inch bore	Width	Type and style	Lip	Stock no.	Shaft	Inch bore	Width	Type and style	Lip
HDL-4438-R	37.500	39.500	0.875	HDL	R	HDL-7538-R	39.750	42.250	0.875	HDL	R
HDL-4438-H	37.500	39.500	0.875	HDL	H	HDL-7538-H	39.750	42.250	0.875	HDL	H
HDL-4438-V	37.500	39.500	0.875	HDL	V	HDL-7538-V	39.750	42.250	0.875	HDL	V
HDL-3004-R	38.000	39.500	0.750	HDL	R	HDL-4467-R	40.000	42.000	0.875	HDL	R
HDL-3004-H	38.000	39.500	0.750	HDL	H	HDL-4467-H	40.000	42.000	0.875	HDL	H
HDL-3004-V	38.000	39.500	0.750	HDL	V	HDL-4467-V	40.000	42.000	0.875	HDL	V
HDL-4448-R	38.000	40.000	0.875	HDL	R	HDL-8791-R *	40.000	42.500	0.875	HDL	R
HDL-4448-H	38.000	40.000	0.875	HDL	H	HDL-8791-H *	40.000	42.500	0.875	HDL	H
HDL-4448-V	38.000	40.000	0.875	HDL	V	HDL-8791-V *	40.000	42.500	0.875	HDL	V
HDL-4340-R *	38.000	41.000	0.875	HDL	R	HDL-8599-R *	40.000	42.500	1.000	HDL	R
HDL-4340-H *	38.000	41.000	0.875	HDL	H	HDL-8599-H *	40.000	42.500	1.000	HDL	H
HDL-4340-V *	38.000	41.000	0.875	HDL	V	HDL-8599-V *	40.000	42.500	1.000	HDL	V
HDL-4454-R	38.250	40.250	0.875	HDL	R	HDL-4468-R *	40.500	42.500	0.875	HDL	R
HDL-4454-H	38.250	40.250	0.875	HDL	H	HDL-4468-H *	40.500	42.500	0.875	HDL	H
HDL-4454-V	38.250	40.250	0.875	HDL	V	HDL-4468-V *	40.500	42.500	0.875	HDL	V
HDL-4567-R *	38.250	40.750	0.875	HDL	R	HDL-7300-R *	40.500	43.000	0.875	HDL	R
HDL-4567-H *	38.250	40.750	0.875	HDL	H	HDL-7300-H *	40.500	43.000	0.875	HDL	H
HDL-4567-V *	38.250	40.750	0.875	HDL	V	HDL-7300-V *	40.500	43.000	0.875	HDL	V
HDL-4569-R *	38.250	41.250	0.875	HDL	R	HDL-1964-R *	40.500	43.020	0.875	HDL	R
HDL-4569-H *	38.250	41.250	0.875	HDL	H	HDL-1964-H *	40.500	43.020	0.875	HDL	H
HDL-4569-V *	38.250	41.250	0.875	HDL	V	HDL-1964-V *	40.500	43.020	0.875	HDL	V
HDL-4342-R *	38.258	40.750	0.875	HDL	R	HDL-4635-R	41.500	43.500	0.875	HDL	R
HDL-4342-H *	38.258	40.750	0.875	HDL	H	HDL-4635-H	41.500	43.500	0.875	HDL	H
HDL-4342-V *	38.258	40.750	0.875	HDL	V	HDL-4635-V	41.500	43.500	0.875	HDL	V
HDL-4349-R *	38.500	41.000	0.875	HDL	R	HDL-8628-R	41.875	43.500	1.000	HDL	R
HDL-4349-H *	38.500	41.000	0.875	HDL	H	HDL-8628-H	41.875	43.500	1.000	HDL	H
HDL-4349-V *	38.500	41.000	0.875	HDL	V	HDL-8628-V	41.875	43.500	1.000	HDL	V
HDL-4456-R *	38.750	40.750	0.875	HDL	R	HDL-4470-R	42.248	44.248	1.000	HDL	R
HDL-4456-H *	38.750	40.750	0.875	HDL	H	HDL-4470-H	42.248	44.248	1.000	HDL	H
HDL-4456-V *	38.750	40.750	0.875	HDL	V	HDL-4470-V	42.248	44.248	1.000	HDL	V
HDL-4570-R	38.750	41.000	0.875	HDL	R	HDL-5555-R *	42.500	44.250	0.875	HDL	R
HDL-4570-H	38.750	41.000	0.875	HDL	H	HDL-5555-H *	42.500	44.250	0.875	HDL	H
HDL-4570-V	38.750	41.000	0.875	HDL	V	HDL-5555-V *	42.500	44.250	0.875	HDL	V
HDL-4462-R *	38.937	41.000	0.875	HDL	R	HDL-4473-R	42.500	45.000	0.875	HDL	R
HDL-4462-H *	38.937	41.000	0.875	HDL	H	HDL-4473-H	42.500	45.000	0.875	HDL	H
HDL-4462-V *	38.937	41.000	0.875	HDL	V	HDL-4473-V	42.500	45.000	0.875	HDL	V
HDL-4465-R	39.000	41.000	0.875	HDL	R	HDL-6269-R *	42.500	45.500	0.875	HDL	R
HDL-4465-H	39.000	41.000	0.875	HDL	H	HDL-6269-H *	42.500	45.500	0.875	HDL	H
HDL-4465-V	39.000	41.000	0.875	HDL	V	HDL-6269-V *	42.500	45.500	0.875	HDL	V
HDL-4350-R *	39.000	41.500	0.875	HDL	R	HDL-7189-R *	43.000	45.500	0.875	HDL	R
HDL-4350-H *	39.000	41.500	0.875	HDL	H	HDL-7189-H *	43.000	45.500	0.875	HDL	H
HDL-4350-V *	39.000	41.500	0.875	HDL	V	HDL-7189-V *	43.000	45.500	0.875	HDL	V
HDL-4577-R *	39.000	42.250	0.875	HDL	R	HDL-9994-R	43.000	45.500	1.000	HDL	R
HDL-4577-H *	39.000	42.250	0.875	HDL	H	HDL-9994-H	43.000	45.500	1.000	HDL	H
HDL-4577-V *	39.000	42.250	0.875	HDL	V	HDL-9994-V	43.000	45.500	1.000	HDL	V

LDS section - HDL inch size listing - (cont.)

Stock no.	Shaft	Inch bore	Width	Type and style	Lip	Stock no.	Shaft	Inch bore	Width	Type and style	Lip
HDL-4637-R	43.500	45.500	0.875	HDL	R	HDL-4578-H *	46.500	48.500	0.875	HDL	H
HDL-4637-H	43.500	45.500	0.875	HDL	H	HDL-4578-V *	46.500	48.500	0.875	HDL	V
HDL-4637-V	43.500	45.500	0.875	HDL	V	HDL-8317-R	46.850	48.819	0.875	HDL	R
HDL-4638-R	43.750	45.750	0.875	HDL	R	HDL-8317-H	46.850	48.819	0.875	HDL	H
HDL-4638-H	43.750	45.750	0.875	HDL	H	HDL-8317-V	46.850	48.819	0.875	HDL	V
HDL-4638-V	43.750	45.750	0.875	HDL	V	HDL-8579-R *	48.000	50.000	0.875	HDL	R
HDL-7087-R *	44.000	46.000	0.875	HDL	R	HDL-8579-H *	48.000	50.000	0.875	HDL	H
HDL-7087-H *	44.000	46.000	0.875	HDL	H	HDL-8579-V *	48.000	50.000	0.875	HDL	V
HDL-7087-V *	44.000	46.000	0.875	HDL	V	HDL-4639-R	48.250	50.250	0.875	HDL	R
HDL-4475-R	44.000	46.500	0.875	HDL	R	HDL-4639-H	48.250	50.250	0.875	HDL	H
HDL-4475-H	44.000	46.500	0.875	HDL	H	HDL-4639-V	48.250	50.250	0.875	HDL	V
HDL-4475-V	44.000	46.500	0.875	HDL	V	HDL-6747-R	51.248	53.289	0.875	HDL	R
HDL-3024-R	44.000	46.500	1.000	HDL	R	HDL-6747-H	51.248	53.289	0.875	HDL	H
HDL-3024-H	44.000	46.500	1.000	HDL	H	HDL-6747-V	51.248	53.289	0.875	HDL	V
HDL-3024-V	44.000	46.500	1.000	HDL	V	HDL-1914-R *	51.250	53.300	0.875	HDL	R
HDL-4563-R	44.500	46.000	0.750	HDL	R	HDL-1914-H *	51.250	53.300	0.875	HDL	H
HDL-4563-H	44.500	46.000	0.750	HDL	H	HDL-1914-V *	51.250	53.300	0.875	HDL	V
HDL-4563-V	44.500	46.000	0.750	HDL	V	HDL-5482-R	59.000	61.000	0.875	HDL	R
HDL-8903-R	45.000	46.625	1.000	HDL	R	HDL-5482-H	59.000	61.000	0.875	HDL	H
HDL-8903-H	45.000	46.625	1.000	HDL	H	HDL-5482-V	59.000	61.000	0.875	HDL	V
HDL-8903-V	45.000	46.625	1.000	HDL	V	HDL-8557-R	63.327	65.748	0.787	HDL	R
HDL-3006-R	46.004	47.500	0.750	HDL	R	HDL-8557-H	63.327	65.748	0.787	HDL	H
HDL-3006-H	46.004	47.500	0.750	HDL	H	HDL-8557-V	63.327	65.748	0.787	HDL	V
HDL-3006-V	46.004	47.500	0.750	HDL	V						
HDL-4578-R *	46.500	48.500	0.875	HDL	R						

* Contact SKF for availability

LDS section - HDL metric size listing

Stock no.	Shaft	Metric bore	Width	Type and style	Lip	Stock no.	Shaft	Metric bore	Width	Type and style	Lip
HDL-3013-R	200.00	240.00	20.00	HDL	R	HDL-8504-R *	420.00	460.00	17.45	HDL	R
HDL-3013-H	200.00	240.00	20.00	HDL	H	HDL-8504-H *	420.00	460.00	17.45	HDL	H
HDL-3013-V	200.00	240.00	20.00	HDL	V	HDL-8504-V *	420.00	460.00	17.45	HDL	V
HDL-3069-R	220.00	250.00	15.00	HDL	R	HDL-3010-R	420.00	460.00	20.00	HDL	R
HDL-3069-H	220.00	250.00	15.00	HDL	H	HDL-3010-H	420.00	460.00	20.00	HDL	H
HDL-3069-V	220.00	250.00	15.00	HDL	V	HDL-3010-V	420.00	460.00	20.00	HDL	V
HDL-3039-V	220.00	250.00	18.00	HDL	R	HDL-8792-R *	420.00	470.00	17.45	HDL	R
HDL-3039-H	220.00	250.00	18.00	HDL	H	HDL-8792-H *	420.00	470.00	17.45	HDL	H
HDL-3039-V	220.00	250.00	18.00	HDL	V	HDL-8792-V *	420.00	470.00	17.45	HDL	V
HDL-3040-R	240.00	270.00	15.00	HDL	R	HDL-4192-R	440.00	480.00	20.00	HDL	R
HDL-3040-H	240.00	270.00	15.00	HDL	H	HDL-4192-H	440.00	480.00	20.00	HDL	H
HDL-3040-V	240.00	270.00	15.00	HDL	V	HDL-4192-V	440.00	480.00	20.00	HDL	V
HDL-3015-R	240.00	280.00	20.00	HDL	R	HDL-3029-R	470.00	520.00	22.00	HDL	R
HDL-3015-H	240.00	280.00	20.00	HDL	H	HDL-3029-H	470.00	520.00	22.00	HDL	H
HDL-3015-V	240.00	280.00	20.00	HDL	V	HDL-3029-V	470.00	520.00	22.00	HDL	V
HDL-7769-R *	270.00	308.00	17.45	HDL	R	HDL-3062-R	470.00	530.00	20.00	HDL	R
HDL-7769-H *	270.00	308.00	17.45	HDL	H	HDL-3062-H	470.00	530.00	20.00	HDL	H
HDL-7769-V *	270.00	308.00	17.45	HDL	V	HDL-3062-V	470.00	530.00	20.00	HDL	V
HDLA-3035-R	270.00	310.00	20.00	HDLA	R	HDL-7281-R *	480.00	520.00	20.00	HDL	R
HDLA-3035-H	270.00	310.00	20.00	HDLA	H	HDL-7281-H *	480.00	520.00	20.00	HDL	H
HDLA-3035-V	270.00	310.00	20.00	HDLA	V	HDL-7281-V *	480.00	520.00	20.00	HDL	V
HDL-7391-R *	280.00	320.00	19.98	HDL	R	HDL-4220-R	485.00	535.00	19.00	HDL	R
HDL-7391-H *	280.00	320.00	19.98	HDL	H	HDL-4220-H	485.00	535.00	19.00	HDL	H
HDL-7391-V *	280.00	320.00	19.98	HDL	V	HDL-4220-V	485.00	535.00	19.00	HDL	V
HDL-4039-R	280.00	340.00	20.62	HDL	R	HDL-4232-R	500.00	550.00	19.00	HDL	R
HDL-4039-H	280.00	340.00	20.62	HDL	H	HDL-4232-H	500.00	550.00	19.00	HDL	H
HDL-4039-V	280.00	340.00	20.62	HDL	V	HDL-4232-V	500.00	550.00	19.00	HDL	V
HDL-3007-R	330.00	370.00	18.00	HDL	R	HDL-4238-R *	508.00	560.00	25.00	HDL	R
HDL-3007-H	330.00	370.00	18.00	HDL	H	HDL-4238-H *	508.00	560.00	25.00	HDL	H
HDL-3007-V	330.00	370.00	18.00	HDL	V	HDL-4238-V *	508.00	560.00	25.00	HDL	V
HDLA-3036-R	340.00	380.00	18.00	HDLA	R	HDL-9997-R	513.00	543.00	16.00	HDL	R
HDLA-3036-H	340.00	380.00	18.00	HDLA	H	HDL-9997-H	513.00	543.00	16.00	HDL	H
HDLA-3036-V	340.00	380.00	18.00	HDLA	V	HDL-9997-V	513.00	543.00	16.00	HDL	V
HDL-9996-R	360.00	404.00	17.45	HDL	R	HDL-3025-R	520.00	560.00	18.00	HDL	R
HDL-9996-H	360.00	404.00	17.45	HDL	H	HDL-3025-H	520.00	560.00	18.00	HDL	H
HDL-9996-V	360.00	404.00	17.45	HDL	V	HDL-3025-V	520.00	560.00	18.00	HDL	V
HDL-4616-R	390.00	430.00	16.00	HDL	R	HDL-3027-R	520.00	570.00	22.00	HDL	R
HDL-4616-H	390.00	430.00	16.00	HDL	H	HDL-3027-H	520.00	570.00	22.00	HDL	H
HDL-4616-V	390.00	430.00	16.00	HDL	V	HDL-3027-V	520.00	570.00	22.00	HDL	V
HDL-3038-R	400.00	440.00	20.00	HDL	R	HDL-4244-R	530.00	580.00	20.62	HDL	R
HDL-3038-H	400.00	440.00	20.00	HDL	H	HDL-4244-H	530.00	580.00	20.62	HDL	H
HDL-3038-V	400.00	440.00	20.00	HDL	V	HDL-4244-V	530.00	580.00	20.62	HDL	V
HDL-4169-R *	400.00	450.00	17.45	HDL	R	HDL-3044-R	540.00	578.00	15.00	HDL	R
HDL-4169-H *	400.00	450.00	17.45	HDL	H	HDL-3044-H	540.00	578.00	15.00	HDL	H
HDL-4169-V *	400.00	450.00	17.45	HDL	V	HDL-3044-V	540.00	578.00	15.00	HDL	V

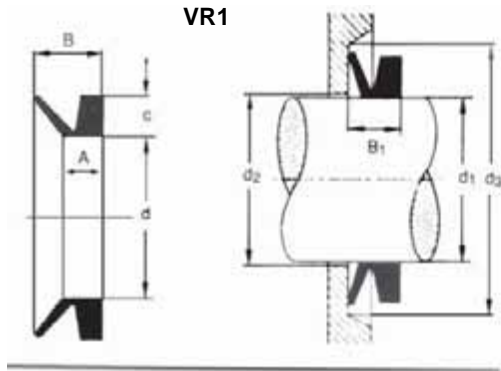
LDS section - HDL metric size listing - (cont.)

Stock no.	Shaft	Metric bore	Width	Type and style	Lip	Stock no.	Shaft	Metric bore	Width	Type and style	Lip
HDL-7393-R	540.00	590.00	24.98	HDL	R	HDL-3032-R	780.00	844.00	25.00	HDL	R
HDL-7393-H	540.00	590.00	24.98	HDL	H	HDL-3032-H	780.00	844.00	25.00	HDL	H
HDL-7393-V	540.00	590.00	24.98	HDL	V	HDL-3032-V	780.00	844.00	25.00	HDL	V
HDL-7266-R *	560.00	610.00	20.00	HDL	R	HDL-6666-R	790.00	854.00	25.00	HDL	R
HDL-7266-H *	560.00	610.00	20.00	HDL	H	HDL-6666-H	790.00	854.00	25.00	HDL	H
HDL-7266-V *	560.00	610.00	20.00	HDL	V	HDL-6666-V	790.00	854.00	25.00	HDL	V
HDL-9995-R	565.00	601.00	20.00	HDL	R	HDL-3009-R	837.00	889.00	22.22	HDL	R
HDL-9995-H	565.00	601.00	20.00	HDL	H	HDL-3009-H	837.00	889.00	22.22	HDL	H
HDL-9995-V	565.00	601.00	20.00	HDL	V	HDL-3009-V	837.00	889.00	22.22	HDL	V
HDL-3061-R	570.00	630.00	20.00	HDL	R	HDL-3034-R	840.00	904.00	25.00	HDL	R
HDL-3061-H	570.00	630.00	20.00	HDL	H	HDL-3034-H	840.00	904.00	25.00	HDL	H
HDL-3061-V	570.00	630.00	20.00	HDL	V	HDL-3034-V	840.00	904.00	25.00	HDL	V
HDL-3053-R	580.00	620.00	20.00	HDL	R	HDL-3065-V	905.00	955.00	22.00	HDL	R
HDL-3053-H	580.00	620.00	20.00	HDL	H	HDL-3065-H	905.00	955.00	22.00	HDL	H
HDL-3053-V	580.00	620.00	20.00	HDL	V	HDL-3065-V	905.00	955.00	22.00	HDL	V
HDL-8624-R	600.00	640.00	20.00	HDL	R	HDL-3026-R	930.00	980.00	22.22	HDL	R
HDL-8624-H	600.00	640.00	20.00	HDL	H	HDL-3026-H	930.00	980.00	22.22	HDL	H
HDL-8624-V	600.00	640.00	20.00	HDL	V	HDL-3026-V	930.00	980.00	22.22	HDL	V
HDL-3020-R	630.00	670.00	20.00	HDL	R	HDL-9998-R	990.00	1040.00	25.00	HDL	R
HDL-3020-V	630.00	670.00	20.00	HDL	V	HDL-9998-H	990.00	1040.00	25.00	HDL	H
HDL-3020-H	630.00	670.00	20.00	HDL	H	HDL-9998-V	990.00	1040.00	25.00	HDL	V
HDL-3059-R	630.00	690.00	20.00	HDL	R	HDL-1073-R *	1000.00	1050.00	22.22	HDL	R
HDL-3059-H	630.00	690.00	20.00	HDL	H	HDL-1073-H *	1000.00	1050.00	22.22	HDL	H
HDL-3059-V	630.00	690.00	20.00	HDL	V	HDL-1073-V *	1000.00	1050.00	22.22	HDL	V
HDL-3019-R	640.00	680.00	20.00	HDL	R	HDL-3012-R	1055.00	1100.00	25.00	HDL	R
HDL-3019-H	640.00	680.00	20.00	HDL	H	HDL-3012-H	1055.00	1100.00	25.00	HDL	H
HDL-3019-V	640.00	680.00	20.00	HDL	V	HDL-3012-V	1055.00	1100.00	25.00	HDL	V
HDL-3016-R	650.00	714.00	25.00	HDL	R	HDL-4640-R	1105.00	1160.00	22.00	HDL	R
HDL-3016-H	650.00	714.00	25.00	HDL	H	HDL-4640-H	1105.00	1160.00	22.00	HDL	H
HDL-3016-V	650.00	714.00	25.00	HDL	V	HDL-4640-V	1105.00	1160.00	22.00	HDL	V
HDL-9992-R	668.00	706.00	25.40	HDL	R	HDL-7065-R *	1350.00	1414.00	22.00	HDL	R
HDL-9992-H	668.00	706.00	25.40	HDL	H	HDL-7065-H *	1350.00	1414.00	22.00	HDL	H
HDL-9992-V	668.00	706.00	25.40	HDL	V	HDL-7065-V *	1350.00	1414.00	22.00	HDL	V
HDL-3054-R	690.00	730.00	20.00	HDL	R	HDL-3028-R	1350.00	1415.00	25.00	HDL	R
HDL-3054-H	690.00	730.00	20.00	HDL	H	HDL-3028-H	1350.00	1415.00	25.00	HDL	H
HDL-3054-V	690.00	730.00	20.00	HDL	V	HDL-3028-V	1350.00	1415.00	25.00	HDL	V
HDL-4629-R	750.00	814.00	25.00	HDL	R	HDL-8594-R	1380.00	1440.00	25.00	HDL	R
HDL-4629-H	750.00	814.00	25.00	HDL	H	HDL-8594-H	1380.00	1440.00	25.00	HDL	H
HDL-4629-V	750.00	814.00	25.00	HDL	V	HDL-8594-V	1380.00	1440.00	25.00	HDL	V
HDL-3037-R	760.00	804.00	18.00	HDL	R	HDL-9010-R	1890.00	1954.00	25.00	HDL	R
HDL-3037-H	760.00	804.00	18.00	HDL	H	HDL-9010-H	1890.00	1954.00	25.00	HDL	H
HDL-3037-V	760.00	804.00	18.00	HDL	V	HDL-9010-V	1890.00	1954.00	25.00	HDL	V
HDL-3048-V	762.00	800.00	15.00	HDL	R						
HDL-3048-H	762.00	800.00	15.00	HDL	H						
HDL-3048-H	762.00	800.00	15.00	HDL	H						

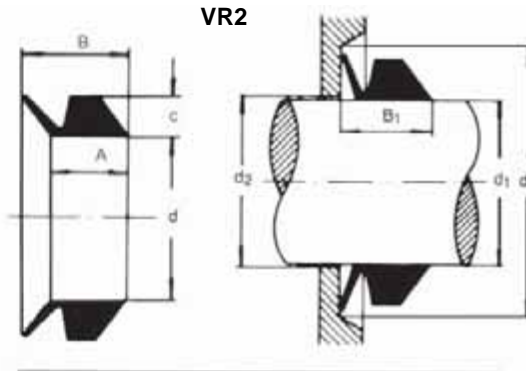
* Contact SKF for availability

V-Ring size listing

VR1



VR2

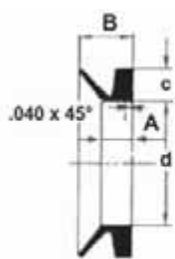


Profile dimensions

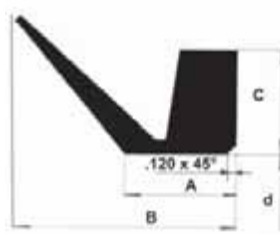
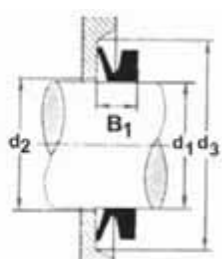
Assembly dimensions

Profile dimensions

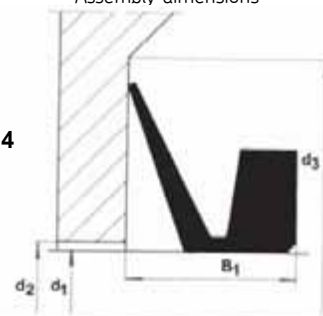
Assembly dimensions



VR3

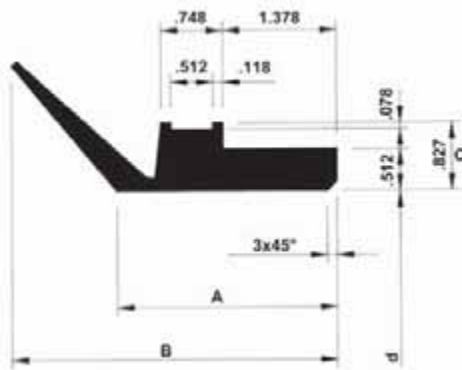


VR4

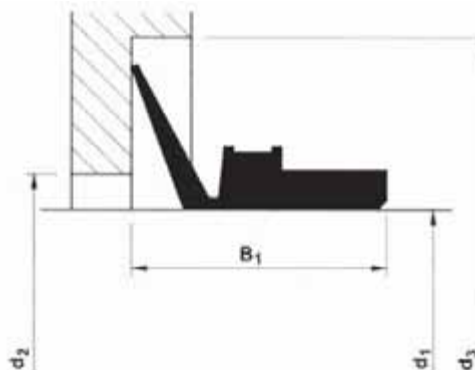


Profile dimensions

Assembly dimensions

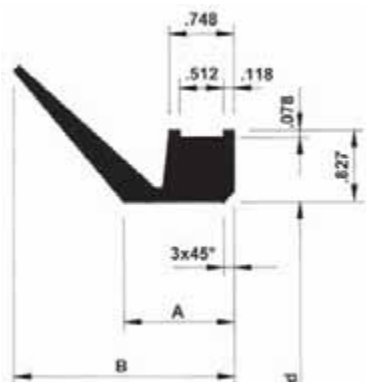


VR5

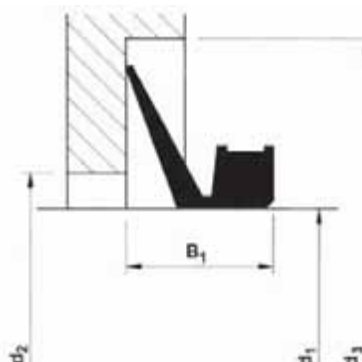


Profile dimensions

Assembly dimensions



VR6



V-Ring size listing - (cont.)

SKF stock no.	Shaft diameter d_1 (Range)	Inside diameter d	Height c	Dimension A	Free width B	Maximum $d_2 = (d_1 +)$	Minimum $d_3 = (d_1 +)$	Fitted width B_1	Construction	Lip code	Reference metric shaft size
400030	0.110-0.140	.100	.060	.080	.120	.040	.160	.100±.012	VR1	R	3mm
400034	0.110-0.140	.100	.060	.080	.120	.040	.160	.100±.012	VR1	V	3mm
400040	0.140-0.180	.130	.080	.090	.150	.040	.240	.120±.016	VR1	R	4mm
400044	0.140-0.180	.130	.080	.090	.150	.040	.240	.120±.016	VR1	V	4mm
400050	0.180-0.210	.160	.080	.090	.150	.040	.240	.120±.016	VR1	R	5mm
400054	0.180-0.210	.160	.080	.090	.150	.040	.240	.120±.016	VR1	V	5mm
400051	0.180-0.210	.160	.080	.150	.200	.040	.240	.180±.016	VR2	R	5mm
400055	0.180-0.210	.160	.080	.150	.200	.040	.240	.180±.016	VR2	V	5mm
400060	0.210-0.260	.200	.080	.090	.150	.040	.240	.120±.016	VR1	R	6mm
400064	0.210-0.260	.200	.080	.090	.150	.040	.240	.120±.016	VR1	V	6mm
400061	0.210-0.260	.200	.080	.150	.200	.040	.240	.180±.016	VR2	R	6mm
400065	0.210-0.260	.200	.080	.150	.200	.040	.240	.180±.016	VR2	V	6mm
400070	0.260-0.315	.240	.080	.090	.150	.040	.240	.120±.016	VR1	R	7mm
400074	0.260-0.315	.240	.080	.090	.150	.040	.240	.120±.016	VR1	V	7mm
400071	0.260-0.315	.240	.080	.150	.200	.040	.240	.180±.016	VR2	R	7mm
400075	0.260-0.315	.240	.080	.150	.200	.040	.240	.180±.016	VR2	V	7mm
400080	0.315-0.370	.280	.080	.090	.150	.040	.240	.120±.016	VR1	R	8mm
400084	0.315-0.370	.280	.080	.090	.150	.040	.240	.120±.016	VR1	V	8mm
400081	0.315-0.370	.280	.080	.150	.200	.040	.240	.180±.016	VR2	R	8mm
400085	0.315-0.370	.280	.080	.150	.200	.040	.240	.180±.016	VR2	V	8mm
400100	0.370-0.450	.350	.120	.130	.220	.080	.350	.180±.020	VR1	R	10mm
400104	0.370-0.450	.350	.120	.130	.220	.080	.350	.180±.020	VR1	V	10mm
400101	0.370-0.450	.350	.120	.220	.300	.080	.350	.260±.020	VR2	R	10mm
400105	0.370-0.450	.350	.120	.220	.300	.080	.350	.260±.020	VR2	V	10mm
400120	0.450-0.530	.410	.120	.130	.220	.080	.350	.180±.020	VR1	R	12mm
400124	0.450-0.530	.410	.120	.130	.220	.080	.350	.180±.020	VR1	V	12mm
400121	0.450-0.530	.410	.120	.220	.300	.080	.350	.260±.020	VR2	R	12mm
400125	0.450-0.530	.410	.120	.220	.300	.080	.350	.260±.020	VR2	V	12mm
400130	0.490-0.570	.450	.120	.130	.220	.080	.350	.180±.020	VR1	R	13mm
400134	0.490-0.570	.450	.120	.130	.220	.080	.350	.180±.020	VR1	V	13mm
400140	0.530-0.413	.490	.120	.130	.220	.080	.350	.180±.020	VR1	R	14mm
400144	0.530-0.413	.490	.120	.130	.220	.080	.350	.180±.020	VR1	V	14mm
400141	0.530-0.413	.490	.120	.220	.300	.080	.350	.260±.020	VR2	R	14mm
400145	0.530-0.413	.490	.120	.220	.300	.080	.350	.260±.020	VR2	V	14mm
400160	0.413-0.690	.550	.120	.130	.220	.080	.350	.180±.020	VR1	R	16mm
400164	0.413-0.690	.550	.120	.130	.220	.080	.350	.180±.020	VR1	V	16mm
400161	0.413-0.690	.550	.120	.220	.300	.080	.350	.260±.020	VR2	R	16mm
400165	0.413-0.690	.550	.120	.220	.300	.080	.350	.260±.020	VR2	V	16mm
400180	0.690-0.748	.630	.120	.130	.220	.080	.350	.180±.020	VR1	R	18mm
400184	0.690-0.748	.630	.120	.130	.220	.080	.350	.180±.020	VR1	V	18mm
400181	0.690-0.770	.630	.120	.220	.300	.080	.350	.260±.020	VR2	R	18mm
400185	0.690-0.770	.630	.120	.220	.300	.080	.350	.260±.020	VR2	V	18mm
400200	0.748-0.827	.710	.160	.190	.300	.080	.470	.240±.030	VR1	R	20mm
400204	0.748-0.827	.710	.160	.190	.300	.080	.470	.240±.030	VR1	V	20mm
400201	0.770-0.827	.710	.160	.310	.410	.080	.470	.354±.030	VR2	R	20mm

Select the larger V-Ring when the dimension d_1 is on the boundary between two sizes of V-Ring.

Purple dot on V-Ring indicates LongLife material.

Sizes under .787 (20mm) shaft are brown with no dot.

* Check for availability & pricing

Indicates non-standard compounds for specific applications

V-Ring size listing - (cont.)

SKF stock no.	Shaft diameter d_1 (Range)	Inside diameter d	Height c	Dimension A	Free width B	Maximum d_2 $=(d_1+)$	Minimum d_3 $=(d_1+)$	Fitted width B_1	Construction	Lip code	Reference metric shaft size
400205	0.770-0.827	.710	.160	.310	.410	.080	.470	.354±.030	VR2	V	20mm
400220	0.827-0.950	.790	.160	.190	.300	.080	.470	.240±.030	VR1	R	22mm
400224	0.827-0.950	.790	.160	.190	.300	.080	.470	.240±.030	VR1	V	22mm
400221	0.827-0.950	.790	.160	.310	.410	.080	.470	.354±.030	VR2	R	22mm
400225	0.827-0.950	.790	.160	.310	.410	.080	.470	.354±.030	VR2	V	22mm
400250	0.950-1.070	.788	.160	.190	.300	.080	.470	.240±.030	VR1	R	25mm
400254	0.950-1.070	.788	.160	.190	.300	.080	.470	.240±.030	VR1	V	25mm
400251	0.950-1.070	.788	.160	.310	.410	.080	.470	.354±.030	VR2	R	25mm
400255	0.950-1.070	.788	.160	.310	.410	.080	.470	.354±.030	VR2	V	25mm
400280	1.070-1.140	.980	.160	.190	.300	.120	.470	.240±.030	VR1	R	28mm
400284	1.070-1.140	.980	.160	.190	.300	.120	.470	.240±.030	VR1	V	28mm
400281	1.070-1.140	.980	.160	.310	.410	.120	.470	.354±.030	VR2	R	28mm
400285	1.070-1.140	.980	.160	.310	.410	.120	.470	.354±.030	VR2	V	28mm
400300	1.140-1.220	1.060	.160	.190	.300	.120	.470	.240±.030	VR1	R	30mm
400304	1.140-1.220	1.060	.160	.190	.300	.120	.470	.240±.030	VR1	V	30mm
400301	1.140-1.220	1.060	.160	.310	.410	.120	.470	.354±.030	VR2	R	30mm
400305	1.140-1.220	1.060	.160	.310	.410	.120	.470	.354±.030	VR2	V	30mm
400320	1.220-1.300	1.140	.160	.190	.300	.120	.470	.240±.030	VR1	R	32mm
400324	1.220-1.300	1.140	.160	.190	.300	.120	.470	.240±.030	VR1	V	32mm
400321	1.220-1.300	1.140	.160	.310	.410	.120	.470	.354±.030	VR2	R	32mm
400325	1.220-1.300	1.140	.160	.310	.410	.120	.470	.354±.030	VR2	V	32mm
400350	1.300-1.420	1.220	.160	.190	.300	.120	.470	.240±.030	VR1	R	35mm
400354	1.300-1.420	1.220	.160	.190	.300	.120	.470	.240±.030	VR1	V	35mm
400351	1.300-1.420	1.220	.160	.310	.410	.120	.470	.354±.030	VR2	R	35mm
400355	1.300-1.420	1.220	.160	.310	.410	.120	.470	.354±.030	VR2	V	35mm
400380	1.420-1.500	1.340	.160	.190	.300	.120	.470	.240±.030	VR1	R	38mm
400384	1.420-1.500	1.340	.160	.190	.300	.120	.470	.240±.030	VR1	V	38mm
400381	1.420-1.500	1.340	.160	.310	.410	.120	.470	.354±.030	VR2	R	38mm
400385	1.420-1.500	1.340	.160	.310	.410	.120	.470	.354±.030	VR2	V	38mm
400400	1.500-1.700	1.420	.200	.220	.350	.120	.590	.280±.039	VR1	R	40mm
400404	1.500-1.700	1.420	.200	.220	.350	.120	.590	.280±.039	VR1	V	40mm
400401	1.500-1.700	1.420	.200	.370	.510	.120	.590	.433±.039	VR2	R	40mm
400405	1.500-1.700	1.420	.200	.370	.510	.120	.590	.433±.039	VR2	V	40mm
400450	1.700-1.889	1.570	.200	.220	.350	.120	.590	.280±.039	VR1	R	45mm
400454	1.700-1.889	1.570	.200	.220	.350	.120	.590	.280±.039	VR1	V	45mm
400451	1.700-1.889	1.570	.200	.370	.510	.120	.590	.433±.039	VR2	R	45mm
400455	1.700-1.889	1.570	.200	.370	.510	.120	.590	.433±.039	VR2	V	45mm
400500	1.889-2.090	1.772	.200	.220	.350	.120	.590	.280±.039	VR1	R	50mm
400504	1.889-2.090	1.772	.200	.220	.350	.120	.590	.280±.039	VR1	V	50mm
400501	1.889-2.090	1.772	.200	.370	.510	.120	.590	.433±.039	VR2	R	50mm
400505	1.889-2.090	1.772	.200	.370	.510	.120	.590	.433±.039	VR2	V	50mm
400550	2.090-2.290	1.930	.200	.220	.350	.120	.590	.280±.039	VR1	R	55mm
400554	2.090-2.290	1.930	.200	.220	.350	.120	.590	.280±.039	VR1	V	55mm
400551	2.090-2.290	1.930	.200	.370	.510	.120	.590	.433±.039	VR2	R	55mm
400555	2.090-2.290	1.930	.200	.370	.510	.120	.590	.433±.039	VR2	V	55mm

Select the larger V-Ring when the dimension d_1 is on the boundary between two sizes of V-Ring.

Purple dot on V-Ring indicates LongLife material.

Sizes under .787 (20mm) shaft are brown with no dot.

* Check for availability & pricing

Indicates non-standard compounds for specific applications

V-Ring size listing - (cont.)

SKF stock no.	Shaft diameter d ₁ (Range)	Inside diameter d	Height c	Dimension A	Free width B	Maximum d ₂ =(d ₁ +)	Minimum d ₃ =(d ₁ -)	Fitted width B ₁	Construction	Lip code	Reference metric shaft size
400600	2.290-2.480	2.130	.200	.220	.350	.120	.590	.280±.039	VR1	R	60mm
400604	2.290-2.480	2.130	.200	.220	.350	.120	.590	.280±.039	VR1	V	60mm
400601	2.290-2.480	2.130	.200	.370	.510	.120	.590	.433±.039	VR2	R	60mm
400605	2.290-2.480	2.130	.200	.370	.510	.120	.590	.433±.039	VR2	V	60mm
400650	2.480-2.680	2.280	.200	.220	.350	.120	.590	.280±.039	VR1	R	65mm
400654	2.480-2.680	2.280	.200	.220	.350	.120	.590	.280±.039	VR1	V	65mm
400659	2.480-2.680	2.280	.200	.220	.350	.120	.590	.280±.039	VR1-SPL	R	65mm
400651	2.480-2.680	2.280	.200	.370	.510	.120	.590	.433±.039	VR2	R	65mm
400655	2.480-2.680	2.280	.200	.370	.510	.120	.590	.433±.039	VR2	V	65mm
400700	2.680-2.874	2.480	.240	.270	.430	.160	.710	.354±.047	VR1	R	70mm
400704	2.680-2.874	2.480	.240	.270	.430	.160	.710	.354±.047	VR1	V	70mm
400701	2.680-2.874	2.480	.240	.440	.610	.160	.710	.530±.047	VR2	R	70mm
400705	2.680-2.874	2.480	.240	.440	.610	.160	.710	.530±.047	VR2	V	70mm
400750	2.874-3.070	2.640	.240	.270	.430	.160	.710	.354±.047	VR1	R	75mm
400754	2.874-3.070	2.640	.240	.270	.430	.160	.710	.354±.047	VR1	V	75mm
400751	2.874-3.070	2.640	.240	.440	.610	.160	.710	.530±.047	VR2	R	75mm
400755	2.874-3.070	2.640	.240	.440	.610	.160	.710	.530±.047	VR2	V	75mm
400800	3.070-3.270	2.787	.240	.270	.430	.160	.710	.354±.047	VR1	R	80mm
400804	3.070-3.270	2.787	.240	.270	.430	.160	.710	.354±.047	VR1	V	80mm
400801	3.070-3.270	2.787	.240	.440	.610	.160	.710	.530±.047	VR2	R	80mm
400805	3.070-3.270	2.787	.240	.440	.610	.160	.710	.530±.047	VR2	V	80mm
400851	3.270-3.472	2.940	.240	.440	.610	.160	.710	.530±.047	VR2	R	85mm
400855	3.270-3.472	2.940	.240	.440	.610	.160	.710	.530±.047	VR2	V	85mm
400850	3.270-3.472	2.990	.240	.270	.430	.160	.710	.354±.047	VR1	R	85mm
400854	3.270-3.472	2.990	.240	.270	.430	.160	.710	.354±.047	VR1	V	85mm
400900	3.472-3.660	3.190	.240	.270	.430	.160	.710	.354±.047	VR1	R	90mm
400904	3.472-3.660	3.190	.240	.270	.430	.160	.710	.354±.047	VR1	V	90mm
400901	3.472-3.660	3.190	.240	.440	.610	.160	.710	.530±.047	VR2	R	90mm
400905	3.472-3.660	3.190	.240	.440	.610	.160	.710	.530±.047	VR2	V	90mm
400950	3.660-3.787	3.350	.240	.270	.430	.160	.710	.354±.047	VR1	R	95mm
400954	3.660-3.787	3.350	.240	.270	.430	.160	.710	.354±.047	VR1	V	95mm
400951	3.660-3.787	3.350	.240	.440	.610	.160	.710	.530±.047	VR2	R	95mm
400955	3.660-3.787	3.350	.240	.440	.610	.160	.710	.530±.047	VR2	V	95mm
401000	3.787-4.140	3.540	.240	.270	.430	.160	.710	.354±.047	VR1	R	100mm
401004	3.787-4.140	3.540	.240	.270	.430	.160	.710	.354±.047	VR1	V	100mm
401001	3.787-4.140	3.540	.240	.440	.610	.160	.710	.530±.047	VR2	R	100mm
401005	3.787-4.140	3.540	.240	.440	.610	.160	.710	.530±.047	VR2	V	100mm
401100	4.140-4.528	3.900	.280	.310	.500	.160	.787	.413±.059	VR1	R	110mm
401104	4.140-4.528	3.900	.280	.310	.500	.160	.787	.413±.059	VR1	V	110mm
401101	4.140-4.528	3.900	.280	.520	.710	.160	.787	.610±.059	VR2	R	110mm
401105	4.140-4.528	3.900	.280	.520	.710	.160	.787	.610±.059	VR2	V	110mm
401200	4.528-4.920	4.250	.280	.310	.500	.160	.787	.413±.059	VR1	R	120mm
401204	4.528-4.920	4.250	.280	.310	.500	.160	.787	.413±.059	VR1	V	120mm
401208	4.528-4.917	4.250	.280	.310	.500	.160	.787	.413±.059	VR1-SPL	#	120mm
401201	4.528-4.920	4.250	.280	.520	.710	.160	.787	.610±.059	VR2	R	120mm

Select the larger V-Ring when the dimension d₁ is on the boundary between two sizes of V-Ring.

Purple dot on V-Ring indicates LongLife material.

Sizes under .787 (20mm) shaft are brown with no dot.

* Check for availability & pricing

Indicates non-standard compounds for specific applications

V-Ring size listing - (cont.)

SKF stock no.	Shaft diameter d_1 (Range)	Inside diameter d	Height c	Dimension A	Free width B	Maximum $d_2 = (d_1 +)$	Minimum $d_3 = (d_1 +)$	Fitted width B_1	Construction	Lip code	Reference metric shaft size
401205	4.528-4.920	4.250	.280	.520	.710	.160	.787	.610±.059	VR2	V	120mm
401202*	4.528-4.920	4.250	.260	.240	.410	.200	.787	.315±.059	VR3	R	120mm
401206*	4.528-4.920	4.250	.260	.240	.410	.200	.787	.315±.059	VR3	V	120mm
401300	4.920-5.320	4.610	.280	.310	.500	.160	.787	.413±.059	VR1	R	130mm
401304	4.920-5.320	4.610	.280	.310	.500	.160	.787	.413±.059	VR1	V	130mm
401301	4.920-5.320	4.610	.280	.520	.710	.160	.787	.610±.059	VR2	R	130mm
401305	4.920-5.320	4.610	.280	.520	.710	.160	.787	.610±.059	VR2	V	130mm
401400	5.320-5.709	4.960	.280	.310	.500	.160	.787	.413±.059	VR1	R	140mm
401404	5.320-5.709	4.960	.280	.310	.500	.160	.787	.413±.059	VR1	V	140mm
401401	5.320-5.709	4.960	.280	.520	.710	.160	.787	.610±.059	VR2	R	140mm
401405	5.320-5.709	4.960	.280	.520	.710	.160	.787	.610±.059	VR2	V	140mm
401402	5.320-5.709	4.960	.260	.240	.410	.197	.787	.315±.059	VR3	R	140mm
401406	5.320-5.709	4.960	.260	.240	.410	.197	.787	.315±.059	VR3	V	140mm
401500	5.709-6.102	5.310	.280	.310	.500	.160	.787	.413±.059	VR1	R	150mm
401504	5.709-6.102	5.310	.280	.310	.500	.160	.787	.413±.059	VR1	V	150mm
401501	5.709-6.102	5.310	.280	.520	.710	.160	.787	.610±.059	VR2	R	150mm
401505	5.709-6.102	5.310	.280	.520	.710	.160	.787	.610±.059	VR2	V	150mm
401502	5.709-6.102	5.310	.260	.240	.410	.197	.787	.315±.059	VR3	R	150mm
401506	5.709-6.102	5.310	.260	.240	.410	.197	.787	.315±.059	VR3	V	150mm
401600	6.102-6.496	5.670	.310	.350	.570	.157	.940	.472±.070	VR1	R	160mm
401604	6.102-6.496	5.670	.310	.350	.570	.157	.940	.472±.070	VR1	V	160mm
401608	6.102-6.496	5.670	.310	.350	.570	.157	.940	.472±.070	VR1-SPL	#	160mm
401601	6.102-6.496	5.670	.310	.590	.787	.157	.940	.709±.070	VR2	R	160mm
401605	6.102-6.496	5.670	.310	.590	.787	.157	.940	.709±.070	VR2	V	160mm
401602	6.102-6.496	5.670	.260	.240	.410	.197	.787	.315±.059	VR3	R	160mm
401606	6.102-6.496	5.670	.260	.240	.410	.197	.787	.315±.059	VR3	V	160mm
401700	6.496-6.890	6.020	.310	.350	.570	.157	.940	.472±.070	VR1	R	170mm
401704	6.496-6.890	6.020	.310	.350	.570	.157	.940	.472±.070	VR1	V	170mm
401701	6.496-6.890	6.020	.310	.590	.787	.157	.940	.709±.070	VR2	R	170mm
401705	6.496-6.890	6.020	.310	.590	.787	.157	.940	.709±.070	VR2	V	170mm
401702	6.496-6.890	6.020	.260	.240	.410	.197	.787	.315±.059	VR3	R	170mm
401706	6.496-6.890	6.020	.260	.240	.410	.197	.787	.315±.059	VR3	V	170mm
401800	6.890-7.283	6.380	.310	.350	.570	.157	.940	.472±.070	VR1	R	180mm
401804	6.890-7.283	6.380	.310	.350	.570	.157	.940	.472±.070	VR1	V	180mm
401801	6.890-7.283	6.380	.310	.590	.787	.157	.940	.709±.070	VR2	R	180mm
401805	6.890-7.283	6.380	.310	.590	.787	.157	.940	.709±.070	VR2	V	180mm
401802	6.890-7.283	6.380	.260	.240	.410	.197	.787	.315±.059	VR3	R	180mm
401806	6.890-7.283	6.380	.260	.240	.410	.197	.787	.315±.059	VR3	V	180mm
401900	7.283-7.680	6.730	.310	.350	.570	.157	.940	.472±.070	VR1	R	190mm
401904	7.283-7.680	6.730	.310	.350	.570	.157	.940	.472±.070	VR1	V	190mm
401901	7.283-7.680	6.730	.310	.590	.787	.157	.940	.709±.070	VR2	R	190mm
401905	7.283-7.680	6.730	.310	.590	.787	.157	.940	.709±.070	VR2	V	190mm
401902	7.283-7.680	6.730	.260	.240	.410	.197	.787	.315±.059	VR3	R	190mm
401906	7.283-7.680	6.730	.260	.240	.410	.197	.787	.315±.059	VR3	V	190mm
401990	7.680-8.270	7.090	.310	.350	.570	.157	.940	.472±.070	VR1	R	199mm

Select the larger V-Ring when the dimension d_1 is on the boundary between two sizes of V-Ring.

Purple dot on V-Ring indicates LongLife material.

Sizes under .787 (20mm) shaft are brown with no dot.

* Check for availability & pricing

Indicates non-standard compounds for specific applications

V-Ring size listing - (cont.)

SKF stock no.	Shaft diameter d ₁ (Range)	Inside diameter d	Height c	Dimension A	Free width B	Maximum d ₂ =(d ₁ +)	Minimum d ₃ =(d ₁ -)	Fitted width B ₁	Construction	Lip code	Reference metric shaft size
401994	7.680-8.270	7.090	.310	.350	.570	.157	.940	.472±.070	VR1	V	199mm
402000	7.480-8.270	7.090	.590	.560	.980	.394	1.772	.787±.157	VR1	R	200mm
402004	7.480-8.270	7.090	.590	.560	.980	.394	1.772	.787±.157	VR1	V	200mm
401991	7.680-8.270	7.090	.310	.590	.787	.157	.940	.709±.070	VR2	R	199mm
401995	7.680-8.270	7.090	.310	.590	.787	.157	.940	.709±.070	VR2	V	199mm
402002	7.680-8.270	7.170	.260	.240	.410	.197	.787	.315±.059	VR3	R	200mm
402006	7.680-8.270	7.170	.260	.240	.410	.197	.787	.315±.059	VR3	V	200mm
402200	8.270-9.250	7.787	.590	.560	.980	.394	1.772	.787±.157	VR1	R	220mm
402204	8.270-9.250	7.787	.590	.560	.980	.394	1.772	.787±.157	VR1	V	220mm
402202	8.270-9.170	7.787	.260	.240	.410	.197	.787	.315±.059	VR3	R	220mm
402206	8.270-9.170	7.787	.260	.240	.410	.197	.787	.315±.059	VR3	V	220mm
402500	9.250-10.433	8.788	.590	.560	.980	.394	1.772	.787±.157	VR1	R	250mm
402504	9.250-10.433	8.788	.590	.560	.980	.394	1.772	.787±.157	VR1	V	250mm
402502	9.170-10.240	8.788	.260	.240	.410	.197	.787	.315±.059	VR3	R	250mm
402506	9.170-10.240	8.788	.260	.240	.410	.197	.787	.315±.059	VR3	V	250mm
402750	10.433-11.420	9.720	.590	.560	.980	.394	1.772	.787±.157	VR1	R	275mm
402754	10.433-11.420	9.720	.590	.560	.980	.394	1.772	.787±.157	VR1	V	275mm
402752	10.240-11.220	9.720	.260	.240	.410	.197	.787	.315±.059	VR3	R	275mm
402756	10.240-11.220	9.720	.260	.240	.410	.197	.787	.315±.059	VR3	V	275mm
403000	11.420-12.200	10.630	.590	.560	.980	.394	1.772	.787±.157	VR1	R	300mm
403004	11.420-12.200	10.630	.590	.560	.980	.394	1.772	.787±.157	VR1	V	300mm
403002	11.220-12.200	10.630	.260	.240	.410	.197	.787	.315±.059	VR3	R	300mm
403006	11.220-12.200	10.630	.260	.240	.410	.197	.787	.315±.059	VR3	V	300mm
403250	12.200-13.189	11.500	.590	.560	.980	.394	1.772	.787±.157	VR1	R	325mm
403254	12.200-13.189	11.500	.590	.560	.980	.394	1.772	.787±.157	VR1	V	325mm
403252	12.200-13.189	11.500	.260	.240	.410	.197	.787	.315±.059	VR3	R	325mm
403256	12.200-13.189	11.500	.260	.240	.410	.197	.787	.315±.059	VR3	V	325mm
403003	11.811-12.008	11.575	1.181	1.280	2.559	.945	4.528	1.969±.472	VR4	R	300mm
470300*	11.811-12.000	11.580	.787	2.660	3.930	.940	4.528	3.346±.472	VR5	R	300mm
403053	12.008-12.205	11.772	1.181	1.280	2.559	.945	4.528	1.969±.472	VR4	R	305mm
403103	12.205-12.402	11.969	1.181	1.280	2.559	.945	4.528	1.969±.472	VR4	R	310mm
403153	12.402-12.598	12.165	1.181	1.280	2.559	.945	4.528	1.969±.472	VR4	R	315mm
403203	12.598-12.795	12.362	1.181	1.280	2.559	.945	4.528	1.969±.472	VR4	R	320mm
403500	13.189-14.370	12.400	.590	.560	.980	.394	1.772	.787±.157	VR1	R	350mm
403504	13.189-14.370	12.400	.590	.560	.980	.394	1.772	.787±.157	VR1	V	350mm
403502	13.189-14.370	12.400	.260	.240	.410	.197	.787	.315±.059	VR3	R	350mm
403506	13.189-14.370	12.400	.260	.240	.410	.197	.787	.315±.059	VR3	V	350mm
403253	12.795-12.992	12.559	1.181	1.280	2.559	.945	4.528	1.969±.472	VR4	R	325mm
403303	12.992-13.189	12.717	1.181	1.280	2.559	.945	4.528	1.969±.472	VR4	R	330mm
403353	13.189-13.386	12.913	1.181	1.280	2.559	.945	4.528	1.969±.472	VR4	R	335mm
403403	13.386-13.583	13.110	1.181	1.280	2.559	.945	4.528	1.969±.472	VR4	R	340mm
403750	14.370-15.354	13.270	.590	.560	.980	.394	1.772	.787±.157	VR1	R	375mm
403754	14.370-15.354	13.270	.590	.560	.980	.394	1.772	.787±.157	VR1	V	375mm
403752	14.370-15.150	13.270	.260	.240	.410	.197	.787	.315±.059	VR3	R	375mm
403756	14.370-15.150	13.270	.260	.240	.410	.197	.787	.315±.059	VR3	V	375mm

Select the larger V-Ring when the dimension d₁ is on the boundary between two sizes of V-Ring.

Purple dot on V-Ring indicates LongLife material.

Sizes under .787 (20mm) shaft are brown with no dot.

* Check for availability & pricing

Indicates non-standard compounds for specific applications

V-Ring size listing - (cont.)

SKF stock no.	Shaft diameter d_1 (Range)	Inside diameter d	Height c	Dimension A	Free width B	Maximum $d_2 = (d_1 +)$	Minimum $d_3 = (d_1 +)$	Fitted width B_1	Construction	Lip code	Reference metric shaft size
403453	13.583-13.780	13.307	1.181	1.280	2.559	.945	4.528	1.969±.472	VR4	R	345mm
403503	13.780-13.976	13.504	1.181	1.280	2.559	.945	4.528	1.969±.472	VR4	R	350mm
403553	13.976-14.173	13.661	1.181	1.280	2.559	.945	4.528	1.969±.472	VR4	R	355mm
403603	14.173-14.370	13.788	1.181	1.280	2.559	.945	4.528	1.969±.472	VR4	R	360mm
403653	14.370-14.567	14.055	1.181	1.280	2.559	.945	4.528	1.969±.472	VR4	R	365mm
404000	15.354-16.930	14.170	.590	.560	.980	.394	1.772	.787±.157	VR1	R	400mm
404004	15.354-16.930	14.170	.590	.560	.980	.394	1.772	.787±.157	VR1	V	400mm
404002	15.150-16.730	14.170	.260	.240	.410	.197	.787	.315±.059	VR3	R	400mm
404006	15.150-16.930	14.170	.260	.240	.410	.197	.787	.315±.059	VR3	V	400mm
403703	14.567-14.764	14.252	1.181	1.280	2.559	.945	4.528	1.969±.472	VR4	R	370mm
403753	14.764-14.961	14.449	1.181	1.280	2.559	.945	4.528	1.969±.472	VR4	R	375mm
403803	14.961-15.157	14.606	1.181	1.280	2.559	.945	4.528	1.969±.472	VR4	R	380mm
470380*	14.961-15.157	14.610	.787	2.660	3.940	.940	4.528	3.346±.472	VR5	R	380mm
470385*	15.354-19.685	14.787	.787	2.660	3.940	.940	4.528	3.346±.472	VR5	R	385mm
403853	15.157-15.354	14.787	1.181	1.280	2.559	.945	4.528	1.969±.472	VR4	R	385mm
403903	15.354-15.551	15.000	1.181	1.280	2.559	.945	4.528	1.969±.472	VR4	R	390mm
404252*	16.142-17.322	15.040	.260	.240	.410	.200	.787	.315±.059	VR3	R	425mm
403953	15.551-15.748	15.197	1.181	1.280	2.559	.945	4.528	1.969±.472	VR4	R	395mm
404003	15.748-15.945	15.394	1.181	1.280	2.559	.945	4.528	1.969±.472	VR4	R	400mm
404053	15.945-16.142	15.591	1.181	1.280	2.559	.945	4.528	1.969±.472	VR4	R	405mm
404103	16.142-16.339	15.787	1.181	1.280	2.559	.945	4.528	1.969±.472	VR4	R	410mm
404500	16.930-18.898	15.940	.590	.560	.980	.394	1.772	.787±.157	VR1	R	450mm
404504	16.930-18.898	15.940	.590	.560	.980	.394	1.772	.787±.157	VR1	V	450mm
404502	16.730-18.700	15.940	.260	.240	.410	.197	.787	.315±.059	VR3	R	450mm
404506	16.730-18.700	15.940	.260	.240	.410	.197	.787	.315±.059	VR3	V	450mm
404153	16.339-16.535	15.945	1.181	1.280	2.559	.945	4.528	1.969±.472	VR4	R	415mm
404203	16.535-16.732	16.142	1.181	1.280	2.559	.945	4.528	1.969±.472	VR4	R	420mm
404253	16.732-16.929	16.339	1.181	1.280	2.559	.945	4.528	1.969±.472	VR4	R	425mm
404303	16.929-17.126	16.535	1.181	1.280	2.559	.945	4.528	1.969±.472	VR4	R	430mm
404353	17.126-17.323	16.732	1.181	1.280	2.559	.945	4.528	1.969±.472	VR4	R	435mm
404403	17.323-17.520	16.788	1.181	1.280	2.559	.945	4.528	1.969±.472	VR4	R	440mm
404453*	17.520-17.717	17.087	1.181	1.280	2.559	.945	4.528	1.969±.472	VR4	R	445mm
404503	17.717-17.913	17.283	1.181	1.280	2.559	.945	4.528	1.969±.472	VR4	R	450mm
404553	17.913-18.110	17.480	1.181	1.280	2.559	.945	4.528	1.969±.472	VR4	R	455mm
404603	18.110-18.307	17.638	1.181	1.280	2.559	.945	4.528	1.969±.472	VR4	R	460mm
405000	18.898-20.866	17.720	.590	.560	.980	.394	1.772	.787±.157	VR1	R	500mm
405004	18.898-20.866	17.720	.590	.560	.980	.394	1.772	.787±.157	VR1	V	500mm
405002	18.898-20.866	17.720	.260	.240	.410	.197	.787	.315±.059	VR3	R	500mm
405006	18.700-20.080	17.720	.260	.240	.410	.197	.790	.315±.059	VR3	R	500mm
404653	18.307-18.504	17.787	1.181	1.280	2.559	.945	4.528	1.969±.472	VR4	R	465mm
404703	18.504-18.701	18.031	1.181	1.280	2.559	.945	4.528	1.969±.472	VR4	R	470mm
404753*	18.701-18.898	18.228	1.181	1.280	2.559	.945	4.528	1.969±.472	VR4	R	475mm
404757*	18.701-18.898	18.228	1.181	1.280	2.559	.945	4.528	1.969±.472	VR4	V	475mm
404803	18.898-19.094	18.425	1.181	1.280	2.559	.945	4.528	1.969±.472	VR4	R	480mm
404807*	18.898-19.094	18.425	1.181	1.280	2.559	.945	4.528	1.969±.472	VR4	V	480mm

Select the larger V-Ring when the dimension d_1 is on the boundary between two sizes of V-Ring.

Purple dot on V-Ring indicates LongLife material.

Sizes under .787 (20mm) shaft are brown with no dot.

* Check for availability & pricing

Indicates non-standard compounds for specific applications

V-Ring size listing - (cont.)

SKF stock no.	Shaft diameter d ₁ (Range)	Inside diameter d	Height c	Dimension A	Free width B	Maximum d ₂ =(d ₁ +)	Minimum d ₃ =(d ₁ -)	Fitted width B ₁	Construction	Lip code	Reference metric shaft size
405252	20.080-21.260	18.580	.260	.240	.410	.197	.787	.315±.059	VR3	R	525mm
404853	19.094-19.291	18.622	1.181	1.280	2.559	.945	4.528	1.969±.472	VR4	R	485mm
404857*	19.094-19.291	18.622	1.181	1.280	2.559	.945	4.528	1.969±.472	VR4	V	485mm
404903	19.291-19.488	18.787	1.181	1.280	2.559	.945	4.528	1.969±.472	VR4	R	490mm
404953	19.488-19.685	19.016	1.181	1.280	2.559	.945	4.528	1.969±.472	VR4	R	495mm
405003	19.685-19.881	19.213	1.181	1.280	2.559	.945	4.528	1.969±.472	VR4	R	500mm
405007*	19.881-20.079	19.409	1.181	1.280	2.559	.945	4.528	1.969±.472	VR4	V	505mm
405053	19.881-20.079	19.409	1.181	1.280	2.559	.945	4.528	1.969±.472	VR4	R	505mm
405500	20.866-22.835	19.490	.590	.560	.980	.394	1.772	.787±.157	VR1	R	550mm
405504	20.866-22.835	19.490	.590	.560	.980	.394	1.772	.787±.157	VR1	V	550mm
405502	20-870-22.835	19.490	.260	.240	.410	.197	.787	.315±.059	VR3	R	550mm
405506*	21.560-22.638	19.490	.260	.240	.410	.197	.787	.315±.059	VR3	V	550mm
405103	20.079-20.276	19.567	1.181	1.280	2.559	.945	4.528	1.969±.472	VR4	R	510mm
405153	20.276-20.472	19.764	1.181	1.280	2.559	.945	4.528	1.969±.472	VR4	R	515mm
405203	20.472-20.669	19.961	1.181	1.280	2.559	.945	4.528	1.969±.472	VR4	R	520mm
405253	20.669-20.866	20.157	1.181	1.280	2.559	.945	4.528	1.969±.472	VR4	R	525mm
405303	20.866-21.063	20.354	1.181	1.280	2.559	.945	4.528	1.969±.472	VR4	R	530mm
405353	21.063-21.260	20.512	1.181	1.280	2.559	.945	4.528	1.969±.472	VR4	R	535mm
405403	21.260-21.457	20.709	1.181	1.280	2.559	.945	4.528	1.969±.472	VR4	R	540mm
405453	21.457-21.654	20.906	1.181	1.280	2.559	.945	4.528	1.969±.472	VR4	R	545mm
405503	21.654-21.850	21.102	1.181	1.280	2.559	.945	4.528	1.969±.472	VR4	R	550mm
406000	22.835-24.803	21.260	.590	.560	.980	.394	1.772	.787±.157	VR1	R	600mm
406004	22.835-24.803	21.260	.590	.560	.980	.394	1.772	.787±.157	VR1	V	600mm
406002	22.835-24.803	21.260	.260	.240	.410	.197	.787	.315±.059	VR3	R	600mm
406006*	22.638-24.606	21.260	.260	.240	.410	.197	.787	.315±.059	VR3	V	600mm
405553	21.850-22.047	21.299	1.181	1.280	2.559	.945	4.528	1.969±.472	VR4	R	555mm
405603	22.047-22.244	21.496	1.181	1.280	2.559	.945	4.528	1.969±.472	VR4	R	560mm
405607*	22.047-22.244	21.496	1.181	1.280	2.559	.945	4.528	1.969±.472	VR4	V	560mm
405653	22.244-22.441	21.654	1.181	1.280	2.559	.945	4.528	1.969±.472	VR4	R	565mm
405703	22.441-22.638	21.850	1.181	1.280	2.559	.945	4.528	1.969±.472	VR4	R	570mm
405753	22.638-22.835	22.047	1.181	1.280	2.559	.945	4.528	1.969±.472	VR4	R	575mm
405757*	22.638-22.835	22.047	1.181	1.280	2.559	.945	4.528	1.969±.472	VR4	V	575mm
405803	22.835-23.031	22.244	1.181	1.280	2.559	.945	4.528	1.969±.472	VR4	R	580mm
405853	23.031-23.228	22.441	1.181	1.280	2.559	.945	4.528	1.969±.472	VR4	R	585mm
405903	23.228-23.622	22.638	1.181	1.280	2.559	.945	4.528	1.969±.472	VR4	R	590mm
406003	23.622-24.016	22.913	1.181	1.280	2.559	.945	4.528	1.969±.472	VR4	R	600mm
406103	24.016-24.409	23.307	1.181	1.280	2.559	.945	4.528	1.969±.472	VR4	R	610mm
406500	24.803-26.180	23.620	.590	.560	.980	.394	1.772	.787±.157	VR1	R	650mm
406504*	24.787-26.187	23.620	.590	.560	.980	.394	1.772	.787±.157	VR1	V	650mm
406203	24.409-24.803	23.701	1.181	1.280	2.559	.945	4.528	1.969±.472	VR4	R	620mm
406303	24.803-25.197	24.094	1.181	1.280	2.559	.945	4.528	1.969±.472	VR4	R	630mm
406403	25.197-25.591	24.449	1.181	1.280	2.559	.945	4.528	1.969±.472	VR4	R	640mm
407000	26.180-27.760	24.787	.590	.560	.980	.394	1.772	.787±.157	VR1	R	700mm
407004*	26.180-27.760	24.787	.590	.560	.980	.394	1.772	.787±.157	VR1	V	700mm
406503	25.591-25.984	24.787	1.181	1.280	2.559	.945	4.528	1.969±.472	VR4	R	650mm

Select the larger V-Ring when the dimension d₁ is on the boundary between two sizes of V-Ring.

Purple dot on V-Ring indicates LongLife material.

Sizes under .787 (20mm) shaft are brown with no dot.

* Check for availability & pricing

Indicates non-standard compounds for specific applications

V-Ring size listing - (cont.)

SKF stock no.	Shaft diameter d_1 (Range)	Inside diameter d	Height c	Dimension A	Free width B	Maximum $d_2 = (d_1 +)$	Minimum $d_3 = (d_1 +)$	Fitted width B_1	Construction	Lip code	Reference metric shaft size
406507*	25.591-25.984	24.787	1.181	1.280	2.559	.945	4.528	1.969±.472	VR4	V	650mm
406603*	25.984-26.378	25.197	1.181	1.280	2.559	.945	4.528	1.969±.472	VR4	R	660mm
406703*	26.378-26.772	25.591	1.181	1.280	2.559	.945	4.528	1.969±.472	VR4	R	670mm
406803*	26.772-27.165	25.984	1.181	1.280	2.559	.945	4.528	1.969±.472	VR4	R	680mm
406903	27.165-27.559	26.378	1.181	1.280	2.559	.945	4.528	1.969±.472	VR4	R	690mm
406907*	27.165-27.559	26.378	1.181	1.280	2.559	.945	4.528	1.969±.472	VR4	V	690mm
407250	27.760-29.330	26.380	.590	.560	.980	.394	1.772	.787±.157	VR1	R	725mm
407003	27.559-27.953	26.772	1.181	1.280	2.559	.945	4.528	1.969±.472	VR4	R	700mm
407103*	27.953-28.346	27.126	1.181	1.280	2.559	.945	4.528	1.969±.472	VR4	R	710mm
407203*	28.346-28.740	27.520	1.181	1.280	2.559	.945	4.528	1.969±.472	VR4	R	720mm
407500	29.330-30.910	27.760	.590	.560	.980	.394	1.772	.787±.157	VR1	R	750mm
407504*	29.330-30.900	27.760	.590	.560	.980	.394	1.772	.787±.157	VR1	V	750mm
407303	28.740-29.134	27.913	1.181	1.280	2.559	.945	4.528	1.969±.472	VR4	R	730mm
407307*	28.740-29.134	27.913	1.181	1.280	2.559	.945	4.528	1.969±.472	VR4	V	730mm
407403	29.134-29.528	28.268	1.181	1.280	2.559	.945	4.528	1.969±.472	VR4	R	740mm
407503	29.528-29.843	28.661	1.181	1.280	2.559	.945	4.528	1.969±.472	VR4	R	750mm
407603	29.843-30.157	28.937	1.181	1.280	2.559	.945	4.528	1.969±.472	VR4	R	760mm
407703	30.157-30.472	29.252	1.181	1.280	2.559	.945	4.528	1.969±.472	VR4	R	770mm
408000	30.910-32.680	29.330	.590	.560	.980	.394	1.772	.787±.157	VR1	R	800mm
408004*	30.900-32.680	29.330	.590	.560	.980	.394	1.772	.787±.157	VR1	V	800mm
407502*	29.134-30.512	29.530	.260	.240	.410	.197	.787	.315±.059	VR3	R	750mm
407803	30.472-30.827	29.567	1.181	1.280	2.559	.945	4.528	1.969±.472	VR4	R	780mm
407903	30.827-31.181	29.788	1.181	1.280	2.559	.945	4.528	1.969±.472	VR4	R	790mm
408003	31.181-31.535	30.236	1.181	1.280	2.559	.945	4.528	1.969±.472	VR4	R	800mm
408103	31.535-31.889	30.591	1.181	1.280	2.559	.945	4.528	1.969±.472	VR4	R	810mm
408500	32.680-34.450	30.910	.590	.560	.980	.400	1.772	.787±.157	VR1	R	850mm
408203	31.889-32.323	30.945	1.181	1.280	2.559	.945	4.528	1.969±.472	VR4	R	820mm
408303	32.323-32.717	31.339	1.181	1.280	2.559	.945	4.528	1.969±.472	VR4	R	830mm
408403	32.717-33.110	31.693	1.181	1.280	2.559	.945	4.528	1.969±.472	VR4	R	840mm
408503	33.110-33.504	32.047	1.181	1.280	2.559	.945	4.528	1.969±.472	VR4	R	850mm
408603	33.504-33.898	32.441	1.181	1.280	2.559	.945	4.528	1.969±.472	VR4	R	860mm
409000	34.450-36.220	32.480	.590	.560	.980	.394	1.772	.787±.157	VR1	R	900mm
409004*	34.450-36.220	32.480	.590	.560	.980	.394	1.772	.787±.157	VR1	V	900mm
409002*	34.449-36.417	32.480	.260	.240	.410	.197	.787	.315±.059	VR3	R	900mm
408703*	33.898-34.291	32.795	1.181	1.280	2.559	.945	4.528	1.969±.472	VR4	R	870mm
408803	34.291-34.724	33.189	1.181	1.280	2.559	.945	4.528	1.969±.472	VR4	R	880mm
408807*	34.291-34.724	33.189	1.181	1.280	2.559	.945	4.528	1.969±.472	VR4	V	880mm
408903	34.724-35.118	33.583	1.181	1.280	2.559	.945	4.528	1.969±.472	VR4	R	890mm
408907*	34.724-35.118	33.583	1.181	1.280	2.559	.945	4.528	1.969±.472	VR4	V	890mm
409500	36.220-37.990	34.060	.590	.560	.980	.394	1.772	.787±.157	VR1	R	950mm
409504*	36.220-37.992	34.060	.590	.560	.980	.394	1.772	.787±.157	VR1	V	950mm
470900*	35.118-35.905	34.290	.787	2.660	3.940	.940	4.528	3.346±.472	VR5	R	900mm
409003	35.315-36.102	34.291	1.181	1.280	2.559	.945	4.528	1.969±.472	VR4	R	900mm
409203	35.906-36.299	34.646	1.181	1.280	2.559	.945	4.528	1.969±.472	VR4	R	920mm
409303	36.299-36.732	35.039	1.181	1.280	2.559	.945	4.528	1.969±.472	VR4	R	930mm

Select the larger V-Ring when the dimension d_1 is on the boundary between two sizes of V-Ring.

Purple dot on V-Ring indicates LongLife material.

Sizes under .787 (20mm) shaft are brown with no dot.

* Check for availability & pricing

Indicates non-standard compounds for specific applications

V-Ring size listing - (cont.)

SKF stock no.	Shaft diameter d ₁ (Range)	Inside diameter d	Height c	Dimension A	Free width B	Maximum d ₂ =(d ₁ +)	Minimum d ₃ =(d ₁ +)	Fitted width B ₁	Construction	Lip code	Reference metric shaft size
470940*	36.730-31.170	35.430	.787	2.660	3.940	.940	4.528	3.346±.472	VR5	R	940mm
409403	36.732-37.165	35.433	1.181	1.280	2.559	.945	4.528	1.969±.472	VR4	R	940mm
410000	37.990-39.960	35.787	.590	.560	.980	.394	1.772	.787±.157	VR1	R	1000mm
410004*	37.990-39.960	35.787	.590	.560	.980	.394	1.772	.787±.157	VR1	V	1000mm
409503	37.165-37.598	35.788	1.181	1.280	2.559	.945	4.528	1.969±.472	VR4	R	950mm
409603	37.598-38.031	36.260	1.181	1.280	2.559	.945	4.528	1.969±.472	VR4	R	960mm
409703	38.031-38.465	36.693	1.181	1.280	2.559	.945	4.528	1.969±.472	VR4	R	970mm
409808	38.465-38.898	37.087	1.181	1.280	2.559	.945	4.528	1.969±.472	VR4	R	980mm
409903	38.898-39.331	37.520	1.181	1.280	2.559	.945	4.528	1.969±.472	VR4	R	990mm
410500	39.960-41.930	37.600	.590	.560	.980	.394	1.772	.787±.157	VR1	R	1050mm
410003	39.331-39.764	37.913	1.181	1.280	2.559	.945	4.528	1.969±.472	VR4	R	1000mm
410203	39.764-40.354	38.307	1.181	1.280	2.559	.945	4.528	1.969±.472	VR4	R	1020mm
410403	40.354-41.142	38.976	1.181	1.280	2.559	.945	4.528	1.969±.472	VR4	R	1040mm
410503	40.748-41.535	39.340	1.181	1.280	2.559	.945	4.528	1.969±.472	VR4	R	1050mm
411000	41.930-43.898	39.370	.590	.560	.980	.394	1.772	.787±.157	VR1	R	1100mm
410603	41.142-41.929	40.433	1.181	1.280	2.559	.945	4.528	1.969±.472	VR4	R	1060mm
411500	43.898-45.866	41.140	.590	.560	.980	.394	1.772	.787±.157	VR1	R	1150mm
411502*	44.290-46.260	41.140	.260	.240	.410	.200	.787	.315±.059	VR3	R	1150mm
410803*	41.929-42.717	41.142	1.181	1.280	2.559	.945	4.528	1.969±.472	VR4	R	1080mm
411003	42.717-43.504	41.929	1.181	1.280	2.559	.945	4.528	1.969±.472	VR4	R	1100mm
411203*	43.504-44.291	41.929	1.181	1.280	2.559	.945	4.528	1.969±.472	VR4	R	1120mm
411403	44.291-45.079	42.677	1.181	1.280	2.559	.945	4.528	1.969±.472	VR4	R	1140mm
471140*	44.291-45.079	42.680	.787	2.660	3.940	.940	4.528	3.346±.472	VR5	R	1140mm
412000	45.866-47.835	42.910	.590	.560	.980	.394	1.772	.787±.157	VR1	R	1200mm
412004*	45.866-47.835	42.910	.590	.560	.980	.394	1.772	.787±.157	VR1	V	1200mm
412002*	46.259-48.238	42.910	.260	.240	.410	.197	.787	.315±.059	VR3	R	1200mm
411503	44.685-45.472	43.060	1.181	1.280	2.559	.945	4.528	1.969±.472	VR4	R	1150mm
411603	45.079-45.866	43.425	1.181	1.280	2.559	.945	4.528	1.969±.472	VR4	R	1160mm
411803	45.866-46.654	44.134	1.181	1.280	2.559	.945	4.528	1.969±.472	VR4	R	1180mm
412500	47.835-50.000	44.690	.590	.560	.980	.394	1.772	.787±.157	VR1	R	1250mm
412504*	47.835-50.000	44.690	.590	.560	.980	.394	1.772	.787±.157	VR1	V	1250mm
412003	46.654-47.441	44.787	1.181	1.280	2.559	.945	4.528	1.969±.472	VR4	R	1200mm
412203	47.441-48.228	45.551	1.181	1.280	2.559	.945	4.528	1.969±.472	VR4	R	1220mm
412403*	48.228-49.016	46.299	1.181	1.280	2.559	.945	4.528	1.969±.472	VR4	R	1240mm
413000	50.000-51.970	46.460	.590	.560	.980	.394	1.772	.787±.157	VR1	R	1300mm
412503	48.622-49.409	46.680	1.181	1.280	2.559	.945	4.528	1.969±.472	VR4	R	1250mm
412603	49.016-50.000	47.047	1.181	1.280	2.559	.945	4.528	1.969±.472	VR4	R	1260mm
412803*	50.000-50.984	47.953	1.181	1.280	2.559	.945	4.528	1.969±.472	VR4	R	1280mm
413500	51.970-53.940	48.230	.590	.560	.980	.394	1.772	.787±.157	VR1	R	1350mm
413502*	52.165-54.134	48.230	.260	.240	.410	.197	.787	.315±.059	VR3	R	1350mm
413003	50.984-51.772	48.787	1.181	1.280	2.559	.945	4.528	1.969±.472	VR4	R	1300mm
413253*	51.772-52.756	49.567	1.181	1.280	2.559	.945	4.528	1.969±.472	VR4	R	1325mm
414000	53.940-55.910	50.000	.590	.560	.980	.394	1.772	.787±.157	VR1	R	1400mm
414006*	54.130-56.102	50.000	.260	.240	.410	.197	.787	.315±.059	VR3	V	1400mm
413503	52.756-53.740	50.433	1.181	1.280	2.559	.945	4.528	1.969±.472	VR4	R	1350mm

Select the larger V-Ring when the dimension d₁ is on the boundary between two sizes of V-Ring.

Purple dot on V-Ring indicates LongLife material.

Sizes under .787 (20mm) shaft are brown with no dot.

* Check for availability & pricing

Indicates non-standard compounds for specific applications

V-Ring size listing - (cont.)

SKF stock no.	Shaft diameter d_1 (Range)	Inside diameter d	Height c	Dimension A	Free width B	Maximum $d_2 = (d_1 +)$	Minimum $d_3 = (d_1 +)$	Fitted width B_1	Construction	Lip code	Reference metric shaft size
413753	53.740-54.724	51.378	1.181	1.280	2.559	.945	4.528	1.969±.472	VR4	R	1375mm
414500	55.910-57.874	51.772	.590	.560	.980	.394	1.772	.787±.157	VR1	R	1450mm
414504*	55.190-57.874	51.772	.590	.560	.980	.394	1.772	.787±.157	VR1	V	1450mm
414003	54.724-55.709	52.283	1.181	1.280	2.559	.945	4.528	1.969±.472	VR4	R	1400mm
414253	55.709-56.693	53.150	1.181	1.280	2.559	.945	4.528	1.969±.472	VR4	R	1425mm
415000	57.874-59.843	53.540	.590	.560	.980	.394	1.772	.787±.157	VR1	R	1500mm
414503	56.693-57.677	54.094	1.181	1.280	2.559	.945	4.528	1.969±.472	VR4	R	1450mm
414753	57.677-58.661	55.000	1.181	1.280	2.559	.945	4.528	1.969±.472	VR4	R	1475mm
415500	59.843-61.811	55.320	.590	.560	.980	.394	1.772	.787±.157	VR1	R	1550mm
415003	58.661-59.646	55.788	1.181	1.280	2.559	.945	4.528	1.969±.472	VR4	R	1500mm
415253	59.646-60.630	56.787	1.181	1.280	2.559	.945	4.528	1.969±.472	VR4	R	1525mm
416000	61.811-63.780	57.090	.590	.560	.980	.394	1.772	.787±.157	VR1	R	1600mm
415503	60.630-61.811	57.756	1.181	1.280	2.559	.945	4.528	1.969±.472	VR4	R	1550mm
415753	61.811-62.992	58.788	1.181	1.280	2.559	.945	4.528	1.969±.472	VR4	R	1575mm
416500	63.780-65.748	58.788	.590	.560	.980	.394	1.772	.787±.157	VR1	R	1650mm
416003	62.992-64.567	60.000	1.181	1.280	2.559	.945	4.528	1.969±.472	VR4	R	1600mm
417000	65.748-67.720	60.630	.590	.560	.980	.394	1.772	.787±.157	VR1	R	1700mm
416503	64.567-66.142	61.378	1.181	1.280	2.559	.945	4.528	1.969±.472	VR4	R	1650mm
417500	67.720-69.690	62.400	.590	.560	.980	.394	1.772	.787±.157	VR1	R	1750mm
417003	66.142-67.717	62.787	1.181	1.280	2.559	.945	4.528	1.969±.472	VR4	R	1700mm
418000	69.690-71.560	64.170	.590	.560	.980	.394	1.772	.787±.157	VR1	R	1800mm
418006*	69.882-71.850	64.170	.260	.240	.410	.197	.787	.315±.059	VR3	V	1800mm
417503	67.717-69.488	64.252	1.181	1.280	2.559	.945	4.528	1.969±.472	VR4	R	1750mm
418003	69.488-71.260	65.787	1.181	1.280	2.559	.945	4.528	1.969±.472	VR4	R	1800mm
418500	71.650-73.620	65.950	.590	.560	.980	.394	1.772	.787±.157	VR1	R	1850mm
418503	71.260-73.031	67.480	1.181	1.280	2.559	.945	4.528	1.969±.472	VR4	R	1850mm
419000	73.620-75.590	67.720	.590	.560	.980	.394	1.772	.787±.157	VR1	R	1900mm
419003	73.031-75.000	69.016	1.181	1.280	2.559	.945	4.528	1.969±.472	VR4	R	1900mm
419500	75.590-77.560	69.490	.590	.560	.980	.394	1.772	.787±.157	VR1	R	1950mm
419503	75.000-76.969	70.630	1.181	1.280	2.559	.945	4.528	1.969±.472	VR4	R	1950mm
419990	77.560-79.530	71.260	.590	.560	.980	.394	1.772	.787±.157	VR1	R	2000mm
421000*	79.530-83.460	72.240	.590	.560	.980	.395	1.772	.787±.157	VR1	R	2100mm
419993	76.969-79.134	72.598	1.181	1.280	2.559	.945	4.528	1.969±.472	VR4	R	2000mm
420503	79.134-81.496	74.567	1.181	1.280	2.559	.945	4.528	1.969±.472	VR4	R	2050mm
421503*	83.646-86.417	78.661	1.181	1.280	2.559	.945	4.528	1.969±.472	VR4	R	2150mm
472201*	86.417-89.209	80.910	.787	2.660	3.940	.940	4.528	3.346±.472	VR5	R	2200mm
425000*	97.358-99.543	86.020	.590	.560	.980	.400	1.772	.787±.157	VR1	R	2500mm
425003*	96.063-100.000	89.567	1.181	1.280	2.559	.945	4.528	1.969±.472	VR4	R	2500mm
432503*	126.260-129.670	113.740	1.180	1.280	2.560	.940	4.528	1.969±.472	VR4	R	3250mm
433003*	127.953-131.889	115.394	1.181	1.280	2.559	.945	4.528	1.969±.472	VR4	R	3300mm

Select the larger V-Ring when the dimension d_1 is on the boundary between two sizes of V-Ring.

Purple dot on V-Ring indicates LongLife material.

Sizes under .787 (20mm) shaft are brown with no dot.

* Check for availability & pricing

Indicates non-standard compounds for specific applications

Pressure seals size listing

Bore dia.	Seal O.D.	Width of seal	Stock no.	Type and style	Lip code	Bore dia.	Seal O.D.	Width of seal	Stock no.	Type and style	Lip code
.313 SHAFT						.875 SHAFT (Cont.)					
.686	.690	.313	▲3094	CRWA5	R	1.497	1.501	.313	▲8694	† CRWA5	V
.749	.753	.250	▲3101	CRWA5	R	W/STAINLESS STEEL SPRING					
.749	.753	.250	3103	CRWA5	V	.984 SHAFT					
.999	1.003	.313	▲3171	CRWA5	R	1.596	1.600	.250	▲9700	† CRWA5	R
.375 SHAFT						1.752	1.756	.313	▲9805	† CRWA5	V
.749	.753	.250	3689	CRW5	R	W/SS CASE & SPRING					
W/SS CASE & SPRING						1.000 SHAFT					
1.124	1.128	.375	3807	† CRW5	V						
.500 SHAFT								.313	99100	SSLEEVE	
		.250	99050	SSLEEVE		1.375	1.379	.250	▲9814	† CRWA5	R
.500	.875	.313	4941	† CRWA5	V	1.499	1.503	.250	▲9843	† CRWA5	R
.875	.879	.313	4940	† CRWA5	R	1.499	1.503	.250	9855	CRW5	R
.999	1.003	.250	4991	† CRWA5	V	W/SS CASE & SPRING					
W/STAINLESS STEEL SPRING						1.499	1.503	.250	9858	† CRWA5	V
.999	1.003	.313	4996	† CRWA5	R	1.500	1.505	.250	9863	† CRWA5	R
1.124	1.128	.250	5069	† CRWA5	R	1.752	1.756	.313	9967	† CRWA5	R
1.124	1.128	.250	5072	† CRWA5	V	2.000	2.004	.313	10131	† CRWA5	R
.625 SHAFT						1.125 SHAFT					
		.313	99062	SSLEEVE				.313	99112	SSLEEVE	
.999	1.003	.250	6151	† CRWA5	R			.375	99116	SSLEEVE	
1.124	1.128	.250	6191	† CRW5	R	1.626	1.630	.250	11139	† CRWA5	V
1.124	1.128	.374	6231	† CRWA5	V	1.250 SHAFT					
1.124	1.128	.375	6184	† CRWHA5	R			.313	99125	SSLEEVE	
W/SS CASE & SPRING						1.687	1.691	.313	12333	† CRWA5	R
1.124	1.128	.375	▲6229	† CRWA5	R	1.750	1.754	.250	12339	† CRWA5	V
1.126	1.130	.250	▲6232	† CRW5	R	1.750	1.754	.250	▲12360	† CRWA5	R
W/SS CASE & SPRING						1.997	2.003	.438	▲12438	† CRWA5	V
1.250	1.254	.313	▲6280	CRWA5	R	W/STAINLESS STEEL SPRING					
W/SS CASE & SPRING						2.328	2.332	.500	12609	† CRWA5	R
1.250	1.254	.313	6285	CRWA5	V	W/STAINLESS STEEL SPRING					
W/SS CASE & SPRING						2.502	2.506	.500	12640	† CRWA5	R
1.375	1.379	.250	6371	† CRW5	P	W/STAINLESS STEEL SPRING					
1.375	1.379	.375	6388	† CRWA5	R	1.438 SHAFT					
W/SS CASE & SPRING								.563	99143	SSLEEVE	
1.500	1.504	.313	6393	† CRW5	V			.375	99144	SSLEEVE	
W/STAINLESS STEEL SPRING						1.875	1.881	.250	▲14208	† CRWAR5	V
.750 SHAFT						W/STAINLESS STEEL SPRING					
		.313	99076	SSLEEVE		2.003	2.007	.313	▲14211	CRWAR5	V
1.250	1.254	.250	7434	† CRWA5	R	W/STAINLESS STEEL SPRING					
1.250	1.254	.375	▲7449	† CRWA5	R	2.003	2.007	.313	14384	CRWAR5	R
1.375	1.379	.250	7509	† CRWA5	V	1.500 SHAFT					
.875 SHAFT								.563	99149	SSLEEVE	
		.313	99087	SSLEEVE				.375	99150	SSLEEVE	
1.250	1.254	.250	8634	† CRWA5	V	1.997	2.003	.250	▲14844	† CRWA5	V
1.375	1.379	.250	▲8660	† CRWA5	R	W/STAINLESS STEEL SPRING					
1.375	1.379	.250	8665	† CRWA5	V	2.064	2.068	.375	14868	CRWA5	V
						W/STAINLESS STEEL SPRING					

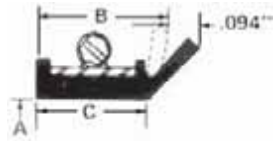
★ Contact manufacturer for availability
Bold numbers are preferred designs

† Includes Bore-Tite on O.D.
 ▲ WasteWatcher numbers

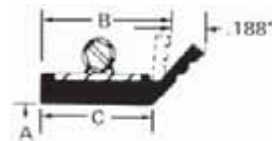
Pressure seals size listing - (cont.)

Bore dia.	Seal O.D.	Width of seal	Stock no.	Type and style	Lip code	Bore dia.	Seal O.D.	Width of seal	Stock no.	Type and style	Lip code
1.500 SHAFT (Cont.)											
2.311	2.315	.500	14979	CRWA5	V						
				W/STAINLESS STEEL SPRING							
2.328	2.332	.500	14977	+ CRWA5	R						
				W/STAINLESS STEEL SPRING							
1.625 SHAFT											
		.313	99161	SSLEEVE							
		.563	99162	SSLEEVE							
2.125	2.131	.250	16045	+ CRWA5	V						
				W/STAINLESS STEEL SPRING							
1.750 SHAFT											
		.375	99172	SSLEEVE							
		.563	99174	SSLEEVE							
		.750	99175	SSLEEVE							
		.531	99180	SSLEEVE							
2.502	2.506	.500	17374	+ CRWA5	R						
				W/STAINLESS STEEL SPRING							
1.938 SHAFT											
		.563	99193	SSLEEVE							
2.675	2.679	.250	19213	+ CRWA5	R						
2.835	2.839	.250	19278	+ CRWA5	R						
2.500 SHAFT											
		.500	99248	SSLEEVE							
		.781	99250	SSLEEVE							
		.555	99253	SSLEEVE							
3.251	3.256	.350	24892	+ CRWA5	R						
				W/SS CASE & SPRING W/GROUND O.D.							

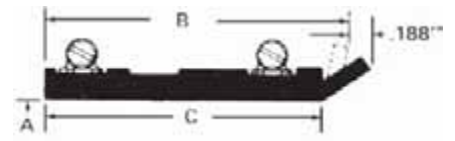
Axial clamp size listing



Style 1



Style 3



Style 4

Shoulder dia. A	Oper. WD. B	Shoulder width C	Style no.	Part no.	Shoulder dia. A	Oper. WD. B	Shoulder width C	Style no.	Part no.
6.000	0.875	0.687	*3	596161	14.000	1.375	0.938	*1	593037
6.250	1.437	1.000	1	595079	14.000	1.500	1.063	*1	530733
6.625	1.125	0.688	*1	529489	14.961	1.500	1.063	*1	593171
6.625	1.125	0.688	1	594334	15.000	1.125	0.688	1	594025
7.000	1.500	1.063	*1	594648	15.250	1.125	0.688	*1	594954
7.000	1.500	1.063	1	523586	15.250	1.125	0.688	1	594250
7.086	0.876	0.688	*3	595109	15.313	0.875	0.688	*3	593526
7.283	1.181	0.984	*1	593637	15.313	0.938	0.750	*3	594653
8.000	0.875	0.688	*3	528035	15.313	0.938	0.750	3	524383
8.000	0.875	0.688	3	528745	15.313	0.875	0.688	3	524382
8.250	1.125	0.688	*1	527820	15.354	1.000	0.813	3	594190
8.500	1.000	0.813	*3	594343	15.500	0.875	0.688	3	594432
8.625	1.125	0.688	*1	529490	16.000	0.875	0.688	*3	529760
8.875	0.875	0.688	*3	530096	16.142	0.938	0.500	*1	595110
8.875	0.875	0.688	3	524375	16.250	1.250	0.813	1	595322
8.938	1.125	0.688	1	531635	16.250	3.500	3.063	4	592934
9.000	1.125	0.688	*1	527819	16.313	0.875	0.688	3	524386
9.000	1.125	0.688	1	524204	16.750	1.313	0.875	1	524815
9.016	1.150	0.713	1	528631	16.750	1.250	0.813	1	523826
9.449	1.125	0.938	*3	595464	16.813	1.000	0.813	*3	594681
9.449	1.125	0.938	3	594780	17.000	1.500	1.063	1	528535
9.500	1.500	1.063	*1	595604	17.000	1.000	0.813	3	524360
9.500	1.125	0.688	1	595613	17.313	0.875	0.688	3	524388
10.000	1.125	0.688	*1	527806	17.500	1.375	0.938	*1	525737
10.000	1.125	0.688	1	524205	17.500	1.375	0.938	1	523547
10.000	1.000	0.813	3	528780	17.500	1.250	0.813	1	522679
10.188	0.875	0.688	3	524434	17.688	0.938	0.750	*3	594654
10.438	1.500	1.063	1	596110	17.688	3.750	3.313	*4	528070
10.750	1.125	0.688	*1	594369	17.688	0.938	0.750	3	524389
11.000	1.250	0.813	1	524928	18.500	1.250	0.813	1	526192
11.000	1.125	0.688	1	524206	18.500	1.125	0.688	1	525708
11.750	1.125	0.688	*1	593629	18.750	1.250	0.813	*1	595637
11.811	0.945	0.757	*3	594814	18.875	0.938	0.750	*3	595943
11.811	0.945	0.757	3	594734	19.500	1.125	0.688	1	594181
11.968	0.875	0.688	*3	528036	20.000	1.250	0.813	1	524587
12.000	0.875	0.688	3	524380	20.313	0.938	0.750	*3	595455
12.000	1.500	1.063	1	525582	20.313	0.938	0.750	3	525030
12.000	1.250	0.813	1	524208	20.500	1.000	0.813	*3	596571
12.625	1.500	1.063	*1	596098	20.500	1.000	0.813	3	530468
13.000	1.125	0.688	1	524209	20.875	0.875	0.688	3	528536
13.000	1.500	1.063	1	523587	20.984	1.250	0.813	1	594241
13.125	0.875	0.687	*3	596435	21.500	1.250	0.813	1	524599
13.125	0.875	0.688	3	524381	21.500	1.000	0.813	3	524362
13.563	0.875	0.688	3	525029	21.500	3.750	3.313	4	526741
13.813	1.500	1.063	*1	594110	21.813	1.250	0.813	1	524210

* w/Butt Joint

Axial clamp size listing - (cont.)

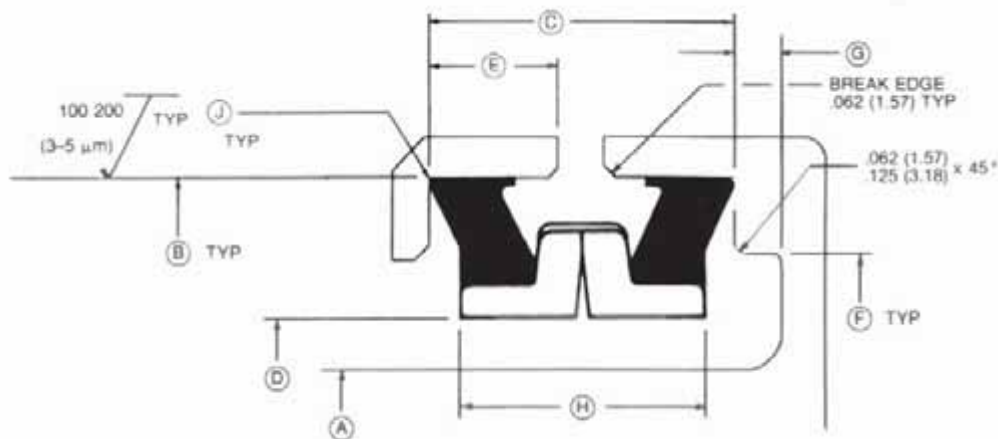
Shoulder dia. A	Oper. WD. B	Shoulder width C	Style no.	Part no.	Shoulder dia. A	Oper. WD. B	Shoulder width C	Style no.	Part no.
21.938	1.125	0.688	1	524211	33.063	1.250	0.813	1	526867
22.000	1.000	0.813	3	524363	33.250	1.250	0.813	*1	595636
22.000	1.250	0.813	1	524347	33.688	1.250	0.813	1	524219
22.500	1.250	0.813	1	524212	34.500	1.500	1.063	1	523063
22.559	1.259	0.748	1	594874	35.000	1.250	0.813	1	524220
22.750	1.375	0.938	*1	596570	35.125	0.875	0.688	3	531069
22.750	1.375	0.938	1	524657	35.438	1.250	0.813	1	524221
23.250	1.250	0.813	*1	595635	35.500	1.500	1.063	1	524222
23.375	1.375	0.938	1	525627	36.000	1.250	0.813	*1	530466
23.438	1.125	0.688	1	525031	36.000	1.125	0.688	*1	593606
23.500	1.375	0.938	1	524364	36.000	1.188	0.750	1	524223
23.622	1.181	0.744	1	594431	36.000	1.125	0.688	1	528416
23.750	1.375	0.938	*1	525637	36.000	1.500	1.063	1	524224
23.750	1.813	1.375	*4	528267	36.563	0.875	0.815	*1	595670
23.750	1.000	0.813	3	530589	36.563	2.960	2.523	4	594202
23.750	1.250	0.813	1	524365	36.563	1.125	0.688	1	593285
23.750	1.813	1.375	4	528651	36.750	1.500	1.063	1	595016
23.750	1.375	0.938	1	523184	36.875	1.375	0.938	1	523154
24.000	1.000	0.813	*3	594059	37.000	1.000	0.813	3	526245
24.250	1.000	0.813	3	526277	37.000	1.500	1.063	1	525320
24.250	1.875	1.438	4	529276	37.000	1.250	0.813	1	526246
24.750	1.250	0.813	1	524213	37.125	1.250	0.813	1	524768
25.125	1.375	0.938	1	524214	37.250	1.250	0.813	1	524368
25.787	1.575	1.138	4	594784	37.500	1.250	0.813	1	526582
26.000	1.375	0.938	1	524591	37.875	1.250	0.813	1	524225
26.875	1.000	0.813	3	529823	38.000	1.250	0.813	1	524226
26.911	2.875	2.438	4	593604	39.500	1.250	0.813	1	526806
26.938	1.125	0.688	1	524215	39.500	1.125	0.688	1	529452
27.000	1.000	0.813	3	528926	39.875	1.500	1.063	1	529379
27.250	1.375	0.938	1	524592	39.875	1.375	0.938	1	523584
27.750	2.375	1.938	4	528268	40.000	1.438	1.000	1	525035
27.750	1.375	0.938	1	524216	40.000	1.500	1.063	1	527903
28.000	1.250	0.813	1	527232	40.063	2.156	1.718	4	530396
28.000	1.000	0.813	3	524366	40.250	1.250	0.813	1	525426
28.188	0.875	0.688	3	531719	40.500	1.500	1.063	1	528532
28.813	1.125	0.688	*1	525032	40.875	1.500	1.063	1	525633
29.000	1.750	1.313	4	528269	41.000	1.500	1.063	1	524227
29.000	1.500	1.063	1	524940	41.125	1.500	1.063	1	525036
29.000	0.875	0.688	3	594856	41.250	0.875	0.688	*3	594395
29.375	1.500	1.063	1	524853	41.375	1.313	0.875	1	530448
29.375	1.563	1.125	4	528270	41.500	1.250	0.813	1	527474
29.750	1.500	1.063	1	524973	41.500	1.500	1.063	1	524228
29.750	1.500	1.063	1	524218	41.875	1.625	1.188	4	528272
29.750	1.375	0.938	1	524217	41.969	2.500	2.063	4	528271
30.063	1.125	0.688	1	525033	42.000	1.500	1.063	*4	594494
31.000	1.250	0.813	1	525212	42.000	3.750	3.313	*4	596400
31.500	1.250	0.813	1	528210	42.500	1.125	0.688	1	523133
31.750	0.875	0.688	3	526244	42.563	1.000	0.813	*3	593564
31.750	1.250	0.813	1	526715	43.375	1.250	0.813	1	524909
32.188	1.250	0.813	1	525034	43.500	1.500	1.063	1	524369
32.250	1.250	0.813	1	524294	44.000	1.375	0.938	1	528415
32.375	1.250	0.813	*1	593949	44.000	1.750	1.313	4	528273
32.480	1.125	0.688	*1	594785	44.000	1.750	1.313	4	528002
32.500	0.688	0.500	*3	594799	44.000	1.500	1.063	1	524229
32.500	1.250	0.813	1	524367	44.000	1.250	0.813	1	524370

Axial clamp size listing - (cont.)

Shoulder dia. A	Oper. WD. B	Shoulder width C	Style no.	Part no.	Shoulder dia. A	Oper. WD. B	Shoulder width C	Style no.	Part no.
44.000	1.500	1.063	1	593180	57.000	1.250	0.813	1	528525
44.875	1.500	1.063	1	522676	59.000	1.625	1.188	*4	594163
46.500	1.250	0.813	1	529086	63.465	1.000	0.813	3	595373
47.000	1.500	1.063	*1	527211	63.500	1.250	0.813	1	526808
47.500	1.188	0.750	*1	530606	67.750	1.250	0.813	1	528975
47.500	1.500	1.063	1	524230	70.000	1.250	0.813	1	526809
47.500	1.250	0.813	1	525091	71.000	1.250	0.813	1	524373
47.500	1.375	0.938	1	526021	73.000	1.500	1.063	1	531456
47.625	1.500	1.063	1	522677	75.750	1.250	0.813	1	525092
48.000	1.000	0.812	*3	596327	77.500	3.375	2.938	*4	596405
48.000	1.000	0.813	3	530441	77.500	1.250	0.813	1	529517
48.250	1.500	1.063	1	524231	98.425	1.004	0.816	*3	596289
48.865	1.500	1.063	1	524371	100.000	1.500	1.063	1	522856
49.000	1.250	0.813	1	522828	103.000	1.250	0.813	*1	594083
50.000	1.000	0.813	*3	593525	150.000	1.250	0.813	*3	596050
50.000	1.375	0.938	1	529129	156.690	1.004	0.816	*3	596290
50.625	1.250	0.813	*1	525953	163.078	1.250	0.813	*1	594082
51.250	1.375	0.938	1	529130					
51.500	1.375	0.938	1	530661					
51.500	1.500	1.063	1	524232					
51.500	1.250	0.813	1	524372					
52.000	1.500	1.063	1	528927					
53.000	1.000	0.813	3	594396					
53.000	1.250	0.813	1	528526					
55.000	1.250	0.813	1	526807					

* w/Butt Joint

Heavy Duty (HDDF) size listing



I Service kit no.	II Field repair kit. no.	Lip	A Shaft (Max.)	B Bore	C Operating range	D Seal I.D. (Min.)	E Bore depth (Ref.)	F Recommended shoulder dia.		G Undercut (Min.)	H Length (Max.)	J Radius (Max.)
								(Max.)	(Min.)			
									Only w/ undercut			
16904	16906	R	1.688 (42.88)	2.760 .003 (70.09 0.06)	.974 .038 (24.74 0.97)	1.760 (44.70)	.453 (11.51)	2.282 (57.96)			.846 (21.49)	.037 (0.94)
18259	18257	R	1.813 (46.05)	3.003 .003 (76.26 0.06)	.892 .031 (22.66 0.79)	1.910 (48.51)	.416 (10.57)	2.475 (62.86)			.790 (20.07)	.042 (1.07)
21306	21307	R	2.125 (53.98)	3.250 .003 (82.55 0.06)	.900 .033 (22.86 0.84)	2.215 (56.26)	.418 (10.62)	2.759 (70.08)			.812 (20.62)	.045 (1.14)
25096	25097	R	2.500 (63.50)	3.761 .003 (95.54 0.06)	.907 .033 (23.04 0.84)	2.580 (65.53)	.422 (10.72)	3.188 (80.98)			.840 (21.34)	.042 (1.07)
27536	27535	R	2.750 (69.85)	4.030 .003 (102.35 0.06)	.918 .035 (23.32 0.89)	2.830 (71.88)	.426 (10.82)	3.480 (88.39)			.810 (20.57)	.042 (1.07)
30651	30654	R	3.063 (77.80)	4.500 .003 (114.30 0.06)	1.016 .035 (25.81 0.89)	3.170 (80.52)	.475 (12.06)	3.833 (97.36)			.912 (23.16)	.042 (1.07)
35076	35079	R	3.500 (88.90)	4.953 .003 (125.81 0.06)	1.096 .043 (27.84 1.09)	3.620 (91.95)	.511 (12.98)	4.296 (109.12)			.962 (24.43)	.035 (0.89)
38740	38741	R	3.875 (98.43)	5.312 .003 (135.00 0.08)	1.102 .024 (28.00 0.61)	4.040 (102.62)	.524 (13.30)	4.750 (120.65)			1.002 (25.45)	.042 (1.07)
38751	38752	R	3.875 (98.43)	5.562 .003 (141.27 0.08)	1.267 .050 (32.18 1.27)	4.040 (102.62)	.594 (15.09)	4.791 (121.69)			1.110 (28.19)	.051 (1.30)
43135	43136	R	4.312 (109.52)	5.823 .003 (148.00 0.08)	1.102 .024 (28.00 0.61)	4.420 (112.27)	.524 (13.30)	5.125 (130.18)			1.002 (25.45)	.042 (1.07)
43150	43149	R	4.312 (109.52)	6.000 .003 (152.40 0.08)	1.320 .040 (33.53 1.02)	4.420 (112.27)	.625 (15.88)	5.173 (131.39)			1.090 (27.69)	.051 (1.30)
46975	46976	R	4.688 (119.08)	6.400 .003 (162.56 0.08)	1.525 .050 (38.74 1.27)	4.795 (121.79)	.722 (18.34)	5.583 (141.81)			1.254 (31.85)	.047 (1.19)
50655	50656	R	5.062 (128.57)	6.750 .003 (171.45 0.08)	1.280 .040 (32.51 1.02)	5.170 (131.32)	.605 (15.37)	5.975 (151.76)			1.150 (29.21)	.057 (1.45)
54000	54001	R	5.400 (137.16)	6.990 .003 (177.55 0.08)	1.310 .030 (33.27 0.76)	5.625 (142.88)	.625 (15.88)	6.625 (168.28)			1.182 (30.02)	.057 (1.45)
56170	56171	R	5.625 (142.88)	7.250 .003 (184.15 0.08)	1.366 .031 (34.70 0.79)	5.825 (147.96)	.650 (16.51)	6.486 (164.74)	6.174 (156.82)	.032 (0.81)	1.300 (33.02)	.057 (1.45)
805544	925544	R	5.625 (142.88)	7.438 .005 (188.93 0.13)	1.406 .031 (35.71 0.79)	5.865 (148.97)	.672 (17.07)					.062 (1.58)
58775	58776	R	5.875 (149.23)	7.641 .003 (194.08 0.08)	1.510 .031 (38.35 0.79)	6.000 (152.40)	.724 (18.39)	6.868 (174.45)	6.548 (166.32)	.056 (1.42)	1.490 (37.85)	.073 (1.85)

Dimensions in parentheses are in millimeters. For sizes not listed, contact SKF.

Heavy Duty (HDDF) size listing - (cont.)

I Service kit no.	II Field repair kit. no.	Lip	A Shaft (Max.)	B Bore	C Operating range	D Seal I.D. (Min.)	E Bore depth (Ref.)	F Recommended Shoulder Dia.		G Undercut (Min.)	H Length (Max.)	J Radius (Max.)
								(Max.)	(Min.)			
									Only w/ undercut			
63796	63797	R	6.375 (161.93)	8.120 .003 (206.25 0.08)	1.265 .040 (32.13 1.02)	6.570 (166.88)	.598 (15.19)	7.555 (191.90)	7.505 (190.63)	.125 (3.18)	1.350 (34.29)	.042 (1.07)
67560	67561	R	6.750 (171.45)	8.620 .004 (218.95 0.10)	1.375 .030 (34.92 0.76)	6.920 (175.77)	.656 (16.66)	7.750 (196.85)			1.260 (32.00)	.042 (1.07)
74310	74311	R	7.438 (188.93)	9.400 .004 (238.76 0.10)	1.656 .040 (42.06 1.02)	7.540 (191.52)	.793 (20.14)	8.431 (214.15)			1.344 (34.14)	.073 (1.85)
78020	78021	R	7.800 (198.12)	10.000 .004 (254.00 0.10)	1.750 .050 (44.45 1.27)	7.940 (201.68)	.835 (21.21)	8.910 (226.31)			1.500 (38.10)	.058 (1.47)
82540	82541	R	8.250 (209.55)	10.062 .004 (255.57 0.10)	1.560 .040 (39.62 1.02)	8.358 (212.29)	.745 (18.92)	9.280 (235.71)	9.220 (234.19)	.071 (1.80)	1.562 (39.67)	.058 (1.47)
86850	86851	R	8.688 (220.68)	10.911 .005 (277.14 0.13)	1.924 .030 (48.87 0.76)	8.790 (223.27)	.932 (23.67)	9.754 (247.75)			1.642 (41.71)	.058 (1.47)
93115	93116	R	9.312 (236.52)	11.000 .005 (279.40 0.13)	1.437 .032 (36.50 0.81)	9.410 (239.01)	.687 (17.45)	10.360 (263.14)	10.260 (260.60)	.090 (2.29)	1.510 (38.35)	.050 (1.27)
93125	93126	R	9.312 (236.52)	11.625 .005 (295.28 0.13)	1.754 .050 (44.55 1.27)	9.410 (239.01)	.837 (21.26)	10.750 (273.05)			1.510 (38.35)	.089 (2.26)
95620	95621	R	9.562 (242.87)	11.859 .005 (301.22 0.13)	1.949 .069 (49.50 1.75)	9.660 (245.36)	.925 (23.50)	10.703 (271.86)			1.700 (43.18)	.074 (1.88)
108710	108711	R	10.875 (276.23)	12.969 .005 (329.41 0.13)	1.540 .050 (39.12 1.27)	11.060 (280.92)	.730 (18.54)	12.100 (307.34)	12.000 (304.80)	.143 (3.63)	1.670 (42.42)	.043 (1.09)
116500	116501	R	11.625 (295.28)	13.250 .005 (336.55 0.13)	1.290 .030 (32.77 0.76)	11.780 (299.21)	.615 (15.62)	12.780 (324.61)			1.210 (30.73)	.045 (1.14)
124020	124021	R	12.400 (314.96)	14.375 .005 (365.12 0.13)	1.656 .050 (42.06 1.27)	12.500 (317.50)	.788 (20.02)	13.530 (343.66)	13.470 (342.14)	.060 (1.52)	1.610 (40.89)	.057 (1.45)
137570	137571	R	13.750 (349.25)	15.817 .005 (401.75 0.13)	1.875 .032 (47.62 0.81)	13.910 (353.31)	.906 (23.01)	14.985 (380.62)			1.670 (42.42)	.089 (2.26)
806715		R	14.750 (374.65)	16.695 .005 (424.05 0.13)	1.875 .032 (47.62 0.81)	14.950 379.73	.906 (23.01)	15.863 402.92			1.670 (42.42)	.062 (1.58)
807115		V	14.750 (374.65)	16.695 .005 (424.05 0.13)	1.875 .032 (47.62 0.81)	14.950 379.73	.906 (23.01)	15.863 402.92			1.670 (42.42)	.062 (1.58)
171025	171026	R	17.125 (434.98)	19.240 .006 (488.70 0.15)	1.531 .053 (38.89 1.35)	17.280 (438.91)	.724 (18.39)	18.400 (467.36)	18.300 (464.82)	.140 (3.56)	1.659 (42.14)	.043 (1.09)
191022	191021	R	19.125 (485.78)	21.500 .006 (546.10 0.15)	1.640 .042 (41.66 1.07)	19.250 (488.95)	.784 (19.91)	20.950 (532.13)	20.850 (529.59)	.175 (4.44)	1.832 (46.53)	.057 (1.45)
238020	238021	R	23.875 (606.43)	26.875 .006 (682.62 0.15)	2.125 .059 (53.98 1.50)	24.280 (616.71)	1.018 (25.86)	25.550 (648.97)			1.851 (47.02)	.089 (2.26)

Dimensions in parentheses are in millimeters. For sizes not listed, contact SKF.

Service kit/Field repair kit

I. Service kit contents:

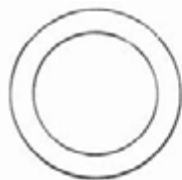
- 1 - Seal assembly
(Includes Belleville washers)
- 2 - Lint-free wipers
- 1 - Instruction sheet

II. Field repair kit contents:

- 2 - Belleville washers only
- 2 - Lint-free Wipers
- 1 - Instruction sheet

Metal sealing rings can be reused even if the rubber Belleville washers are damaged. Simply purchase a field repair kit (listed next to the service kit number) and fit the new washers to the sealing rings, using the instructions provided.

Axle flange gaskets size listing



STYLE 1



STYLE 5



STYLE 6

No. bolt holes	Hole dia.	Bolt circle	Gasket O.D.	Gasket I.D.	Stock no. *	Used in kit	Style no.
—	—	—	3.188	2.781	450163	21814	1
—	—	—	3.188	2.781	450163	21820	1
4	.328	3.000	3.688	2.250	450166	15243	6
6	.469	4.000	4.688	3.188	450194	20766	1
6	.469	5.250	6.200	3.875	450189	27630	1
6	.406	4.000	4.563	2.688	450176	20168	1
7	.718	6.875	8.125	5.781	450154	31369	1
8	.531	5.047	5.750	4.313	450431	31361	1
8	.516	5.125	5.938	4.406	450024	23870	1
8	.531	5.313	6.203	4.484	450023	25160	1
8	.688	7.000	8.188	6.000	450447	1240	1
8	.688	7.000	8.188	6.000	450447	31378	1
8	.688	7.000	8.188	6.000	450447	31393	1
8	.688	7.000	8.250	6.031	450155	31385	1
8	.688	7.000	8.250	6.031	450155	32630	1
8	.688	7.000	8.250	6.031	450155	32640	1
10	.656	7.250	8.250	5.813	450158	31390	1
12	.563	6.500	7.500	5.719	450153	31364	1
12	.625	10.250	11.250	8.750	450173	75090	1




* Check SKF for availability

Felt washers — Size listing

Inside diameter	Outside diameter	Width	Type	SKF no.	Inside diameter	Outside diameter	Width	Type	SKF no.
In sequence by size					In sequence by SKF number				
.938	1.500	.375	F†	671	2.188	3.063	.250	F†	515
1.938	3.000	.375	F	573	2.563	3.531	.344	F	528
2.000	3.125	.500	F	596	1.938	3.000	.375	F	573
2.188	3.063	.250	F†	515	2.000	3.125	.500	F	596
2.188	3.500	.250	F	668	4.125	5.750	.438	F	633
2.281	3.500	.313	F	645	2.281	3.500	.313	F	645
2.563	3.531	.344	F	528	4.688	6.000	.375	F	653
2.563	3.625	.313	F	654	2.563	3.625	.313	F	654
2.688	3.500	.219	F†	662	2.688	3.500	.219	F†	662
2.906	3.813	.313	F†	663	2.906	3.813	.313	F†	663
4.125	5.750	.438	F	633	2.188	3.500	.250	F	668
4.688	6.000	.375	F	653	.938	1.500	.375	F†	671

† Laminated Sirvene and Felt

Type-J seal size listing

Illustration	Flange dia.	Largest step dia.	Overall width	No. of holes	Hole dia.	Circle dia.	Type	Lip style	Stock no.	Lip code
	1.181 SHAFT									
	3.543	2.452	.433	4	.256	2.913	J2	HMSA	11703	#
	1.250 SHAFT									
	4.310	1.953	.484	4	.484	*	J6	HMA	12685	R
	4.560	1.953	.474	4	.406	*	J6	HMA	12688	R
*2.866 between bottom bolt hole centers *3.332 between bottom bolt hole centers										
	1.372 SHAFT									
	4.560	2.328	.547	4 1	.375 .500	*	J8	HMSA	13508	R
*3.328 between top bolt hole centers										
	1.375 SHAFT							Special		
	4.582	2.000	.259	4 1 2*	.401 .438 .187	4.000 4.000	J5	HMS	13955	R
	4.582	2.000	.259	6 1*	.401 .438	4.000 4.000	J5	Special	13956	R
	*1.875 from center of shaft *Locating holes on 4.000 B.C.									
	1.500 SHAFT									
3.625	2.063	.563	4	.328	3.000	J6	CRW	15243 ■	R	
1.772 SHAFT										
3.661	2.841	.307	4	.256	3.189	J6	HMA	17792	R	
1.875 SHAFT										
4.812	3.375	.313	12	.469	4.000	J2	HMS	18961	R	
2.000 SHAFT										
4.563	2.656	.563	6 1	.406 .438	4.000 3.750	J2	HM	20168 ■	R	
2.063 SHAFT										
4.688	3.125	.348	6	.469	4.000	J2	CRWH	20766 ■	R	
2.375 SHAFT										
5.875	3.563	.275	8	.500	5.125	J1	CRW	23870 ■	R	
2.500 SHAFT										
6.125	4.500	.438	8	.563	5.312	J1	CRW	25160 ■	R	
2.750 SHAFT										
6.200	3.859	.500	6	.469	5.250	J2	CRWHA	27630 ■	R	
3.109 SHAFT										
5.750	4.060	.325	8	.500	5.047	J2	CRW	31361 ■	R	
7.500	5.500	.328	12	.563	6.500	J1	CRW	31364 ■	R	
8.125	5.781	.500	7	.688	6.875	J1	CRW	31369 ■	R	
8.250	5.500	.953	8	.688	7.000	J1	CRW	1240 ■	R	
8.250	5.781	.500	5	.781	7.063	J1	CRW	31374 ■	R	
3.125 SHAFT										
8.250	5.500	1.016	8	.688	7.000	J1	CRW	31378 ■	P	
8.250	5.781	.500	8	.688	7.000	J1	CRW	31385 ■	R	
8.250	5.781	.500	10	.625	7.250	J1	CRW	31390 ■	R	
3.234 SHAFT										
8.250	5.906	.500	8	.688	7.000	J1	CRW	32640 ■	R	
5.938 SHAFT										
9.032	6.806	1.125	12	.563	8.250	J2	HMSA	59380	R	
7.500 SHAFT										
11.260	8.431	1.918	12	.625	10.250	J1	CRW	75090 ■	P	

■ Also see kit section

Kits - miscellaneous

Kit no.	Contents			Kit no.	Contents			Kit no.	Contents		
	Qty.	Part no.	Description		Qty.	Part no.	Description		Qty.	Part no.	Description
101	2	187933	Half Seal	218	1	49960	Seal	1322	1	39436	Seal
103	2	187520	Half Seal		1	99499	Sleeve		1	86206	Sleeve
104	2	453635	Half Seal	220	2	188144	Half Seal	1330	1	100075	Seal
107	2	450146	Rope Seal		2	501582	Seal		1	76360	Sleeve
138	2	450433	Rope Seal	229	2	501582	Seal	1725	1	522928	Seal
	2	450001	Wedge	285	2	501473	Seal		1	84239	Sleeve
140	2	187944	Half Seal	287	2	501446	Seal	7566	1	8702	Seal
144	1	450791	Half Seal	900	1	37330	Seal		1	89495	Sleeve
155	2	450433	Rope Seal		1	99372	Sleeve	10781	1	11908	Seal
	2	450026	Wedge	901	1	8691	Seal		1	89483	Sleeve
162	1	36314	Seal		1	99086	Sleeve	11377	1	12551	Seal
	1	879991	O Ring	1200	1	48065	Seal		1	89519	Sleeve
185	2	450277	Rope Seal		1	80184	Sleeve	11904	1	11905	Seal
187	2	181614	Half Seal	1201	1	48075	Seal		1	86190	Sleeve
191	2	450275	Wedge		1	80184	Sleeve	12392	1	12355	Seal
	2	450276	Rope Seal	1202	1	13021	Seal		1	12371	Seal
192	2	538305	Half Seal		1	450010	Sleeve		2	450692	Steel Washer
194	1	505863	Half Seal	1206	1	40036	Seal		1	450693	Retainer
	1	505864	Half Seal		1	450014	Sleeve	12578	1	13676	Seal
196	2	450433	Rope	1211	1	54629	Seal		1	86191	Sleeve
197	2	450006	Rope Seal		1	68016	Sleeve	14731	2	14730	Seal
	2	450275	Wedge	1212	1	54940	Seal		1	508	Felt Washer
198	2	181613	Half Seal		1	68016	Sleeve	15243	1	531585	Seal
199	2	528000	Half Seal	1213	1	55170	Seal		1	450166	Gasket
200	1	181387	Half Seal		1	68016	Sleeve	15696	1	16814	Seal
	1	181388	Half Seal	1214	1	40360	Seal		1	89496	Sleeve
201	2	181386	Half Seal		1	450018	Sleeve	17459	1	17458	Seal
204	2	181391	Half Seal	1215	1	50640	Seal		1	87614	Retainer
205	2	181392	Half Seal		1	450022	Sleeve	18550	1	18549	Seal
206	2	181393	Half Seal	1219	1	40360	Seal		1	879996	O Ring
	2	450001	Wedge		1	450013	Sleeve	18551	1	18552	Seal
207	2	181394	Half Seal	1240	1	502081	Seal		1	879996	O Ring
	2	450026	Wedge		1	502234	Sleeve	19011	1	19010	Seal
208	1	181395	Half Seal		1	450447	Gasket		1	450002	Retainer
	1	181396	Half Seal	1243	1	29867	Seal		1	879997	O Ring
209	1	181397	Half Seal		1	81474	Sleeve	19012	1	19010	Seal
	1	181398	Half Seal	1244	1	24949	Seal		1	450002	Retainer
210	1	60000	Seal		1	81473	Sleeve		1	879982	O Ring
	1	99599	Sleeve	1245	1	25146	Seal	19286	1	19300	Seal
211	2	181729	Half Seal		1	81471	Sleeve		1	19306	Seal
212	1	187942	Half Seal	1303	1	524564	Seal	19305	1	19298	Seal
	1	187943	Half Seal		1	71895	Sleeve		1	86187	Sleeve
214	2	181783	Half Seal	1306	1	32710	Seal	20108	1	537826	Seal
216	2	182673	Half Seal		1	77811	Sleeve		1	89510	Sleeve
217	16	717134	Valve Seal	1307	1	35810	Seal	20146	1	20127	Seal
					1	77810	Sleeve		1	99198	Sleeve
				1308	1	40210	Seal	20168	1	530086	Seal
					1	77801	Sleeve		1	450176	Gasket
				1321	1	40582	Seal	20446	1	20431	Seal
					1	86207	Sleeve		1	22037	Seal
									1	87443	Dust Cover

Kits - miscellaneous - (cont.)

Kit no.	Contents			Kit no.	Contents			Kit no.	Contents		
	Qty.	Part no.	Description		Qty.	Part no.	Description		Qty.	Part no.	Description
20501	1	20421	Seal	26196	1	27269	Seal	36944	1	36943	Seal
	1	22030	Seal		1	87030	Sleeve		1	86179	Sleeve
	1	27705	Seal		27630	1	503699		Seal	41152	1
20526	1	20525	Seal	1		450189	Gasket	1	86185		Sleeve
	1	879999	O Ring	31361		1	500959	Seal	45001		1
20766	1	542144	Seal		2	450431	Gasket	1		86542	Sleeve
	1	450194	Gasket	31364	1	502185	Seal	47385	1	47379	Seal
21070	1	21069	Seal		2	450153	Gasket		1	84041	Sleeve
	1	879998	O Ring	1	502198	Sleeve	47587	1	48768	Seal	
21294	1	400558	V-Ring	31369	1	502253		Seal	1	88883	Sleeve
	1	87532	Dust Shield		2	450154	Gasket	48697	1	48698	Seal
21814	1	541934	Seal	31374	1	502198	Sleeve		1	86074	Sleeve
	1	450163	Gasket		2	502075	Seal	49921	1	49920	Seal
21820	1	541746	Seal	1	450152	Gasket	1		77500	Sleeve	
	1	450163	Gasket	31378	1	502198	Sleeve	51242	1	51243	Seal
21962	1	21952	Seal		2	450447	Gasket		1	86383	Sleeve
	1	84476	Sleeve	1	502198	Sleeve	54930	1	54929	Seal	
22075	1	20431	Seal	31385	1	502256		Seal	1	70171	Sleeve
	1	22037	Seal		2	450155	Gasket	54935	1	54940	Seal
	1	87443	Dust Cover		1	502198	Sleeve		1	70171	Sleeve
22562	1	22449	Seal	31390	1	502073	Seal	55165	1	55170	Seal
	1	99229	Sleeve		2	450158	Gasket		1	70171	Sleeve
22587	1	22586	Seal	32630	1	502198	Sleeve	56103	1	56104	Seal
	1	86178	Sleeve		1	502255	Seal		1	86151	Sleeve
23279	1	533853	Seal	32640	2	450155	Gasket	59997	1	59998	Seal
	1	89504	Sleeve		1	502199	Sleeve		1	453677	Inst. Sleeve
23483	1	26500	Seal	32640	1	502252	Seal	70037	1	70038	Seal
	1	86208	Sleeve		2	450155	Gasket		1	86188	Sleeve
23870	1	500625	Seal	33251	1	34408	Seal	75090	1	540693	Seal
	2	450024	Gasket		1	89507	Sleeve		1	450173	Gasket
	1	503513	Sleeve		33659	1	33660		Seal	24466	1
1	86184	Sleeve	1	86193		Sleeve	1	86184	Sleeve		
25160	1	530459	Seal	36381	1	36384	Seal	25160	1	530459	Seal
	2	450023	Gasket		1	86189	Sleeve		2	450023	Gasket
	1	500488	Sleeve		1	86189	Sleeve		1	500488	Sleeve

S-series sleeves numerical listing

SKF no.	Outside diam. B	Diam. C	Diam. A (shaft)	Width D	Width E	Type style	Component of kit number(s)	Illustration
68016	5.500	4.766	4.766	0.688	0.875	S3	1211, 1212, 1213	
70171	5.500	4.832	4.824	0.688	0.875	S2	54930, 54935, 55165	
71895	2.420	2.156	2.342		0.625	S7	1303	
76360	10.000		9.875		0.750	S1	1330	
77500	5.000		4.841		0.750	S1	49921	
77801	4.012	4.314	3.875	0.893	0.968	S6	1308	
77810	3.566	3.874	3.438	0.675	0.750	S6	1307	
77811	3.254	3.562	3.125	0.675	0.750	S6	1306	
80184	4.806		4.688		1.240	S1	1200, 1201	
81473	2.506		2.375		1.000	S1	1244, 1245	
81474	2.995		2.875		0.625	S1	1243	
81774	4.894	5.203	4.766	0.938	1.012	S6		
84041	4.750		4.644		0.625	S1	47385, 47388	
86074	4.875		4.750		0.750	S1	48697	
86151	5.603	5.812	5.500	0.801	0.875	S6	56103	
86178	2.230	2.437	2.125	0.695	0.750	S6	22587	
86179	3.666	3.825	3.562	0.644	0.718	S6	36944	
86183	3.229	3.437	3.125	0.820	0.875	S6	32548	
86184	2.562	2.750	2.437	0.690	0.750	S6	24466	
86185	4.110	4.312	4.000	0.663	0.718	S6	41152	
86188	7.000	7.187	6.875	0.926	1.000	S6	70037	
86189	3.625	3.937	3.500	0.644	0.718	S6	36381	
86190	1.174	1.437	1.062	0.570	0.625	S6	11904	
86191	1.362	1.562	1.250	0.676	0.750	S6	12578	
86193	3.354	3.625	3.250	0.695	0.750	S6	33659	
86206	4.000	4.182	3.937		0.750	S6	1322	
86207	4.066		3.938		0.875	S6	1321	
86383	5.125		5.000		0.750	S1	51242	
88883	4.852	5.500	4.750		0.812	S6	47587	
99086	0.877	1.093	0.859	0.363	0.375	S6	901	
99372	3.770	4.031	3.753	0.863	0.875	S6	900	
99599	6.015	6.375	5.999	1.234	1.250	S6	210	
450010	1.307		1.175		0.422	S1	1202	
450013	4.042	4.375	3.930	0.781	0.844	S6	1219	
450014	3.980	4.312	3.868	0.813	0.844	S6	1206	
450018	4.042	4.500	3.868	0.813	0.906	S6	1214	
450022	5.062		4.766		0.922	S1	1215	
500488	2.505	2.062	2.415	0.313	0.453	S4	25160	
500625	See Type J Section						23870	
500959	See Type J Section						31361	
502073	See Type J Section						31390	
502075	See Type J Section						31374	
502081	See Type J Section						31378	
502185	See Type J Section						31364	
502198	3.110	2.688	3.010	0.313	0.453	S4	31364, 31369, 31374	

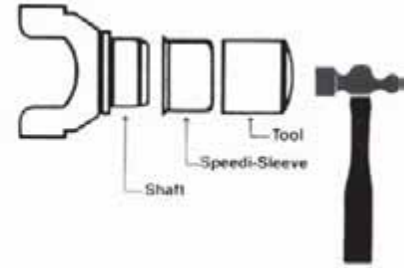
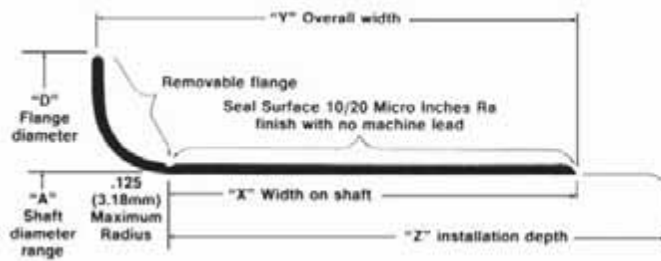
S-series sleeves numerical listing - (cont.)

SKF no.	Outside diam. B	Diam. C	Diam. A (shaft)	Width D	Width E	Type style	Component of kit number(s)	Illustration
502199	3.235	2.688	3.129	0.313	0.453	S4	32630, 32640	
502234	3.110	2.578	3.010	0.331	0.625	S5	1240	
502252	See Type J Section						32640	
502253	See Type J Section						31369	
502256	See Type J Section						31385	
530086	See Type J Section						20168	
503513	2.375	2.000	2.289	0.328	0.524	S4	23870	
530459	See Type J Section						25160	
531585	See Type J Section						15243	
540693	See Type J Section						75090	
542144	See Type J Section						20766	

Speedi-Sleeve grease seal kit size listing

SKF Kit no.	Kit dimensions			Kit components	
	Shaft	Bore	Width	Speedi-Sleeve no.	Seal no.
480050	.500	.750	.250	99050	4912
480074	.750	.999	.313	99076	7410
901	.859	1.437	.250	99086	8691
480097	1.000	1.250	.313	99100	9815
480098	1.000	1.499	.313	99100	9876
480099	1.000	1.499	.313	99100	9878
480125	1.250	2.000	.313	99125	12456
480148	1.500	2.372	.563	99149	14978
480149	1.500	2.254	.563	99149	14966
480150	1.500	2.377	.563	99149	15041
480151	1.500	2.502	.563	99149	15141
480152	1.500	2.374	.563	99149	15005
480168	1.688	2.502	.835	99168	16725
480173	1.750	2.374	.563	99174	17271
480176	1.750	2.718	.563	99174	17617
480177	1.766	2.412	.563	99176	17286
480184	1.868	2.518	.889	99186	18492
480185	1.875	2.561	.563	99187	18548
480186	1.875	2.561	.563	99187	18546
480187	1.875	2.760	.563	99187	18692
480198	2.000	2.745	.563	99199	19807
20146	1.980	3.371	.563	99198	20127
480219	2.188	3.188	.781	99218	21938
22562	2.250	3.251	.500	99229	22449
480233	2.328	3.000	.750	99233	23300
480249	2.500	3.500	.781	99250	24988
480250	2.500	3.251	.781	99250	24910
480260	2.625	3.623	.781	99262	26220
480261	2.625	4.438	.781	99262	26368
480262	2.625	4.563	.781	99262	26373
480273	2.750	3.543	.781	99274	27295
480274	2.750	3.751	.781	99274	27377
480275	2.750	3.876	.781	99274	27452
480278	2.750	4.249	.781	99274	27601
480293	2.938	3.938	.781	99293	29275
480294	2.938	4.003	.781	99293	29322
480299	3.000	3.751	.813	99300	29872
480300	3.000	4.003	.813	99300	29925
480303	3.000	4.249	.813	99300	30055
480325	3.250	4.249	.813	99325	32385
480350	3.500	4.501	.813	99350	34891
900	3.750	4.501	.688	99372	37330
480450	4.500	5.501	.813	99450	44967
218	5.000	6.126	.813	99499	49960
210	6.000	6.750	1.000	99599	60000

Speedi-Sleeve size listing - Inches



Nominal shaft diameter	"A" Shaft diameter range		Stock number	"X" Width on shaft (Inches .031)	"Y" Overall width (Inches .031)	"D" Flange diameter (Inches .063)	"Z" Installation depth
	Minimum Inches	Maximum Inches					
0.472	0.469	0.475	99049	0.236	0.331	0.610	1.875
0.500	0.498	0.502	99050	0.250	0.344	0.610	2.000
0.551	0.547	0.551	99055	0.250	0.391	0.750	1.831
0.563	0.560	0.566	99056	0.250	0.391	0.750	1.831
0.591	0.589	0.593	99059	0.197	0.354	0.750	1.862
0.625	0.623	0.627	99810 *	0.313	0.406	0.750	2.000
0.625	0.623	0.627	99062	0.313	0.406	0.750	2.000
0.630	0.626	0.630	99058	0.313	0.438	0.718	2.000
0.669	0.667	0.671	99068	0.315	0.433	0.875	2.000
0.684	0.682	0.686	99060	0.313	0.438	0.900	2.000
0.709	0.704	0.709	99082	0.315	0.433	0.962	1.811
0.750	0.748	0.752	99811 *	0.313	0.438	0.945	2.000
0.750	0.748	0.752	99076	0.313	0.438	0.945	2.000
0.760	0.759	0.761	99081	0.313	0.438	0.938	2.000
0.781	0.780	0.784	99080	0.313	0.438	0.935	2.000
0.787	0.785	0.789	99078	0.315	0.433	0.930	2.000
0.813	0.812	0.815	99083	0.375	0.563	0.000	3.000
0.859	0.857	0.861	99086	0.250	0.375	1.155	2.000
0.866	0.861	0.866	99084	0.259	0.359	1.188	1.856
0.866	0.861	0.866	99085	0.315	0.472	1.188	1.812
0.875	0.873	0.877	99812 *	0.313	0.438	1.094	2.000
0.875	0.873	0.877	99087	0.313	0.438	1.094	2.000
0.910	0.908	0.912	99860 *	0.313	0.438	1.218	1.847
0.910	0.908	0.912	99091	0.313	0.438	1.218	1.847
0.945	0.940	0.945	99092	0.313	0.438	1.130	2.000
0.969	0.966	0.970	99094	0.313	0.438	1.130	2.000
0.969	0.966	0.970	99096	0.625	0.719	1.130	2.000
0.984	0.982	0.986	99813 *	0.313	0.433	1.300	2.000
0.984	0.982	0.986	99098	0.313	0.433	1.300	2.000
1.000	0.998	1.002	99814 *	0.313	0.438	1.219	2.000
1.000	0.998	1.002	99100	0.313	0.438	1.219	2.000
1.024	1.019	1.024	99103	0.315	0.472	1.313	1.813
1.063	1.060	1.064	99815 *	0.313	0.438	1.320	1.843
1.063	1.060	1.064	99106	0.313	0.438	1.320	1.843
1.089	1.087	1.091	99108	0.313	0.438	1.406	0.625
1.102	1.100	1.104	99866 *	0.375	0.500	1.375	1.843
1.102	1.100	1.104	99111	0.375	0.500	1.375	1.843
1.125	1.123	1.127	99816 *	0.313	0.438	1.500	0.688
1.125	1.123	1.127	99112	0.313	0.438	1.500	0.688
1.125	1.123	1.127	99116	0.375	0.500	1.500	0.688
1.156	1.154	1.158	99865 *	0.375	0.500	1.350	0.688
1.156	1.154	1.158	99120	0.375	0.500	1.350	0.688
1.175	1.173	1.178	99122	0.313	0.438	1.400	0.688
1.181	1.179	1.184	99114	0.315	0.433	1.400	0.688
1.188	1.185	1.190	99118	0.313	0.438	1.400	0.688
1.219	1.216	1.222	99123	0.313	0.433	1.563	0.625
1.240	1.237	1.243	99141	0.315	0.438	1.540	0.688
1.250	1.247	1.253	99817 *	0.313	0.438	1.500	0.688

* Indicates Speedi-Sleeve Gold product

Speedi-Sleeve size listing - Inches (Cont.)

Nominal shaft diameter	"A" Shaft diameter range		Stock number	"X" Width on shaft (Inches .031)	"Y" Overall width (Inches .031)	"D" Flange diameter (Inches .063)	"Z" Installation depth
	Minimum Inches	Maximum Inches					
1.250	1.247	1.253	99871 *	0.625	0.750	1.500	2.000
1.250	1.247	1.253	99125	0.313	0.438	1.500	0.688
1.260	1.257	1.263	99128	0.315	0.438	1.500	0.688
1.299	1.297	1.301	99121	0.591	0.709	1.594	1.000
1.313	1.310	1.316	99818 *	0.500	0.625	1.594	0.813
1.313	1.308	1.314	99129	0.250	0.375	1.600	0.813
1.313	1.310	1.316	99131	0.500	0.625	1.594	0.813
1.339	1.333	1.339	99134	0.500	0.625	1.625	0.813
1.375	1.371	1.377	99819 *	0.500	0.625	1.638	0.813
1.375	1.375	1.381	99820 *	0.512	0.630	1.638	0.813
1.375	1.371	1.377	99133	0.313	0.438	1.638	0.813
1.375	1.371	1.377	99138	0.500	0.625	1.638	0.813
1.375	1.375	1.381	99139	0.512	0.630	1.638	0.813
1.417	1.411	1.417	99146	0.512	0.669	1.781	0.984
1.438	1.432	1.438	99821 *	0.563	0.688	1.781	1.016
1.438	1.432	1.438	99143	0.563	0.688	1.781	1.016
1.438	1.435	1.441	99144	0.375	0.500	1.781	1.016
1.496	1.490	1.496	99147	0.512	0.669	1.781	0.984
1.500	1.497	1.503	99822 *	0.563	0.688	1.781	1.016
1.500	1.497	1.503	99823 *	0.375	0.500	1.781	1.016
1.500	1.497	1.503	99149	0.563	0.688	1.781	1.016
1.500	1.497	1.503	99150	0.375	0.500	1.781	1.016
1.523	1.520	1.526	99152	0.438	0.563	1.859	1.016
1.552	1.549	1.555	99155	0.438	0.563	1.859	1.016
1.563	1.559	1.565	99824 *	0.563	0.688	1.859	1.016
1.563	1.559	1.565	99156	0.563	0.688	1.859	1.016
1.569	1.566	1.572	99159	0.625	0.750	1.859	1.016
1.575	1.569	1.575	99153	0.390	0.509	1.850	1.000
1.578	1.572	1.578	99825 *	0.512	0.630	1.850	1.023
1.578	1.572	1.578	99157	0.512	0.630	1.850	1.023
1.605	1.602	1.608	99160	0.500	0.641	1.938	1.000
1.614	1.608	1.614	99163	0.500	0.625	1.938	1.016
1.625	1.622	1.628	99826 *	0.563	0.688	1.875	0.813
1.625	1.622	1.628	99161	0.313	0.438	1.875	1.016
1.625	1.622	1.628	99162	0.563	0.688	1.875	0.813
1.650	1.647	1.654	99166	0.445	0.571	2.087	0.846
1.650	1.647	1.654	99169	0.563	0.689	2.087	0.827
1.654	1.647	1.654	99873 *	0.563	0.689	2.087	0.827
1.656	1.653	1.659	99165	0.550	0.689	2.087	0.827
1.688	1.685	1.691	99167	0.313	0.438	1.906	0.875
1.688	1.684	1.690	99168	0.563	0.688	1.906	0.875
1.693	1.687	1.693	99182	0.500	0.625	1.906	0.844
1.719	1.715	1.721	99171	0.563	0.688	2.031	0.813
1.739	1.736	1.742	99170	0.375	0.500	2.063	0.813
1.750	1.747	1.753	99827 *	0.563	0.688	2.063	0.813
1.750	1.747	1.753	99828 *	0.750	0.875	2.063	0.813
1.750	1.747	1.753	99172	0.375	0.500	2.055	0.813
1.750	1.747	1.753	99174	0.563	0.688	2.063	0.813
1.750	1.747	1.753	99175	0.750	0.875	2.063	0.813
1.750	1.747	1.753	99180	0.531	0.625	2.063	0.878
1.766	1.761	1.767	99829 *	0.563	0.688	2.063	0.813
1.766	1.761	1.767	99176	0.563	0.688	2.063	0.813
1.772	1.769	1.775	99830 *	0.551	0.669	2.087	0.812
1.772	1.769	1.775	99177	0.551	0.669	2.087	0.812
1.781	1.778	1.784	99179	0.667	0.800	2.125	1.062
1.813	1.809	1.815	99831 *	0.563	0.688	2.090	1.000
1.813	1.809	1.815	99181	0.563	0.688	2.090	1.000
1.859	1.857	1.863	99185	0.563	0.688	2.156	1.000
1.868	1.866	1.872	99186	0.889	1.025	2.188	1.000
1.875	1.872	1.878	99832 *	0.563	0.688	2.203	1.000

Speedi-Sleeve size listing - Inches (Cont.)

Nominal shaft diameter	"A" Shaft diameter range		Stock number	"X" Width on shaft (Inches .031)	"Y" Overall width (Inches .031)	"D" Flange diameter (Inches .063)	"Z" Installation depth
	Minimum Inches	Maximum Inches					
1.875	1.872	1.878	99184	0.375	0.516	2.203	1.050
1.875	1.872	1.878	99187	0.563	0.688	2.203	1.000
1.875	1.872	1.878	99188	0.295	0.415	2.203	0.744
1.875	1.872	1.878	99190	0.175	0.295	2.203	0.744
1.891	1.887	1.893	99189	0.551	0.668	2.205	0.984
1.912	1.909	1.915	99192	0.375	0.500	2.219	1.000
1.938	1.934	1.940	99833 *	0.563	0.688	2.219	1.000
1.938	1.934	1.940	99193	0.563	0.688	2.219	1.000
1.969	1.965	1.971	99196	0.551	0.668	2.244	0.984
1.980	1.977	1.983	99198	0.563	0.704	2.313	1.050
2.000	1.997	2.003	99834 *	0.563	0.688	2.406	1.006
2.000	1.997	2.003	99835 *	0.875	1.000	2.406	1.000
2.000	1.997	2.003	99199	0.563	0.688	2.406	1.000
2.000	1.997	2.003	99200	0.875	1.000	2.406	1.000
2.047	2.040	2.047	99204	0.500	0.625	2.469	1.359
2.063	2.057	2.063	99205	0.781	0.938	2.469	1.375
2.125	2.124	2.130	99836 *	0.781	0.938	2.422	1.375
2.125	2.123	2.128	99210	0.500	0.750	2.422	1.281
2.125	2.124	2.130	99212	0.781	0.938	2.422	1.375
2.165	2.162	2.169	99863 *	0.787	0.905	2.441	1.250
2.165	2.162	2.168	99215	0.787	0.905	2.441	1.250
2.188	2.186	2.192	99218	0.781	0.938	2.500	1.313
2.205	2.198	2.205	99220	0.500	0.625	2.531	1.313
2.230	2.227	2.233	99861 *	0.500	0.625	2.531	1.313
2.230	2.227	2.233	99229	0.500	0.625	2.531	1.313
2.230	2.227	2.233	99230	0.781	0.906	2.531	1.250
2.240	2.237	2.243	99226	0.764	0.900	2.563	1.250
2.250	2.249	2.255	99837 *	0.781	0.938	2.531	1.313
2.250	2.249	2.255	99838 *	0.313	0.438	2.531	1.313
2.250	2.249	2.255	99225	0.781	0.938	2.531	1.313
2.250	2.249	2.255	99227	0.313	0.438	2.531	1.313
2.283	2.280	2.286	99219	0.787	0.938	2.598	1.375
2.313	2.309	2.315	99231	0.781	0.938	2.688	1.375
2.328	2.327	2.333	99233	0.750	0.875	2.750	1.500
2.362	2.359	2.365	99869 *	0.787	0.905	2.785	1.375
2.362	2.359	2.365	99235	0.787	0.905	2.785	1.375
2.362	2.359	2.365	99241	0.370	0.450	2.785	1.471
2.375	2.374	2.380	99839 *	0.781	0.938	2.750	1.375
2.375	2.374	2.380	99237	0.781	0.938	2.750	1.375
2.375	2.372	2.378	99238	0.594	0.750	2.750	1.375
2.375	2.374	2.380	99240	0.526	0.683	2.750	1.375
2.438	2.435	2.441	99242	0.500	0.625	2.828	1.425
2.438	2.434	2.440	99243	0.781	0.938	2.828	1.393
2.441	2.434	2.441	99244	0.500	0.625	2.828	1.425
2.492	2.489	2.495	99249	0.781	0.938	2.875	1.393
2.500	2.500	2.506	99840 *	0.781	0.938	2.820	1.375
2.500	2.500	2.506	99248	0.500	0.656	2.828	1.393
2.500	2.500	2.506	99250	0.781	0.938	2.820	1.375
2.500	2.497	2.503	99253	0.555	0.650	2.820	0.890
2.516	2.510	2.516	99251	0.781	0.906	2.828	1.438
2.559	2.556	2.562	99841 *	0.787	0.905	2.850	1.375
2.559	2.556	2.562	99254	0.787	0.905	2.850	1.375
2.563	2.560	2.566	99256	0.781	0.938	2.891	1.375
2.598	2.595	2.601	99259	0.781	0.938	2.990	1.250
2.621	2.618	2.624	99261	0.781	0.938	3.047	1.375
2.625	2.625	2.631	99842 *	0.781	0.938	3.047	1.375
2.625	2.622	2.628	99260	0.500	0.625	3.047	1.375
2.625	2.625	2.631	99262	0.781	0.938	3.047	1.375
2.625	2.621	2.627	99264	0.781	0.906	3.047	1.375
2.677	2.670	2.677	99266	0.750	0.875	3.125	1.688

★ Indicates Speedi-Sleeve Gold product

Speedi-Sleeve size listing - Inches (Cont.)

Nominal shaft diameter	"A" Shaft diameter range		Stock number	"X" Width on shaft (Inches .031)	"Y" Overall width (Inches .031)	"D" Flange diameter (Inches .063)	"Z" Installation depth
	Minimum Inches	Maximum Inches					
2.730	2.727	2.733	99268	0.781	0.906	3.125	1.313
2.743	2.740	2.746	99273	0.781	0.938	3.065	1.250
2.750	2.745	2.751	99843 *	0.781	0.938	3.125	1.250
2.750	2.750	2.756	99844 *	0.781	0.938	3.125	1.250
2.750	2.747	2.753	99267	1.438	1.625	3.075	1.625
2.750	2.750	2.756	99269	1.125	1.250	3.125	1.312
2.750	2.750	2.756	99272	0.406	0.563	3.125	1.250
2.750	2.745	2.751	99274	0.781	0.938	3.125	1.250
2.750	2.750	2.756	99275	0.781	0.938	3.125	1.250
2.756	2.753	2.759	99276	0.787	0.945	3.125	1.250
2.813	2.809	2.815	99281	0.594	0.688	3.188	1.250
2.835	2.827	2.835	99870 *	0.750	0.875	3.225	1.343
2.835	2.828	2.835	99284	0.750	0.875	3.225	1.343
2.838	2.838	2.844	99845 *	0.500	0.656	3.225	1.250
2.838	2.838	2.844	99282	0.500	0.656	3.225	1.250
2.869	2.866	2.872	99286	0.781	0.938	3.188	1.250
2.875	2.873	2.879	99846 *	0.781	0.938	3.219	1.250
2.875	2.873	2.879	99287	0.781	0.938	3.219	1.250
2.938	2.937	2.943	99847 *	0.781	0.938	3.344	1.313
2.938	2.937	2.943	99290	0.500	0.641	3.344	1.331
2.940	2.937	2.943	99293	0.781	0.938	3.344	1.313
2.953	2.950	2.956	99875 *	0.866	1.024	3.305	1.313
2.953	2.950	2.956	99289	0.594	0.690	3.273	1.083
2.953	2.950	2.956	99294	0.866	1.024	3.305	1.313
2.974	2.972	2.976	99292	0.813	1.000	3.235	1.250
2.993	2.990	2.996	99291	0.484	0.625	3.359	1.331
2.993	2.990	2.996	99298	0.563	0.688	3.359	1.375
2.993	2.990	2.996	99299	0.813	1.000	3.350	1.281
3.000	3.000	3.006	99848 *	0.813	1.000	3.235	1.281
3.000	2.997	3.003	99296	0.813	0.938	3.240	1.375
3.000	3.000	3.006	99300	0.813	1.000	3.235	1.281
3.000	3.000	3.006	99303	0.625	0.813	3.345	1.280
3.011	3.008	3.014	99301	0.500	0.625	3.355	2.000
3.071	3.064	3.071	99306	0.750	0.875	3.468	2.056
3.125	3.120	3.126	99849 *	0.813	1.000	3.531	2.000
3.125	3.124	3.132	99307	0.551	0.709	3.525	2.031
3.125	3.120	3.126	99311	0.688	0.813	3.531	2.000
3.125	3.120	3.126	99312	0.813	1.000	3.531	2.000
3.150	3.142	3.150	99313	0.750	0.886	3.540	1.375
3.150	3.146	3.153	99315	0.827	0.945	3.543	1.375
3.150	3.146	3.153	99317	0.433	0.591	3.543	1.375
3.228	3.225	3.231	99328	0.660	0.848	3.585	1.750
3.250	3.250	3.256	99850 *	0.595	0.719	3.575	1.375
3.250	3.250	3.256	99851 *	0.813	1.000	3.585	1.375
3.250	3.247	3.253	99322	0.813	1.000	3.594	1.375
3.250	3.250	3.256	99324	0.595	0.719	3.575	1.375
3.250	3.250	3.256	99325	0.813	1.000	3.585	1.375
3.250	3.250	3.256	99326	0.688	0.875	3.585	1.250
3.310	3.307	3.313	99331	0.813	1.000	3.688	1.375
3.342	3.337	3.347	99332	0.669	0.827	3.700	1.378
3.342	3.337	3.347	99333	0.827	0.984	3.700	1.378
3.346	1.247	1.253	99872 *	0.827	0.984	3.700	1.378
3.346	3.338	3.346	99334	0.399	0.499	3.580	1.431
3.375	3.373	3.379	99337	0.813	1.000	3.695	1.375
3.375	3.373	3.379	99338	0.375	0.500	3.688	1.410
3.438	3.435	3.441	99339	0.781	0.906	3.844	1.406
3.480	3.477	3.483	99340	0.781	0.906	3.835	1.406
3.500	3.500	3.506	99852 *	0.813	1.000	3.844	1.347
3.500	3.497	3.503	99346	0.625	0.813	3.844	1.347
3.500	3.500	3.506	99347	0.313	0.500	3.825	1.347

Speedi-Sleeve size listing - Inches (Cont.)

Nominal shaft diameter	"A" Shaft diameter range		Stock number	"X" Width on shaft (Inches .031)	"Y" Overall width (Inches .031)	"D" Flange diameter (Inches .063)	"Z" Installation depth
	Minimum Inches	Maximum Inches					
3.500	3.500	3.506	99350	0.813	1.000	3.844	1.347
3.504	3.501	3.507	99349	0.625	0.813	3.844	1.348
3.543	3.540	3.546	99351	0.710	0.906	4.000	1.813
3.543	3.540	3.546	99352	0.438	0.538	4.000	1.813
3.543	3.540	3.546	99353	0.526	0.667	4.000	1.750
3.543	3.540	3.546	99354	0.906	1.102	4.000	1.750
3.563	3.560	3.566	99356	0.813	1.000	3.900	1.750
3.621	3.618	3.624	99360	0.813	1.000	4.031	1.750
3.625	3.623	3.629	99362	0.813	1.000	4.031	1.750
3.625	3.623	3.629	99363	0.500	0.625	4.025	1.750
3.688	3.685	3.691	99365	0.813	0.938	4.025	1.800
3.688	3.684	3.690	99368	0.313	0.438	4.031	0.875
3.730	3.727	3.733	99359	0.469	0.594	4.016	1.800
3.730	3.727	3.733	99366	0.781	0.906	4.025	1.800
3.740	3.737	3.743	99369	0.827	0.945	4.025	1.800
3.743	3.740	3.746	99364	0.469	0.594	4.035	1.800
3.743	3.740	3.746	99374	0.344	0.500	4.031	1.800
3.749	3.746	3.752	99376	0.563	0.688	4.025	1.800
3.750	3.750	3.756	99853 *	0.688	0.875	4.020	1.800
3.753	3.750	3.756	99367	0.344	0.500	4.025	1.800
3.753	3.750	3.756	99372	0.688	0.875	4.020	1.800
3.871	3.868	3.874	99386	0.813	1.000	4.185	1.875
3.875	3.873	3.879	99387	0.813	1.000	4.219	1.875
3.938	3.935	3.941	99854 *	0.813	1.000	4.313	2.050
3.938	3.935	3.941	99393	0.813	1.000	4.313	2.050
4.000	3.998	4.006	99855 *	0.813	1.000	4.375	2.050
4.000	3.998	4.006	99395	0.600	0.725	4.375	2.050
4.000	3.998	4.006	99399	0.813	1.000	4.375	2.050
4.000	3.998	4.006	99400	0.650	0.775	4.375	1.375
4.000	3.998	4.006	99401	0.500	0.625	4.375	2.066
4.094	4.090	4.098	99409	0.787	0.945	4.438	1.417
4.125	4.122	4.130	99412	0.813	1.000	4.470	1.375
4.134	4.130	4.138	99413	0.787	0.913	4.470	1.378
4.188	4.183	4.191	99418	0.813	1.000	4.500	1.375
4.234	4.226	4.234	99423	0.781	0.906	4.610	1.438
4.250	4.248	4.256	99424	0.813	1.000	4.610	1.438
4.328	4.327	4.335	99435	0.509	0.650	4.921	1.250
4.331	4.322	4.331	99434	0.448	0.589	4.921	1.297
4.375	4.370	4.378	99437	0.813	1.000	4.750	1.650
4.409	4.401	4.409	99438	0.750	0.886	4.750	1.300
4.438	4.434	4.442	99439	1.000	1.142	4.813	1.313
4.500	4.496	4.504	99856 *	0.813	1.000	4.900	1.250
4.500	4.496	4.504	99450	0.813	1.000	4.850	1.250
4.528	4.523	4.531	99452	0.813	0.938	5.000	1.250
4.625	4.621	4.629	99463	1.000	1.250	5.063	1.375
4.625	4.621	4.629	99465	0.438	0.625	5.000	1.375
4.688	4.685	4.693	99468	0.813	1.000	5.063	1.375
4.724	4.720	4.728	99471	0.315	0.433	5.110	1.323
4.724	4.720	4.728	99473	0.787	0.984	5.110	1.260
4.750	4.746	4.754	99475	0.500	0.750	5.000	1.500
4.803	4.799	4.807	99472	0.787	0.945	5.177	1.260
4.843	4.839	4.847	99484	0.787	0.984	5.229	1.244
4.875	4.871	4.879	99487	0.625	0.750	5.250	1.438
4.921	4.917	4.925	99490	0.394	0.551	5.400	1.438
4.921	4.917	4.925	99492	1.024	1.260	5.400	1.438
5.000	4.998	5.006	99857 *	0.688	0.875	5.400	1.438
5.000	4.998	5.006	99858 *	0.813	1.000	5.390	1.438
5.000	4.998	5.006	99498	0.688	0.875	5.400	1.438
5.000	4.998	5.006	99499	0.813	1.000	5.390	1.438
5.000	4.998	5.006	99501	0.540	0.681	5.400	1.438

★ Indicates Speedi-Sleeve Gold product

Speedi-Sleeve size listing - Inches (Cont.)

Nominal shaft diameter	"A" Shaft diameter range		Stock number	"X" Width on shaft (Inches .031)	"Y" Overall width (Inches .031)	"D" Flange diameter (Inches .063)	"Z" Installation depth
	Minimum Inches	Maximum Inches					
5.114	5.110	5.118	99494	0.750	0.938	5.493	1.181
5.118	5.117	5.125	99874 *	0.866	0.996	5.493	1.280
5.125	5.117	5.125	99491	0.866	0.996	5.493	1.280
5.125	5.120	5.128	99513	0.813	1.000	5.500	1.250
5.250	5.246	5.254	99525	0.813	1.000	5.560	1.250
5.311	5.307	5.315	99533	0.807	1.000	5.735	1.250
5.375	5.371	5.379	99537	0.813	1.000	5.875	1.250
5.438	5.434	5.442	99548	1.500	1.688	5.750	1.875
5.476	5.472	5.480	99547	0.563	0.750	5.900	1.234
5.500	5.498	5.506	99859 *	0.813	1.000	5.938	1.250
5.500	5.498	5.506	99549	0.813	1.000	5.938	1.250
5.500	5.498	5.506	99550	0.518	0.705	5.938	1.250
5.512	5.508	5.516	99552	0.807	1.000	5.945	1.250
5.625	5.621	5.629	99560	0.875	1.000	6.188	1.812
5.709	5.699	5.709	99571	0.750	0.875	6.100	1.812
5.734	5.726	5.734	99562	0.563	0.750	6.100	1.938
5.750	5.746	5.754	99575	0.813	1.000	6.180	1.750
5.875	5.871	5.879	99862 *	1.000	1.250	6.188	1.313
5.875	5.871	5.879	99587	1.000	1.250	6.188	1.313
5.905	5.896	5.906	99595	1.024	1.181	6.260	1.280
5.938	5.934	5.942	99596	1.000	1.125	6.375	1.875
6.000	5.995	6.003	99599	1.000	1.250	6.375	1.750
6.000	5.995	6.003	99601	0.500	0.750	6.360	1.750
6.063	6.058	6.068	99605	1.024	1.181	6.375	1.299
6.097	6.092	6.102	99606	1.024	1.181	6.575	1.299
6.203	6.198	6.208	99620	0.813	1.063	6.625	1.750
6.250	6.245	6.255	99625	1.031	1.250	6.625	1.750
6.299	6.289	6.299	99630	1.000	1.250	6.750	1.375
6.500	6.495	6.505	99650	1.000	1.250	7.000	1.375
6.688	6.683	6.693	99640	1.250	1.496	7.188	1.750
6.750	6.745	6.755	99675	0.813	1.063	7.125	1.750
6.890	6.880	6.890	99687	1.102	1.260	7.362	1.378
7.000	6.995	7.005	99864 *	1.000	1.250	7.475	1.688
7.000	6.995	7.005	99700	1.000	1.250	7.475	1.688
7.087	7.077	7.087	99721	1.299	1.496	7.500	1.752
7.250	7.244	7.254	99725	1.250	1.500	7.760	2.175
7.278	7.273	7.283	99726	1.260	1.496	7.760	2.165
7.453	7.444	7.454	99745	0.813	1.000	7.860	1.250
7.500	7.495	7.505	99750	0.813	1.000	7.875	1.250
7.750	7.745	7.755	99775	1.000	1.313	8.270	1.875
7.875	7.869	7.879	99787	1.359	1.500	8.375	1.750
7.938	7.933	7.943	99799	1.000	1.250	8.375	1.750
8.000	7.995	8.005	99800	1.000	1.250	8.375	1.750

Speedi-Sleeve size listing - Metric

Shaft diameter	"A" Shaft diameter range		Stock number	"X"	"Y"	"D"	"Z"
	Minimum MM	Maximum MM		Width on shaft 0.8 MM	Overall width 0.8 MM	Flange diameter 1.6 MM	Installation depth MM
12.00	11.91	12.07	99049	6.00	8.40	15.50	47.60
12.70	12.65	12.75	99050	6.35	9.93	19.05	46.51
14.00	13.89	14.00	99055	6.35	9.93	19.05	46.51
14.30	14.22	14.38	99056	6.35	9.93	19.05	46.51
15.00	14.96	15.06	99059	5.00	8.99	19.05	47.29
15.88	15.82	15.93	99810 *	7.95	10.31	19.05	50.80
15.88	15.83	15.93	99062	7.95	10.31	19.05	50.80
16.00	15.89	16.00	99058	7.95	11.10	18.24	50.80
17.00	16.94	17.04	99068	7.95	11.00	22.23	50.80
17.37	17.32	17.42	99060	7.95	11.13	22.86	50.80
18.00	17.87	18.00	99082	8.00	11.00	24.43	46.00
19.00	19.00	19.10	99811 *	7.95	11.13	24.00	50.80
19.00	19.00	19.10	99076	7.95	11.13	24.00	50.80
19.30	19.27	19.33	99081	7.95	11.13	23.83	50.80
19.86	19.81	19.91	99080	7.95	11.13	23.75	50.80
20.00	19.94	20.04	99078	8.00	11.00	23.62	50.80
20.65	20.62	20.70	99083	9.52	14.30	0.00	76.20
21.82	21.77	21.87	99086	6.35	9.52	29.34	50.80
22.00	21.87	22.00	99084	6.58	9.09	30.20	47.09
22.00	21.87	22.00	99085	8.00	11.99	30.17	46.05
22.23	22.17	22.28	99812 *	7.95	11.13	27.79	50.80
22.23	22.18	22.28	99087	7.95	11.13	27.79	50.80
23.11	23.06	23.16	99091	7.95	11.13	30.94	46.91
23.11	23.06	23.17	99860 *	7.95	11.13	30.94	46.91
24.00	23.87	24.00	99092	7.95	11.10	28.70	50.80
24.59	24.54	24.64	99094	7.95	11.13	28.70	50.80
24.59	24.54	24.64	99096	15.88	18.26	28.70	50.80
25.00	24.94	25.04	99813 *	7.95	11.00	33.02	50.80
25.00	24.94	25.04	99098	7.95	11.00	33.02	50.80
25.40	25.35	25.45	99814 *	7.95	11.13	30.96	50.80
25.40	25.35	25.45	99100	7.95	11.13	30.96	50.80
26.00	25.88	26.01	99103	8.00	11.99	33.35	46.05
27.00	26.92	27.03	99815 *	7.95	11.13	33.53	46.81
27.00	26.92	27.02	99106	7.95	11.13	33.53	46.81
27.66	27.61	27.71	99108	7.95	11.13	35.71	15.88
28.00	27.94	28.04	99866 *	9.52	12.70	34.92	46.81
28.00	27.94	28.04	99111	9.52	12.70	34.92	46.81
28.58	28.52	28.63	99816 *	7.95	11.13	38.10	17.48
28.58	28.53	28.63	99112	7.95	11.13	38.10	17.48
28.58	28.53	28.63	99116	9.52	12.70	38.10	17.48
29.36	29.31	29.41	99120	9.52	12.70	34.29	17.48
29.36	29.31	29.41	99865 *	9.52	12.70	34.29	17.48
29.85	29.80	29.93	99122	7.95	11.13	35.56	17.48
30.00	29.95	30.08	99114	8.00	11.00	35.56	17.48
30.15	30.10	30.23	99118	7.95	11.13	35.56	17.48
31.00	30.88	31.04	99123	7.95	11.00	39.70	15.88
31.50	31.42	31.58	99141	8.00	11.10	39.12	17.48
31.75	31.67	31.83	99817 *	7.95	11.13	38.10	17.48
31.75	31.67	31.83	99871 *	15.88	19.05	38.10	50.80
31.75	31.67	31.83	99125	7.95	11.13	38.10	17.48
32.00	31.92	32.08	99128	8.00	11.13	38.10	17.48
33.00	32.94	33.04	99121	15.01	18.00	40.49	20.65
33.30	33.22	33.38	99129	6.35	9.50	40.64	20.65
33.35	33.27	33.43	99818 *	12.70	15.90	40.49	20.65
33.35	33.27	33.43	99131	12.70	15.88	40.49	20.65
34.00	33.86	34.01	99134	12.70	15.90	41.28	20.70
34.90	34.82	34.98	99133	7.95	11.13	41.60	20.65
34.90	34.82	34.98	99138	12.70	15.88	41.60	20.65
34.92	34.82	34.98	99819 *	12.70	15.88	41.60	20.65
35.00	34.92	35.08	99820 *	13.01	16.00	41.60	20.65

★ Indicates Speedi-Sleeve Gold product

Speedi-Sleeve size listing - Metric (Cont.)

Shaft diameter	"A" Shaft diameter range		Stock number	"X"	"Y"	"D"	"Z"
	Minimum MM	Maximum MM		Width on shaft 0.8 MM	Overall width 0.8 MM	Flange diameter 1.6 MM	Installation depth MM
35.00	34.92	35.08	99139	13.01	16.00	41.60	20.65
36.00	35.85	36.00	99146	13.01	16.99	45.24	24.99
36.45	36.37	36.53	99143	14.30	17.48	45.24	25.81
36.53	36.37	36.53	99821 *	14.30	17.48	45.24	25.81
36.53	36.45	36.61	99144	9.52	12.70	45.24	25.81
38.00	37.85	38.00	99147	13.01	16.99	45.24	24.99
38.10	38.02	38.18	99822 *	14.30	17.48	45.24	25.81
38.10	38.02	38.18	99823 *	9.52	12.70	45.24	25.81
38.10	38.02	38.18	99149	14.30	17.48	45.24	25.81
38.10	38.02	38.18	99150	9.52	12.70	45.24	25.81
38.68	38.60	38.76	99152	11.13	14.30	47.22	25.81
39.42	39.34	39.50	99155	11.13	14.30	47.22	25.81
39.67	39.59	39.75	99156	14.30	17.48	47.22	25.81
39.70	39.60	39.75	99824 *	14.30	17.48	47.22	25.81
39.85	39.77	39.93	99159	15.88	19.05	47.22	25.81
40.00	39.93	40.08	99825 *	13.01	16.00	46.99	25.98
40.00	39.84	40.00	99153	9.91	12.93	46.99	25.40
40.00	39.93	40.09	99157	13.01	16.00	46.99	25.98
40.77	40.69	40.85	99160	12.70	16.28	49.22	25.40
41.00	40.84	41.00	99163	12.70	15.88	49.20	25.81
41.28	41.20	41.35	99826 *	14.30	17.48	47.63	20.65
41.28	41.20	41.36	99161	7.95	11.13	47.63	25.81
41.28	41.20	41.36	99162	14.30	17.48	47.63	20.65
42.00	41.84	42.00	99873 *	14.00	18.00	53.01	21.01
42.00	41.84	42.00	99166	11.30	14.50	53.01	21.49
42.00	41.84	42.00	99169	14.30	17.50	53.01	21.01
42.06	41.98	42.14	99165	13.97	17.50	53.01	21.01
42.85	42.78	42.93	99168	14.30	17.48	48.41	22.23
42.88	42.80	42.96	99167	7.95	11.13	48.41	22.23
43.00	42.84	43.00	99182	12.70	15.88	48.41	21.41
43.64	43.56	43.72	99171	14.30	17.48	51.59	20.65
44.17	44.09	44.25	99170	9.52	12.70	52.40	20.65
44.45	44.37	44.53	99827 *	14.30	17.48	52.40	20.65
44.45	44.37	44.53	99828 *	19.05	22.23	52.40	20.65
44.45	44.37	44.53	99172	9.52	12.70	52.20	20.65
44.45	44.37	44.53	99174	14.30	17.48	52.40	20.65
44.45	44.37	44.53	99175	19.05	22.23	52.40	20.65
44.45	44.37	44.53	99180	13.49	15.88	52.40	22.23
44.81	44.73	44.89	99176	13.99	16.99	53.01	20.65
44.86	44.73	44.88	99829 *	14.30	17.48	52.40	20.65
45.00	44.93	45.08	99830 *	16.87	20.32	53.97	26.98
45.00	44.93	45.09	99177	13.99	16.99	53.01	20.63
45.24	45.16	45.32	99179	14.30	17.48	53.09	25.40
46.05	45.95	46.10	99831 *	14.30	17.48	54.76	25.40
46.05	45.94	46.10	99181	14.30	17.48	53.09	25.40
47.24	47.16	47.32	99185	22.58	17.48	55.58	25.40
47.45	47.39	47.55	99186	22.58	26.03	55.95	25.40
47.63	47.55	47.70	99832 *	14.30	17.48	55.96	25.40
47.63	47.55	47.71	99184	9.53	13.11	55.96	26.67
47.63	47.55	47.71	99187	14.30	17.48	55.96	25.40
47.63	47.55	47.71	99188	7.49	10.54	55.96	18.90
47.63	47.55	47.71	99190	4.45	7.49	55.96	18.90
48.00	47.93	48.09	99189	14.00	16.97	56.01	24.99
48.56	48.48	48.64	99192	9.53	12.70	56.36	25.40
49.20	49.12	49.28	99193	14.30	17.48	56.36	25.40
49.22	49.12	49.28	99833 *	14.30	17.48	56.36	25.40
50.00	49.91	50.07	99196	14.00	17.00	57.00	24.99
50.30	50.21	50.37	99198	14.30	17.88	58.75	26.67
50.80	50.72	50.88	99834 *	14.30	17.48	61.11	25.40
50.80	50.72	50.88	99835 *	22.23	25.40	61.11	25.40

Speedi-Sleeve size listing - Metric (Cont.)

Shaft diameter	"A" Shaft diameter range		Stock number	"X"	"Y"	"D"	"Z"
	Minimum MM	Maximum MM		Width on shaft 0.8 MM	Overall width 0.8 MM	Flange diameter 1.6 MM	Installation depth MM
50.80	50.72	50.88	99199	14.30	17.48	61.11	25.40
50.80	50.72	50.88	99200	22.23	25.40	61.11	25.40
52.00	51.81	52.00	99204	12.70	15.88	62.71	34.52
52.32	52.24	52.40	99205	19.84	23.83	62.71	34.93
54.00	53.95	54.10	99836 *	19.84	23.83	61.52	34.92
54.00	53.92	54.06	99210	12.70	19.05	61.52	32.54
54.00	53.95	54.11	99212	19.84	23.83	61.52	34.93
54.99	54.92	55.09	99863 *	19.99	22.99	62.00	31.75
55.00	54.91	55.07	99215	19.99	22.99	62.00	31.75
55.60	55.52	55.68	99218	19.84	23.83	63.50	33.35
56.00	55.81	56.00	99220	12.70	15.88	64.29	33.35
56.64	56.56	56.72	99229	12.70	15.88	64.29	33.35
56.64	56.56	56.72	99230	19.84	23.01	64.29	31.75
56.64	56.57	56.72	99861 *	12.70	15.88	64.29	33.35
56.90	56.82	56.98	99226	19.41	22.86	65.10	31.75
57.15	57.13	57.28	99837 *	19.84	23.83	64.29	33.35
57.15	57.13	57.28	99838 *	7.95	11.13	64.29	33.35
57.20	57.12	57.28	99225	19.84	23.83	64.29	33.35
57.20	57.12	57.28	99227	7.95	11.13	64.29	33.35
58.00	57.91	58.06	99219	19.84	23.83	65.99	34.92
58.72	58.64	58.80	99231	19.84	23.83	68.28	34.93
59.18	59.10	59.26	99233	19.05	22.23	69.85	38.10
60.00	59.91	60.07	99869 *	20.00	23.00	70.74	34.93
60.00	59.91	60.07	99235	20.00	23.00	70.74	34.93
60.00	59.92	60.08	99241	9.40	11.43	70.74	37.36
60.33	60.30	60.45	99839 *	19.84	23.83	69.85	34.92
60.33	60.25	60.41	99238	15.09	19.05	69.85	34.93
60.38	60.30	60.46	99237	19.84	23.83	69.85	34.93
60.38	60.30	60.46	99240	13.36	17.35	69.85	34.93
61.90	61.82	61.98	99243	19.84	23.83	71.83	35.38
62.00	61.85	62.01	99242	12.70	15.88	71.83	36.20
62.00	61.81	62.00	99244	12.70	15.88	71.83	36.20
63.30	63.22	63.38	99249	19.84	23.83	73.03	35.38
63.50	63.50	63.65	99840 *	19.84	23.83	71.63	34.92
63.50	63.50	63.66	99248	12.70	16.66	71.83	35.38
63.50	63.50	63.66	99250	19.84	23.83	71.63	34.93
63.50	63.42	63.58	99253	14.10	16.51	71.63	22.61
63.83	63.75	63.91	99251	19.84	23.01	71.83	36.53
65.00	64.92	65.07	99841 *	20.00	23.00	72.39	34.92
65.00	64.92	65.08	99254	19.99	22.99	72.39	34.93
65.10	65.02	65.18	99256	19.84	23.83	73.43	34.93
66.00	65.91	66.07	99259	19.84	23.83	75.95	31.75
66.57	66.49	66.65	99261	19.84	23.83	77.39	34.93
66.65	66.57	66.73	99264	19.84	23.01	77.39	34.93
66.68	66.68	66.83	99842 *	19.84	23.83	77.39	34.92
66.68	66.60	66.76	99260	12.70	15.88	77.39	34.93
66.75	66.67	66.83	99262	19.84	23.83	77.39	34.93
68.00	67.81	68.00	99266	19.05	22.23	79.38	42.88
69.34	69.26	69.42	99268	19.84	23.01	79.38	33.35
69.67	69.59	69.75	99273	19.84	23.83	77.85	31.75
69.80	69.72	69.88	99274	19.84	23.83	79.38	31.75
69.85	69.72	69.88	99843 *	19.84	23.83	79.38	31.75
69.85	69.77	69.93	99267	36.53	41.28	78.11	41.28
70.00	69.85	70.00	99844 *	19.84	23.83	79.38	31.75
70.00	69.85	70.01	99269	28.58	31.75	79.38	33.32
70.00	69.85	70.01	99272	10.31	14.30	79.38	31.75
70.00	69.85	70.01	99275	19.84	23.83	79.38	31.75
70.00	69.92	70.08	99276	19.99	24.00	79.38	31.75
71.42	71.34	71.50	99281	15.09	17.48	80.98	31.75
72.00	71.81	72.01	99870 *	19.05	22.23	81.92	34.11

★ Indicates Speedi-Sleeve Gold product

Speedi-Sleeve size listing - Metric (Cont.)

Shaft diameter	"A" Shaft diameter range		Stock number	"X"	"Y"	"D"	"Z"
	Minimum MM	Maximum MM		Width on shaft 0.8 MM	Overall width 0.8 MM	Flange diameter 1.6 MM	Installation depth MM
72.00	71.81	72.00	99284	19.05	22.23	81.92	34.11
72.08	72.08	72.24	99845 *	12.70	16.66	81.92	31.75
72.16	72.08	72.24	99282	12.70	16.66	81.92	31.75
72.87	72.79	72.95	99286	19.84	23.83	80.98	31.75
73.00	72.97	73.13	99846 *	19.84	23.83	81.76	31.75
73.00	72.97	73.13	99287	19.84	23.83	81.76	31.75
74.63	74.60	74.75	99847 *	19.84	23.83	84.94	33.35
74.68	74.60	74.76	99290	12.70	16.28	84.94	33.81
74.68	74.60	74.75	99293	19.84	23.83	84.94	33.35
75.00	74.93	75.09	99875 *	22.00	26.01	83.95	33.35
75.00	74.93	75.09	99289	15.09	17.53	83.13	27.51
75.00	74.93	75.09	99294	22.00	26.01	83.95	33.35
75.54	75.49	75.59	99292	20.62	25.40	82.17	31.75
76.00	75.94	76.10	99298	14.30	17.48	85.32	34.93
76.00	75.94	76.10	99299	20.65	25.40	85.09	32.54
76.02	75.94	76.10	99291	12.29	15.88	85.32	33.81
76.20	76.20	76.35	99848 *	20.65	25.40	82.17	32.54
76.20	76.12	76.28	99296	20.65	23.83	82.30	34.93
76.28	76.20	76.36	99300	20.65	25.40	82.17	32.54
76.28	76.20	76.36	99303	15.88	20.65	84.96	32.51
76.48	76.40	76.56	99301	12.70	15.88	85.22	50.80
78.00	77.81	78.00	99306	19.05	22.23	88.04	52.22
79.32	79.24	79.40	99311	17.48	20.65	89.69	50.80
79.38	79.25	79.40	99849 *	20.65	25.40	89.69	50.80
79.38	79.24	79.40	99312	20.65	25.40	89.69	50.80
79.38	79.35	79.55	99307	14.00	18.01	89.54	51.59
80.00	79.81	80.01	99313	19.05	22.50	89.92	34.93
80.00	79.91	80.08	99315	21.01	24.00	89.99	34.93
80.00	79.90	80.08	99317	11.00	15.01	89.99	34.93
82.00	81.91	82.07	99328	16.76	21.54	91.06	44.45
82.50	82.50	82.70	99850 *	15.11	18.26	90.81	34.92
82.55	82.55	82.70	99851 *	20.65	25.40	91.06	34.92
82.55	82.47	82.63	99322	20.65	25.40	91.29	34.93
82.63	82.55	82.71	99324	15.11	18.26	90.81	34.93
82.63	82.55	82.71	99325	20.65	25.40	91.06	34.93
82.63	82.55	82.71	99326	17.48	22.23	91.06	31.75
84.00	84.00	84.15	99331	20.65	25.40	93.68	34.93
85.00	31.67	31.83	99872 *	21.00	25.00	93.98	35.00
85.00	84.76	85.02	99332	16.99	21.00	93.98	35.00
85.00	84.76	85.02	99333	21.01	24.99	93.98	35.00
85.00	84.78	85.00	99334	10.13	12.67	90.93	36.35
85.75	85.67	85.83	99337	20.65	25.40	93.85	34.93
85.75	85.67	85.83	99338	9.53	12.70	93.67	35.81
87.33	87.25	87.41	99339	19.84	23.01	97.64	35.71
88.39	88.31	88.47	99340	19.84	23.01	97.41	35.71
88.98	88.82	88.98	99346	15.88	20.65	97.64	34.21
89.00	88.90	89.05	99852 *	20.65	25.40	97.64	34.21
89.00	88.90	89.06	99347	7.95	12.70	97.16	34.21
89.00	88.92	89.08	99349	15.88	20.65	97.64	34.24
89.00	88.90	89.06	99350	20.65	25.40	97.64	34.21
90.00	89.91	90.07	99351	18.03	23.01	101.60	46.05
90.00	89.91	90.07	99352	11.13	13.67	101.60	46.05
90.00	89.91	90.07	99353	13.36	16.94	101.60	44.45
90.00	89.91	90.07	99354	23.01	27.99	101.60	44.45
90.50	90.42	90.58	99356	20.65	25.40	99.06	44.45
92.00	91.89	92.05	99360	20.65	25.40	102.39	44.45
92.10	92.02	92.18	99362	20.65	25.40	102.39	44.45
92.10	92.02	92.18	99363	12.70	15.87	102.24	44.45
93.65	93.57	93.73	99368	7.95	11.13	102.39	22.23
93.68	93.60	93.76	99365	20.65	23.83	102.24	45.72

Speedi-Sleeve size listing - Metric (Cont.)

Shaft diameter	"A" Shaft diameter range		Stock number	"X"	"Y"	"D"	"Z"
	Minimum MM	Maximum MM		Width on shaft 0.8 MM	Overall width 0.8 MM	Flange diameter 1.6 MM	Installation depth MM
94.74	94.66	94.82	99359	11.91	15.09	102.01	45.72
94.74	94.66	94.82	99366	19.84	23.01	102.24	45.72
95.00	94.99	95.15	99364	11.91	15.09	102.49	45.72
95.00	94.92	95.08	99369	21.01	24.00	102.24	45.72
95.00	94.99	95.15	99374	8.74	12.70	102.39	45.72
95.22	95.14	95.30	99376	14.30	17.48	102.24	45.72
95.25	95.25	95.40	99853 *	17.48	22.23	102.11	45.72
95.33	95.25	95.41	99367	8.74	12.70	102.24	45.72
95.33	95.25	95.41	99372	17.48	22.23	102.11	45.72
98.32	98.24	98.40	99386	20.65	25.40	106.30	47.63
98.45	98.37	98.53	99387	20.65	25.40	107.16	47.63
100.00	99.95	100.10	99854 *	20.65	25.40	109.55	52.07
100.00	99.95	100.11	99393	20.65	25.40	109.55	52.07
101.60	101.55	101.75	99855 *	20.65	25.40	111.13	52.07
101.65	101.55	101.75	99395	15.24	18.42	111.13	52.07
101.65	101.55	101.75	99399	20.65	25.40	111.13	52.07
101.65	101.55	101.75	99400	16.51	19.69	111.13	34.93
101.65	101.55	101.75	99401	12.70	15.88	111.13	52.48
104.00	103.89	104.09	99409	19.99	24.00	112.72	35.99
104.80	104.70	104.90	99412	20.65	25.40	113.54	34.93
105.00	104.90	105.10	99413	19.99	23.19	113.54	35.00
106.35	106.25	106.45	99418	20.65	25.40	114.30	34.93
107.44	107.34	107.54	99423	19.84	23.01	117.09	36.53
108.00	107.90	108.10	99424	20.65	25.40	117.09	36.53
110.00	109.78	110.00	99434	11.38	14.96	124.99	32.94
110.00	109.91	110.11	99435	12.93	16.51	124.99	31.75
111.10	111.00	111.20	99437	20.65	25.40	120.65	41.91
112.00	111.78	112.00	99438	19.05	22.50	120.70	33.02
112.72	112.63	112.83	99439	25.40	29.01	122.25	33.35
114.30	114.20	114.40	99856 *	20.65	25.40	124.46	31.75
114.30	114.20	114.40	99450	20.65	25.40	123.19	31.75
115.00	114.89	115.09	99452	20.65	23.83	127.00	31.75
117.48	117.38	117.58	99463	25.40	31.75	128.60	34.93
117.48	117.38	117.58	99465	11.13	15.88	127.00	34.93
119.00	119.00	119.20	99468	20.65	25.40	128.60	34.93
120.00	119.89	120.09	99471	8.00	11.00	129.79	33.60
120.00	119.89	120.09	99473	19.99	24.99	129.79	32.00
120.65	120.55	120.75	99475	12.70	19.05	127.00	38.10
122.00	121.90	122.10	99472	19.99	24.00	131.49	32.00
123.00	122.91	123.11	99484	19.99	24.99	132.82	31.60
123.83	123.73	123.93	99487	15.88	19.05	133.35	36.53
125.00	124.90	125.10	99490	10.00	14.00	137.16	36.53
125.00	124.89	125.09	99492	26.01	32.00	137.16	36.53
127.00	126.95	127.15	99857 *	17.48	22.23	137.16	36.53
127.00	126.95	127.15	99858 *	20.65	25.40	139.91	36.53
127.00	126.95	127.15	99498	17.48	22.23	137.16	36.50
127.00	126.95	127.15	99499	20.65	25.40	136.91	36.53
127.00	126.95	127.15	99501	13.72	17.30	137.16	36.53
130.00	129.97	130.17	99874 *	22.00	25.30	139.52	32.51
130.00	129.97	130.17	99491	22.00	25.30	139.52	32.51
130.00	129.80	130.00	99494	19.05	23.83	139.52	30.00
130.15	130.05	130.25	99513	20.65	25.40	139.70	31.75
133.35	133.25	133.45	99525	20.65	25.40	141.22	31.75
135.00	134.80	135.00	99533	20.50	25.40	145.67	31.75
136.53	136.43	136.63	99537	20.65	25.40	149.23	31.75
138.13	138.03	138.23	99548	38.10	42.88	146.05	47.63
139.00	138.99	139.19	99547	14.30	19.05	149.86	31.34
139.70	139.65	139.85	99859 *	20.65	25.40	150.82	31.75
139.75	139.65	139.85	99549	20.65	25.40	150.83	31.75
139.75	139.65	139.85	99550	13.16	17.91	150.83	31.75

★ Indicates Speedi-Sleeve Gold product

Speedi-Sleeve size listing - Metric (Cont.)

Shaft diameter	"A" Shaft diameter range		Stock number	"X"	"Y"	"D"	"Z"
	Minimum MM	Maximum MM		Width on shaft 0.8 MM	Overall width 0.8 MM	Flange diameter 1.6 MM	Installation depth MM
140.00	139.90	140.11	99552	20.50	25.40	151.00	31.75
142.88	142.77	142.98	99560	22.23	25.40	157.18	46.02
145.00	144.75	145.00	99571	19.05	22.23	154.94	46.02
145.54	145.44	145.64	99562	14.30	19.05	154.94	49.23
146.05	145.95	146.15	99575	20.65	25.40	156.97	44.45
149.23	149.12	149.33	99862 *	25.40	31.75	157.18	33.35
149.23	149.13	149.33	99587	25.40	31.75	157.18	33.35
150.00	149.75	150.00	99595	26.01	30.00	159.00	32.51
150.83	150.73	150.93	99596	25.40	28.58	161.93	47.63
152.37	152.27	152.47	99599	25.40	31.75	161.93	44.45
152.37	152.27	152.47	99601	12.70	19.05	161.54	44.45
154.00	153.87	154.13	99605	26.01	30.00	161.93	32.99
155.00	154.75	155.00	99606	26.01	30.00	167.01	32.99
157.56	157.43	157.69	99620	20.65	27.00	168.28	44.45
158.75	158.62	158.88	99625	26.19	31.75	168.28	44.45
160.00	159.74	160.00	99630	25.40	31.75	171.45	34.93
165.10	164.97	165.23	99650	25.40	31.75	177.80	34.93
170.00	169.75	170.01	99640	31.75	38.00	182.57	44.45
171.45	171.32	171.58	99675	20.65	27.00	180.98	44.45
175.00	174.75	175.01	99687	27.99	32.00	187.00	35.00
177.80	177.67	177.93	99864 *	25.40	31.75	189.87	42.88
177.80	177.67	177.93	99700	25.40	31.75	189.87	42.88
180.00	179.75	180.01	99721	32.99	38.00	190.50	44.50
184.00	183.99	184.25	99725	31.75	38.10	197.10	55.25
185.00	184.75	185.00	99726	32.00	38.00	197.10	54.99
189.20	189.07	189.33	99745	20.65	25.40	199.64	31.75
190.50	190.37	190.63	99750	20.65	25.40	200.03	31.75
196.85	196.72	196.98	99775	25.40	33.35	210.06	47.63
200.00	199.87	200.13	99787	34.52	38.10	212.73	44.45
201.63	201.50	201.76	99799	25.40	31.75	212.73	44.45
203.20	203.07	203.33	99800	25.40	31.75	212.73	44.45

Hydraulic/Pneumatic size listing

Rod	Bore	Width	Block	Block	Block	Back-up- Washers Vellumoid	Double lip rod		Wiper- Scrapers R	Type HM shaft seals R	
			Veas R	Veas D	Veas V		R	V			
.125	.313	.063 .094	711800	721578	721523	451486					
.188	.375	.063 .094	711801		721519						
		.438	.063 .125	711802							
	.500	.125								1850	
.196	.354	.109	700005*								
.250	.500	.063 .125	711803	721579*	721526						
		.188								2450	
.258	.449	.109	700036								
.278	.437	.125	700042*								
.313	.500	.094	700054								
		.563	.063 .125	711804		721512					
		.626	.156								3060
		.749	.250								3140
.375	.625	.063 .125	711805	721521	721502	451056					
		.438	.688	.063 .125	700101	721510	721527				
.500	.750	.063 .125	711806	721518	721513	451225					
		.781	.125	710932*							
		.802	.203					709001			
.563	.813	.063 .125	710696	721557	721569						
		.836	.188								4231
		.999	.250								4340
.625	.875	.063 .125	710212	721520	721503 712130	451081					
		.802	.203					709002	712120		
		.933	.188								6125
		.937	.188								6130
		1.000	.125								6152
		1.124	.250 .281								6225
		1.250	.250							504261	6323
1.375	.250								6370		
.650	.925	.115	710889*								

* Made-to-order. Contact SKF for availability.
See pages 51A- 56A for additional information.

Hydraulic/Pneumatic size listing - (cont.)

Rod	Bore	Width	Block	Block	Block	Back-up- Washers Vellumoid	Double lip rod wipers		Wiper- Scrapers R	Type HM shaft seals R
			Veas R	Veas D	Veas V		R	V		
.688	.938	.063 .125	711807		721570	451284				
	.990	.203					709003			
	.999	.188								6720
	1.124	.250								6759
	1.375	.250								6920
.750	1.000	.063 .125	711825	721516		451245				7410
	1.052	.203					709004			
	1.124	.156								7415
	1.250	.250 .281							504262	7464
	1.375	.250								7536
.813	1.063	.063 .125	711809	721506	721507	451246				
	1.250	.375								8019
.875	1.125	.063 .125	711810	721524	721514	451242				8620
	1.240	.219					709005			
	1.251	.188								8627
	1.255	.188								8632
	1.308	.250								8637
	1.312	.250								8645
	1.375	.188 .281							504263	8677
.938	1.188	.063 .125	711811			451032				
	1.250	.063 .156	711812*		721528	451285*				
	1.375	.250								9243
	1.499	.250								9298
1.000	1.250	.125	711080		721558					9815
	1.313	.063 .125 .156		701084	721529	451047				9818
	1.365	.219					709006	712121		
	1.375	.188								9820
	1.500	.188 .250 .281	712589						504264	9859
	1.516	.250								9900
	1.625	.250								9932
	1.781	.469								10034
	1.938	.250								10112
2.000	.250								10153	
1.063	1.375	.063 .156	711814							

Hydraulic/Pneumatic size listing - (cont.)

Rod	Bore	Width	Block	Block	Block	Back-up- Washers Vellumoid	Double lip rod wipers		Wiper- Scrapers R	Type HM shaft seals R
			Veas R	Veas D	Veas V		R	V		
1.125	1.375	.125								11050
	1.438	.063 .156 .203	711816	721508	721530	451286				11055
	1.490	.219					709007			
	1.499	.188								11060
	1.624	.250 .281							504265	11130
	1.781	.250								11161
1.188	1.500	.063 .156		711817	721531	451063				
	2.000	.250								11836
1.250	1.500	.125								12330
	1.563	.063 .156	710989		721532	451080				
	1.615	.219					709008			
	1.686	.188								12334
	1.752	.250 .281							504266	12369
	1.979	.250								12407
	1.938	.250								12437
	2.000	.250								12481
	2.125	.250								12565
1.313	1.625	.063								
		.156	711818		721559*					
	2.281	.350								13165
1.375	1.688	.063 .156		711826	721533	451094				
	1.740	.219					709009	712122		
	1.750	.197								13529
	1.874	.250 .281							504267	13548
	2.000	.250								13573
	2.437	.250								13796
1.438	1.750	.063 .156	711820		721571	451079				
	2.437	.250								14359
1.500	1.813	.156	711878							
	1.865	.219					709010			
	1.875	.063 .188 .250	711822		721556	451487				14810
	1.983	.188								14840
	2.000	.250 .281							504268	14857
	2.062	.210								14863
	2.250	.250								14960
	2.623	.250								15190

* Made-to-order. Contact SKF for availability.
See pages 51A- 56A for additional information.

Hydraulic/Pneumatic size listing - (cont.)

Rod	Bore	Width	Block	Block	Block	Back-up- Washers Vellumoid	Double lip rod wipers		Wiper- Scrapers R	Type HM shaft seals R
			Veas R	Veas D	Veas V		R	V		
1.625	1.990	.219					709011			
	2.000	.063 .188		711823	721515	451046				
	2.125	.281							504269	
	2.375	.250								16092
	2.502	.250								16270
	2.562	.250								16284
	2.623	.250								16322
	2.750	.250								16362
1.688	2.183	.313							509543	
1.750	2.115	.219					709012	712123		
	2.125	.063 .188		702011	721552	451264				
	2.250	.188 .281							504270	17240
	2.375	.250								17277
	2.437	.250								17310
	2.502	.250								17392
	2.561	.250								17415
	2.623	.250								17461
	3.000	.250								17702
1.875	2.250	.063				451249				
		.188	711824	721509	721560					
	2.375	.281							504271	
	2.502	.250								18558
	2.750	.250								18659
	2.965	.234								18772
	2.997	.250								18808
	3.000	.250								18823
2.000	2.365	.219					709014	712124		
	2.375	.063 .188		702028	721534	451037				
	2.502	.250 .281							504272	19754
	2.562	.227								19753
	2.623	.250 .281							504273	19763
	2.875	.250								19880
	2.997	.250								19965
	3.061	.250								20044
	3.623	.250								20148
	2.125	2.490	.219					709015		
2.500		.063 .188		710087	721535	451069				
2.750		.250								21059
2.875		.250								21101
3.000		.250								21159
3.189		.250								21265

Hydraulic/Pneumatic size listing - (cont.)

Rod	Bore	Width	Block	Block	Block	Back-up- Washers Vellumoid	Double lip rod wipers		Wiper- Scrapers R	Type HM shaft seals R
			Veas R	Veas D	Veas V		R	V		
2.250	2.625	.063	711856		721536	451078				22306
		.188								
	2.745	.281					709016			
	2.750	.281							504275	
	2.875	.250								22325
	2.997	.250								
2.375	2.750	.063	711828		721572					
		.188								
	2.875	.281								
	2.997	.250								23630
	3.000	.250								23640
2.500	2.875	.063	711829	750551	721566	451253				
		.188								
	2.938	.063				451248				
		.219								
	2.995	.281					709018	712125		
	3.000	.250							504277	24863
		.281								
	3.125	.250							505774	24875
2.563	3.000	.063		711831	721517	451268				
		.219								
	2.688	3.125	.063	711833		721573	451488			
			.219							
	2.750	3.188	.063	711832		721537	451290			
.219										
3.245		.281					709019			
3.250		.281							504279	
		.313								27225
3.500	.250								27271	
2.813	3.250	.063		711834	721538	451100				
		.219								
2.938	3.375	.063	711835			451489				
		.219								
3.000	3.438	.063		703023	721539	451265				
		.219								
	3.495	.281					709020	712126		
	3.500	.281							504281	
		.313								29840
	3.623	.250								29850
3.063	3.500	.063	711836			451291				
		.219								
										29863
	4.003	.250								29968

* Made-to-order. Contact SKF for availability.
See pages 51A- 56A for additional information.

Hydraulic/Pneumatic size listing - (cont.)

Rod	Bore	Width	Block	Block	Block	Back-up- Washers Vellumoid	Double lip rod wipers		Wiper- Scrapers R	Type HM shaft seals R
			Veas R	Veas D	Veas V		R	V		
3.250	3.625	.063 .188	711838		721540	451275				
	3.745	.281					709021			
	3.875	.328							504283	
	4.249	.250								32412
	4.501	.250								32510
3.313	3.750	.063 .219	711840			451490				
3.375	3.875	.063 .250	711839		721575	451273				
3.500	3.995	.281					709022	712542		
	4.000	.063 .250 .300		711841	721541	451065				34835
	4.125	.250 .328							504285	34848
	4.500	.250								34967
	4.750	.250								35042
3.750	4.245	.281					709023			
	4.250	.063 .250	711844*		721563*	451068				
	4.375	.250 .328							504287	37320
4.000	4.495	.281					709024	714884		
	4.500	.063 .250	704009		721542	451266				
	4.625	.328							504289	
	4.876	.250								39860
	4.999	.250								39961
4.250	4.745	.281					709025			
	4.750	.063 .250	711845		721564	451276				
	4.875	.328							504291	
	5.250	.250								42470
4.438	5.000	.281			712548					
4.500	4.995	.281					709026	712127		
	5.000	.063 .250		711857	721543	451352				
	5.125	.328							504293	
4.688	5.250	.063 .281	711846			451491				
4.938	5.500	.063 .281	711848							
5.000	5.495	.281					709029	712128		
	5.563	.063 .281								
	6.250	.250							50070	
5.125	5.750	.063 .313				451293				
5.250	5.745	.281					709030			
	6.250	.250							52475	

Hydraulic/Pneumatic size listing - (cont.)

Rod	Bore	Width	Block	Block	Block	Back-up- Washers Vellumoid	Double lip rod wipers		Wiper- Scrapers R	Type HM shaft seals R
			Veas R	Veas D	Veas V		R	V		
5.375	6.000	.063 .313		711850	721545					
5.500	5.995	.281					709031	712129		
	6.125	.063 .313		711851*		451495				
	6.127	.359							504297	
6.000	6.495	.281					709034			
	7.000	.359								
	7.500	.250								60075
6.375	7.000	.063 .313		711852	721547	451066				
7.375	8.000	.063 .313		711853	721548	451096				
9.313	1.000	.063 .344			712552	451033				
11.000	12.000	.500			721547*					
11.250	12.000	.063 .375	711566*							
13.000	14.000	.063 .500		711854		451300				
19.062	2.000	.469	714222*							

Metric wiper scrapers

Rod	Bore	Width	Wiper- Scrapers
17	27	7.14	527345
30	42	7.14	525327
40	52	7.14	523171
50	65	7.14	522374
56	69	7.14	527664
60	75	7.14	522281
90	110	8.33	522353

* Made-to-order. Contact SKF for availability.
See pages 51A- 56A for additional information.

Numerical — complete index

Stock no.	Shaft	Bore	Width of seal	Type and style	Lip code	Stock no.	Shaft	Bore	Width of seal	Type and style	Lip code
101	2.900		.450	KIT	P	654	2.563	3.625	.313	FELT	F
	HALF SEAL					662	2.688	3.500	.219	FELT	F
103	3.060		.213	KIT	R	663	2.906	3.813	.313	FELT	F
	HALF SEAL, CCW HELIX					★668	2.188	3.500	.250	FELT	F
★140	2.875		.205	KIT	R	671	.938	1.500	.375	FELT	F
	HALF SEAL, CCW HELIX					682	3.000		.500	SPLIT	F
144	1.937	2.650	.360	KIT	#	★692	2.625		.185	SPLIT	F
	HALF SEAL					900	3.750	4.500	.688	†KIT	P
162	3.625	4.876	.438	KIT	#		SPEEDI-SLEEVE & SEAL KIT				
						901	.859	1.438	.250	KIT	R
187	2.450		.375	KIT	S		SPEEDI-SLEEVE & SEAL KIT				
	HALF SEAL					1200	4.688	5.751	.625	KIT	S
★192	2.645		.386	KIT	V		SEE KIT SECTION				
	HALF SEAL, CCW HELIX					1201	4.688	5.755	.750	KIT	PP
194	2.470		.217	KIT	P		SEE KIT SECTION				
	HALF SEAL					★1202	1.175	1.828	.375	†KIT	P
198	3.500		.206	KIT	R		SEE KIT SECTION				
	HALF SEAL					★1206	3.868	5.376	.844	KIT	R
199	2.430		.375	KIT	S		SEE KIT SECTION				
	W/CCW HELIX FROM AIR SIDE					1211	4.766	6.310	1.188	KIT	R
★200	2.450		.223	KIT	R		SEE KIT SECTION				
	HALF SEAL					1212	4.766	6.500	1.063	KIT	R
201	3.175		.215	KIT	R		SEE KIT SECTION				
	HALF SEAL					1213	4.766	6.998	1.188	KIT	R
204	3.375		.213	KIT	R		SEE KIT SECTION				
205	3.675		.216	KIT	R	1214	3.875	5.501	.550	KIT	R
	SEE KIT SECTION						SEE KIT SECTION				
★206	2.650		.213	KIT	R	1215	4.766	6.310	1.359	KIT	R
	HALF SEAL						SEE KIT SECTION				
★207	2.900		.216	KIT	R	★1219	3.938	5.501	.550	KIT	R
	SEE KIT SECTION						SEE KIT SECTION				
208	2.630		.215	KIT	R	1240	3.010		.953	J1-KIT	R
	HALF SEAL						SEE TYPE J SECTION (CRW LIP)				
★209	2.875		.218	KIT	R	1243	2.875	3.751	.625	KIT	P
	HALF SEAL						SEE KIT SECTION				
210	6.000	6.750	.500	KIT	V	1244	2.375	3.428	1.000	KIT	P
	SEE KIT SECTION						SEE KIT SECTION				
211	3.785		.217	KIT	R	1245	2.375	4.938	1.000	KIT	P
	HALF SEAL						SEE KIT SECTION				
212	2.700		.313	KIT	R	★1303	2.343	3.350	.625	KIT	V
	HALF SEAL, HELIX-CCW						SEE KIT SECTION				
★213	2.900		.315	KIT	R	1306	3.125	4.626	.750	KIT	R
	SEE KIT SECTION HELIX-CCW						SEE KIT SECTION				
214	2.975		.314	KIT	R	1307	3.438	4.758	.750	KIT	R
	HALF SEAL						SEE KIT SECTION				
216	2.690		.380	KIT	S	1308	3.875	5.693	.968	KIT	R
	HALF SEAL						SEE KIT SECTION				
218	5.000	6.126	.813	†KIT	V	1321	3.938	5.373	.500	†KIT	R
	SEE KIT SECTION						SEE KIT SECTION				
★229	2.750		.310	KIT	R	1322	4.000	5.505	.750	†KIT	R
	HALF SEAL						SEE KIT SECTION				
285	3.000	3.600	.322	KIT	V	1330	9.875	12.000	.750	KIT	R
	HALF SEAL						SEE KIT SECTION				
287	2.761		.227	KIT	V	□1574	4.00	12.00	6.00	HMS46	R
	HALF SEAL					1725	3.250	4.364		KIT	P
295	2.625			KIT	V		SEE KIT SECTION				
	W/CCW HELIX FROM AIR SIDE					▲1850	.188	.500	.125	HM1	R
515	2.188	3.063	.250	FELT	F	▲□1960	5.00	16.00	6.00	HMS4	R
528	2.563	3.531	.344	FELT	F	□1972	5.00	15.00	6.00	HMS47	R
573	1.938	3.000	.375	FELT	F	□1975	5.00	19.00	5.00	HMS46	R
★584	2.000	3.125	.375	FELT	F	□1976	5.00	22.00	8.00	HMS46	R
596	2.000	3.125	.500	FELT	F	□2340	6.00	12.00	2.00	HM3	R
633	4.125	5.750	.438	FELT	F	▲□2355	6.00	16.00	5.00	HMS4	R
★645	2.281	3.500	.313	FELT	F	□2357	6.00	16.00	7.00	HMS4	V
653	4.688	6.000	.375	FELT	F						

Numerical — complete index

Stock no.	Shaft	Bore	Width of seal	Type and style	Lip code	Stock no.	Shaft	Bore	Width of seal	Type and style	Lip code
□ 2359	6.00	16.00	7.00	HMSA7	V	▲ 3687	.375	.749	.250	CRW1	R
	W/STAINLESS STEEL SPRING					3688	.375	.749	.250	†CRW1	V
□ 2360	6.00	16.00	7.00	HMS4	R	3689	.375	.749	.250	CRW5	R
□ 2362	6.00	16.00	6.00	HMS43	V		W/SS CASE & SPRING				
□ 2365	6.00	19.00	6.00	HMS47	R	▲ 3719	.375	.836	.188	†CRW1	P
□ 2380	6.00	22.00	7.00	HMS4	R	▲ 3725	.375	.875	.250	†CRW1	R
▲ 2450	.250	.499	.188	HM14	R	▲ 3727	.375	.875	.250	HM14	R
2452	.250	.499	.188	HMA14	V	▲ 3751	.375	.999	.250	CRW1	R
▲ 2470	.250	.562	.188	†HM14	R	3752	.375	.999	.250	†CRW1	V
▲ 2490	.250	.626	.250	HM14	R	▲ 3806	.375	1.124	.250	CRW1	R
2513	.250	.749	.250	CRW1	V	3807	.375	1.124	.375	†CRW5	V
	W/SS CASE & SPRING					□ 3930	10.00	14.00	3.00	HM4	R
2514	.250	.749	.250	†CRW1	R	□ 3936	10.00	20.00	6.00	HMSA7	R
	W/SS CASE & SPRING					□ 3937	10.00	20.00	6.00	HMS4	R
▲ 2560	.250	.749	.188	HM14	R	□ 3938	10.00	19.00	7.00	HMSA7	R
□ 2759	7.00	16.00	7.00	HMSA7	R	□ 3939	10.00	20.00	7.00	HMSA7	R
▲ □ 2760	7.00	16.00	7.00	HMS4	R	▲ □ 3940	10.00	19.00	7.00	HMS4	R
□ 2765	7.00	16.00	7.00	HMSA7	V	□ 3941	10.00	16.00	4.00	HM102	R
	W/STAINLESS STEEL SPRING					□ 3942	10.00	22.00	7.00	HMS4	V
▲ □ 2770	7.00	20.00	7.00	HMS4	R	▲ □ 3945	10.00	22.00	7.00	HMS4	R
□ 2772	7.00	20.00	7.00	HMSA7	R	□ 3947	10.00	22.00	7.00	HMSA7	V
□ 2780	7.00	22.00	7.00	HMS4	R	▲ □ 3950	10.00	24.00	7.00	HMS4	R
□ 3030	8.00	12.00	3.00	HM4	R	□ 3952	10.00	25.00	7.00	HMSA7	R
□ 3036	8.00	14.00	4.00	HMS1	R	□ 3953	10.00	22.00	7.00	HMSA7	R
3044	.313	.500	.125	HM4	R	▲ □ 3960	10.00	26.00	7.00	HMS4	R
3050	.313	.626	.203	†HM1	R	□ 3967	10.00	28.00	7.00	HMS47	R
▲ 3060	.313	.626	.156	†HM14	R	□ 3970	10.00	18.00	6.00	HMS4	R
3061	.313	.626	.156	HM14	V	□ 3972	10.00	30.00	10.00	HMS4	R
▲ □ 3077	8.00	18.00	5.00	HMSA7	R	□ 3973	10.00	28.00	8.00	HMS4	R
□ 3078	8.00	18.00	5.00	HMS4	R	□ 3975	10.00	30.00	7.00	HMS4	R
3080	.313	.633	.141	HM14	R	□ 3976	10.00	26.00	7.00	HMSA7	R
3086	.313	.862	.250	HM14	R	□ 3983	10.00	20.00	7.00	HMS4	R
□ 3088	8.00	22.00	7.00	HMS4	V	□ 3986	10.00	40.00	7.00	HMS4	R
□ 3092	8.00	22.00	7.00	HMSA7	V	□ 3992	10.00	40.00	7.00	HMSA7	R
	W/STAINLESS STEEL SPRING					▲ 4010	.404	.620	.188	HM14	R
▲ 3094	.313	.686	.313	CRWA5	R	4012	.404	.862	.250	HM14	R
▲ 3101	.313	.749	.250	CRWA5	R	4100	.425	.875	.313	CRWH3	R
3103	.313	.749	.250	CRWA5	V	▲ 4231	.438	.836	.188	HM14	R
▲ 3140	.313	.749	.250	HM14	R	4247	.438	.875	.313	†HMS1	D
3141	.313	.750	.250	HM3	R		W/SS CASE & SPRING				
▲ □ 3145	8.00	16.00	7.00	HMS4	R	4249	.438	.875	.250	†CRW1	P
□ 3149	8.00	22.00	7.00	HMSA7	R	▲ 4251	.438	.875	.250	CRW1	R
▲ □ 3150	8.00	22.00	7.00	HMS4	R	4256	.438	.879	.180	HM8	R
□ 3155	8.00	24.00	7.00	HMS4	R	4260	.438	.875	.250	CRWA6	R
□ 3158	8.00	20.00	8.00	HMS46	R	4261	.438	.875	.375	CRWA1	R
□ 3161	8.00	22.00	8.00	HMS45	R	4262	.438	.875	.375	†CRWA1	V
▲ 3171	.313	.999	.313	CRWA5	R	□ 4327	11.00	17.00	4.00	HMS4	R
□ 3177	8.00	18.00	7.00	HMSA7	R	□ 4335	11.00	22.00	7.00	HMS4	R
3230	.313	1.250	.375	P1	L	□ 4338	11.00	22.00	6.00	HMSA7	V
□ 3526	9.00	13.00	3.00	HM4	R	▲ 4340	.438	.999	.250	HM14	R
▲ □ 3540	9.00	22.00	7.00	HMS4	R	□ 4345	11.00	26.00	7.00	HMS4	R
□ 3541	9.00	17.00	4.50	CRS11	R	▲ □ 4348	11.00	30.00	7.00	HMS4	R
□ 3542	9.00	22.00	7.00	HMS4	V	▲ 4355	.438	.999	.375	†CRW1	R
□ 3543	9.00	18.00	7.00	HMSA7	R	4356	.438	.999	.250	†CRW1	V
□ 3544	9.00	19.00	5.00	CRS13	R	▲ 4390	.438	1.124	.250	†CRW1	R
□ 3545	9.00	22.00	7.00	HMSA7	V	4623	.469	.836	.188	HM14	P
	W/STAINLESS STEEL SPRING					▲ 4628	.469	.875	.219	HM14	R
□ 3550	9.00	24.00	7.00	HMS4	R	▲ 4641	.469	.999	.313	†P2	R
□ 3560	9.00	26.00	7.00	HMS4	R	□ 4688	12.00	18.00	3.00	HM4	R
▲ 3621	.375	.563	.094	HM3	R	□ 4690	12.00	19.00	3.00	HM4	R
3626	.370	.606	.310	HMSA76	R	□ 4692	12.00	18.00	3.00	HMS4	R
3632	.375	.628	.197	HMA10	P	□ 4694	12.00	18.00	3.00	HMSA7	R
▲ 3645	.375	.687	.156	†HM14	R	□ 4695	12.00	16.00	3.00	HM4	R
3680	.375	.750	.250	†CRWA1	R	▲ □ 4701	12.00	20.00	5.00	HMS4	R
▲ 3683	.375	.749	.250	HM14	R	▲ □ 4702	12.00	19.00	5.00	HMS4	R

*Contact manufacturer for availability
 Bold numbers are preferred designs

□ Metric numbers

† Includes Bore-Tite on O.D.
 ▲ WasteWatcher numbers

Numerical — complete index

Stock no.	Shaft	Bore	Width of seal	Type and style	Lip code	Stock no.	Shaft	Bore	Width of seal	Type and style	Lip code
□4707	12.00	22.00	7.00	HMSA7	R	4980	.500	.999	.250	†CRW1	V
□4709	12.00	22.00	7.00	†CRW1	V	W/STAINLESS STEEL SPRING					
□4710	12.00	22.00	7.00	†CRW1	R	4982	.500	.999	.250	†CRWA1	P
▲□4711	12.00	22.00	7.00	HMS4	R	▲ 4984	.500	.999	.250	†CRW1	R
▲□4715	12.00	24.00	7.00	HMS4	R	4985	.500	.999	.250	†CRWA1	R
□4717	12.00	22.00	7.00	HMSA7	V	4990	.500	.999	.250	†HM14	R
▲□4718	12.00	25.00	4.50	HMS4	R	4991	.500	.999	.250	†CRWA5	V
□4719	12.00	22.00	4.00	HM4	R	W/STAINLESS STEEL SPRING					
□4720	12.00	25.00	7.00	†CRW1	R	4996	.500	.999	.313	†CRWA5	R
□4721	12.00	25.00	7.00	HMS4	R	5008	.500	1.010	.204	HMSA7	V
□4723	12.00	18.00	4.50	CRSA11	R	5045	.500	1.124	.250	†CRW1	P
□4725	12.00	20.00	5.00	CRSA1	R	5046	.500	1.124	.313	†CRW1	P
□4729	12.00	22.00	6.00	HMSA7P2	R	5062	.500	1.124	.250	†CRWA1	R
▲□4730	12.00	26.00	7.00	†CRW1	R	5066	.500	1.124	.250	†CRW1	V
□4731	12.00	22.00	8.00	CRSH11	R	5067	.500	1.124	.250	†CRWA1	V
□4738	12.00	24.00	6.00	HMSA7P2	R	▲ 5068	.500	1.124	.250	†CRW1	R
□4741	12.00	25.00	8.00	HMS45	R	5069	.500	1.124	.250	†CRWA5	R
□4743	12.00	26.00	8.00	HMS4	R	5072	.500	1.124	.250	†CRWA5	V
□4750	12.00	28.00	7.00	†CRW1	R	▲ 5085	.500	1.124	.250	†HM14	R
□4751	12.00	28.00	7.00	†CRW1	P	□5119	13.00	22.00	5.00	CRS11	R
▲□4752	12.00	28.00	7.00	HMS4	R	□5120	13.00	20.00	4.00	CRS11	R
□4753	12.00	32.00	5.00	CRS11	R	□5123	13.00	25.00	5.00	HMS46	R
□4754	12.00	32.00	7.00	HMSA7	R	5131	.500	1.249	.188	CRWH3	R
□4755	12.00	28.00	7.00	HMS4	V	W/SS CASE & SPRING					
□4756	12.00	32.00	10.00	HMS46	R	▲ 5133	.500	1.250	.250	†CRW1	R
□4757	12.00	28.00	7.00	HMSA7	V	□5142	13.00	30.00	8.00	HMS4	R
W/STAINLESS STEEL SPRING						▲ 5150	.500	1.375	.250	†CRW1	R
□4759	12.00	30.00	10.00	HMS46	R	5151	.500	1.375	.250	†CRW1	V
□4761	12.00	35.00	10.00	HMS47	R	▲□5221	13.00	26.00	7.00	HMS4	R
□4763	12.00	30.00	7.00	HMS4	R	□5250	13.00	28.00	7.00	CRS1	R
□4765	12.00	30.00	7.00	HMS4	V	▲□5254	13.00	28.00	7.00	HMS4	R
□4767	12.00	30.00	7.00	HMSA7	V	□5285	13.00	30.00	7.00	HMSA7	R
W/STAINLESS STEEL SPRING						5321	.531	.999	.250	†CRWA1	S
□4768	12.00	30.00	7.00	HMSA7	R	5334	.531	1.124	.313	CRSA1	R
□4770	12.00	32.00	7.00	†CRW1	R	5385	.546	.875	.250	CRW1	P
□4771	12.00	32.00	7.00	†CRW1	V	□5398	14.00	26.00	7.00	†CRW1	V
▲□4772	12.00	32.00	7.00	HMS4	R	▲ 5399	.551	1.124	.203	†HM21	R
□4773	12.00	24.00	7.00	HMSA7	R	□5402	14.00	20.00	3.00	HM4	R
□4776	12.00	28.00	7.00	HMSA7	R	□5405	14.00	22.00	3.00	HM4	R
□4777	12.00	25.00	5.00	HMSA7	R	□5410	14.00	24.00	6.00	HMSA7	R
□4790	12.00	35.00	7.00	†CRW1	R	▲□5412	14.00	24.00	7.00	HMS4	R
4909	.500	.688	.170	HMS1	R	□5413	14.00	25.00	7.00	HMSA7	P
P.F. WIDTH .100						▲□5414	14.00	25.00	5.00	HMS4	R
▲4911	.500	.688	.094	HM3	R	□5421	14.00	24.00	7.00	HMSA7	R
▲4912	.500	.750	.125	†HM14	R	5425	.561	1.000	.254	HMSA7	P
▲4913	.500	.749	.125	HMS1	R	□5439	14.00	28.00	6.00	HMS4	R
O.A. WIDTH .156						□*5440	14.00	28.00	7.00	†CRW1	R
▲4914	.500	.820	.156	†HM14	R	▲□5441	14.00	28.00	7.00	HMS4	R
▲4923	.500	.843	.250	†HM14	R	□5449	14.00	30.00	7.00	HMSA7	R
4925	.500	.875	.125	HM14	R	▲□5452	14.00	30.00	7.00	HMS4	R
▲4931	.500	.875	.250	†CRW1	R	□5454	14.00	30.00	7.00	HMS4	V
4932	.500	.875	.250	†CRW1	V	□5456	14.00	30.00	7.00	HMSA7	V
4933	.500	.875	.250	†CRWA1	V	W/STAINLESS STEEL SPRING					
4935	.500	.875	.250	†CRWA1	V	□5480	14.00	35.00	7.00	†CRW1	R
W/SS CASE & SPRING						▲□5481	14.00	35.00	7.00	HMS4	R
4936	.500	.875	.250	†CRW1	D	5500	.563	.750	.094	HM3	R
▲4938	.500	.875	.250	HM14	R	5507	.551	1.024	.787	HMSASPL	P
4939	.500	.875	.313	†CRWA1	R	▲5510	.563	.813	.126	HMS1	R
4940	.500	.875	.313	†CRWA5	R	□5521	14.00	26.00	7.00	HMS46	R
4941	.500	.875	.313	†CRWA5	V	▲ 5522	.563	.875	.188	†HM14	R
▲4943	.500	.987	.250	†CRW1	R	5523	.563	.875	.188	†CRW1	D
4944	.500	.987	.250	HMS1	R	□5528	14.00	30.00	10.00	HMS45	R
W/STAINLESS STEEL SPRING						□5529	14.00	30.00	10.00	CRSH13	R
▲4950	.500	.999	.188	†HM14	R	□5532	14.00	32.00	10.00	HMS46	R
						□5533	14.00	35.00	10.00	HMS46	R

Numerical — complete index

Stock no.	Shaft	Bore	Width of seal	Type and style	Lip code	Stock no.	Shaft	Bore	Width of seal	Type and style	Lip code
□ 5535	14.00	22.00	4.00	HMS4	R	□ 5969	15.00	32.00	9.00	HMS4	R
□ 5538	14.00	22.00	4.00	HMSA7	R	6103	.591	1.102	.591	HMS15	V
▲ 5541	.563	.999	.256	†CRW1	R	P.F. WIDTH .236 (6MM)					
5542	.563	.999	.250	†CRW1	V	▲ 6105	.625	.812	.094	HM3	R
5543	.563	.999	.250	†CRW1	R	6106	.625	.813	.094	HM3	V
W/SS CASE & SPRING						6113	.630	.827	.157	HMA1	R
5553	.551	.945	.394	D8-SPL	P	6119	.625	.875	.188	HMSA1	R
▲ 5569	.563	.999	.219	†HM14	R	P.F. WIDTH .125					
5605	.554	.999	.250	†CRW1	R	▲ 6120	.625	.875	.188	HMS1	R
W/SS CASE & SPRING						P.F. WIDTH .125					
5606	.563	.999	.250	†CRWA1	R	▲ 6125	.625	.933	.188	†HM14	R
5650	.563	1.124	.250	†CRW1	V	6126	.625	.933	.188	†HM14	V
▲ 5652	.563	1.124	.250	†CRW1	R	▲ 6130	.625	.937	.188	†HM14	R
5662	.563	1.124	.250	†CRWA1	R	6134	.625	.987	.250	†CRW1	R
▲ 5685	.563	1.124	.250	HM14	R	W/STAINLESS STEEL SPRING					
▲ 5707	.563	1.250	.250	†CRW1	R	6139	.625	.999	.250	†CRWA1	V
▲ 5756	.563	1.375	.250	†CRW1	R	W/STAINLESS STEEL SPRING					
□ 5782	15.00	21.00	3.00	HM4	R	6141	.625	.999	.250	†CRWA1	R
□ 5786	15.00	23.00	3.00	HM4	R	▲ 6143	.625	.999	.250	†CRW1	R
▲ □ 5790	15.00	24.00	5.00	HMS4	R	▲ 6147	.625	.999	.250	HMSA11	R
□ 5791	15.00	24.00	5.00	HMSA7	R	W/SS CASE & SPRING					
□ 5801	15.00	25.00	5.00	HMS4	V	6151	.625	.999	.250	†CRWA5	R
□ 5802	15.00	24.00	7.00	HMSA7	R	▲ 6152	.625	1.000	.125	†HM14	P
□ 5803	15.00	25.00	7.00	†CRW1	P	6157	.625	1.063	.250	†CRW1	R
□ 5804	15.00	25.00	5.00	HMA10	R	▲ 6158	.625	1.063	.250	†HM14	R
▲ □ 5806	15.00	26.00	7.00	HMS4	R	6184	.625	1.124	.375	†CRWHA5	R
□ 5807	15.00	26.00	7.00	HMSA7	R	W/SS CASE & SPRING					
▲ □ 5808	15.00	25.00	5.00	HMS4	R	6191	.625	1.124	.250	†CRW5	R
□ 5809	15.00	25.00	5.00	HMSA7	R	▲ 6203	.625	1.124	.250	†CRW1	R
▲ □ 5810	15.00	28.00	7.00	†CRW1	R	6204	.625	1.124	.250	†CRWA1	R
□ 5816	15.00	26.00	6.00	HMS4	R	6213	.625	1.124	.250	†CRW1	V
□ 5817	15.00	26.00	6.00	HMSA7	R	6215	.625	1.124	.250	†CRWA1	V
▲ □ 5821	15.00	30.00	7.00	HMS4	R	▲ 6225	.625	1.124	.250	†HM14	R
□ 5830	15.00	32.00	7.00	†CRW1	R	▲ 6229	.625	1.124	.375	†CRWA5	R
▲ □ 5831	15.00	32.00	7.00	HMS4	R	6231	.625	1.124	.374	†CRWA5	V
□ 5832	15.00	32.00	7.00	†CRW1	V	▲ 6232	.625	1.126	.250	†CRW5	R
□ 5835	15.00	32.00	7.00	HMS4	V	W/SS CASE & SPRING					
□ 5836	15.00	32.00	8.00	HMSA7	R	6243	.624	1.131	.188	†HM14	R
□ 5837	15.00	32.00	7.00	HMSA7	R	▲ 6247	.625	1.181	.250	†CRWA1	R
□ 5839	15.00	32.00	7.00	HMSA7	V	6248	.625	1.181	.256	†CRWA1	V
W/STAINLESS STEEL SPRING						▲ 6280	.625	1.250	.313	CRWA5	R
□ 5840	15.00	35.00	7.00	†CRW1	R	W/SS CASE & SPRING					
□ 5841	15.00	35.00	7.00	†CRW1	P	6285	.625	1.250	.313	CRWA5	V
▲ □ 5842	15.00	35.00	7.00	HMS4	R	W/SS CASE & SPRING					
□ 5845	15.00	35.00	7.00	HMSA7	R	□ 6287	16.00	24.00	5.00	HMSA7	R
□ 5847	15.00	35.00	7.00	HMSA7	V	6293	.630	1.024	.250	HMSA7	P
□ 5848	15.00	35.00	7.00	HMS4	V	6295	.630	1.757	.554	HM-SPL	R
W/STAINLESS STEEL SPRING						□ 6302	16.00	24.00	4.00	HM102	R
▲ □ 5883	15.00	40.00	10.00	HMS4	R	6309	.625	1.250	.250	†CRW1	V
□ 5890	15.00	28.00	7.00	HMS4	R	▲ 6315	.625	1.250	.250	†CRW1	R
□ 5902	15.00	30.00	10.00	HMSA7	R	6316	.625	1.250	.250	†CRWA1	R
5904	.591	.827	.197	HMSA7	P	▲ 6323	.625	1.250	.250	†HM14	R
□ 5912	15.00	24.00	7.00	HMS4	R	▲ 6330	.625	1.259	.250	†HM14	R
□ 5919	15.00	26.00	4.50	HM102	R	□ 6340	16.00	35.00	10.00	HMS46	R
□ ★ 5922	15.00	28.00	7.00	HMS4	R	□ 6342	16.00	40.00	10.00	HMS47	R
□ 5923	15.00	30.00	10.00	HMS4	R	□ 6345	16.00	30.00	10.00	HMS47	R
□ 5924	15.00	30.00	4.50	HMS47	R	6367	.625	1.375	.250	CRWH3	R
▲ 5926	.594	1.124	.313	†CRW1	R	W/SS CASE & SPRING					
□ 5940	15.00	30.00	7.00	HMSA7	R	▲ 6370	.625	1.375	.250	†HM14	R
□ 5942	15.00	32.00	10.00	HMS47	R	6371	.625	1.375	.250	†CRW5	P
▲ 5946	.594	1.124	.250	†HM14	R	▲ 6372	.625	1.375	.250	†CRW1	R
5950	.594	1.250	.313	CRSA1	R	6373	.625	1.375	.250	†CRWA1	R
□ 5951	15.00	35.00	10.00	HMS4	R	6379	.625	1.375	.250	†CRW1	V
□ 5964	15.00	42.00	10.00	HMS47	R	6383	.625	1.375	.250	†CRWA1	V
▲ 5966	.594	1.375	.313	†CRSA1	R	▲ 6386	.625	1.499	.250	†CRW1	R

★ Contact manufacturer for availability
Bold numbers are preferred designs

□ Metric numbers

† Includes Bore-Tite on O.D.
 ▲ WasteWatcher numbers

Numerical — complete index

Stock no.	Shaft	Bore	Width of seal	Type and style	Lip code	Stock no.	Shaft	Bore	Width of seal	Type and style	Lip code
□10947	28.00	40.00	8.00	HMSA7	R	11171	1.125	1.828	.250	†CRWA1	R
□10948	28.00	40.00	7.00	HMSA7	R	11172	1.125	1.828	.250	†CRW1	V
□★10951	28.00	40.00	8.00	HMS4	R	11175	1.125	1.828	.250	†CRWA1	V
□10952	28.00	42.00	10.00	HMSA7	R	11180	1.125	1.781	.406	†HMSA7	R
10956	1.102	1.913	.315	HMS	P	▲11191	1.125	1.828	.250	HM21	R
	W/CW HELIX FROM AIR SIDE					11194	1.125	1.781	.469	HM18	R
□10957	28.00	47.00	7.00	†CRW1	V		CLEARANCE D .265				
□10958	28.00	47.00	8.00	†CRW1	R	▲11197	1.125	1.852	.313	†CRWH1	R
▲□10959	28.00	47.00	7.00	HMS4	R	11200	1.125	1.852	.313	†CRWHA1	R
□10961	28.00	47.00	7.00	HMSA7	R	11207	1.125	1.874	.250	†CRW1	V
□10964	28.00	48.00	8.00	HMSA7	R	11208	1.125	1.874	.250	†CRWA1	V
10966	1.102	1.890	.550	D3	P	▲11209	1.125	1.874	.250	†CRW1	R
□10967	28.00	48.00	11.00	HMS4	R	11223	1.125	1.874	.250	†CRWA1	R
□10969	28.00	47.00	10.00	HMS4	R	▲11269	1.125	1.938	.343	HM14	R
▲□10973	28.00	52.00	7.00	HMS4	R		CLEARANCE D .352				
□10974	28.00	52.00	7.00	HMS4	V	▲11284	1.125	1.938	.625	HD2	R
□10975	28.00	52.00	8.00	†CRW1	R		CLEARANCE D .415				
□10976	28.00	52.00	10.00	HMSA7	R	▲11299	1.125	1.983	.250	†CRW1	R
□10977	28.00	52.00	7.00	HMSA7	V	▲11334	1.125	2.000	.250	†HM21	R
□10979	28.00	52.00	10.00	HMS4	R	▲11340	1.125	2.000	.256	†CRW1	R
10983	1.102	2.087	.378	HMSA96S	P	11343	1.125	2.000	.375	†CRWA1	R
□10984	28.00	38.00	8.00	HMS4	R	11344	1.125	2.000	.250	†CRW1	V
□10988	28.00	38.00	8.00	HMSA7	R	▲11352	1.125	2.047	.250	†HM21	R
11000	1.100	2.205	.394	HMSA7	P	▲11353	1.125	2.047	.313	†CRWA1	R
□11020	28.00	35.00	6.00	HM102	R	▲11366	1.125	2.062	.313	†CRW1	R
□11026	28.00	40.00	10.00	CRS13	R	11368	1.125	2.062	.250	†CRWA1	V
□11031	28.00	43.00	10.00	HMS4	R	▲11372	1.125	2.125	.313	†CRW1	R
□11036	28.00	47.00	10.00	CRSA11	R	11377	1.125	2.125	.375	†KIT	R
□11041	28.00	47.00	5.00	HMS46	R	▲11378	1.125	2.250	.250	†CRW1	R
□11043	28.00	50.00	10.00	HMS47	R	▲11392	1.125	2.441	.250	†CRW1	R
▲11050	1.125	1.375	.125	HM14	R	11405	1.125	2.835	.375	†CRSA1	R
11052	1.125	1.375	.125	†HM14	V	□11407	29.00	37.44	5.00	HMS4	R
□11054	28.00	62.00	12.00	CRSH1	R	11410	1.125	2.875	.469	†CRSH1	R
▲11055	1.125	1.438	.203	†HM14	R	11417	1.142	1.614	.236	HMSA7	P
▲11060	1.125	1.499	.188	†HM14	R		W/CW HELIX FROM AIR SIDE				
▲11061	1.125	1.499	.188	CRW1	R	□11420	29.00	43.00	7.00	HMS47	R
11065	1.125	1.562	.188	HM8	R	□11421	29.00	47.00	10.00	CRSH11	R
11066	1.125	1.561	.250	†CRW1	P	11422	1.142	1.693	.315	HMSA7	P
▲11067	1.125	1.561	.250	†CRW1	R		W/CCW HELIX FROM AIR SIDE				
11071	1.125	1.561	.250	†CRW1	V	□11423	29.00	50.00	10.00	CRSH11	R
11076	1.102	1.969	.315	HMSA7	P	□11424	29.00	52.00	10.00	CRSH11	R
▲11081	1.125	1.562	.250	HM14	R	11429	1.142	1.772	.315	HMSA7	R
11082	1.125	1.565	.250	†CRW1	R		W/CCW HELIX FROM AIR SIDE				
▲11086	1.126	1.575	.236	†CRWA1	R	□11507	30.00	40.00	4.00	HMS4	R
11096	1.250	1.625	.188	HM14	R	□11510	30.00	40.00	4.00	HMSA7	R
11111	1.125	1.624	.250	†CRW1	P	11512	1.156	1.686	.313	CRWA6	V
11122	1.122	1.624	.236	HMSA7	P		W/STAINLESS STEEL SPRING				
	W/CW HELIX FROM AIR SIDE					11513	1.156	1.686	.312	CRWA6	R
▲11123	1.125	1.624	.250	†CRW1	R	▲11514	1.156	1.752	.250	†CRWA1	R
11124	1.125	1.624	.256	†CRWA1	R	▲11518	1.156	1.686	.250	†CRWA1	R
▲11130	1.125	1.624	.250	†HM21	R	▲11524	1.156	1.874	.250	†CRW1	R
11133	1.125	1.624	.250	†CRW1	V	11536	1.156	1.875	.375	CRWA1	R
11134	1.125	1.624	.256	†CRWA1	V		W/SS CASE & SPRING				
11136	1.125	1.693	.256	HMSA1	R	11544	1.156	2.000	.250	†CRW1	R
▲11138	1.125	1.752	.250	†CRW1	R	▲11545	1.156	2.000	.250	†CRWA1	R
11139	1.125	1.626	.250	†CRWA5	V	11550	1.156	2.000	.250	†CRW1	V
11143	1.125	1.630	.313	HMS4N	R	▲11553	1.175	2.031	.500	†CRW1	R
11144	1.125	1.752	.250	†CRW1	V	▲11557	1.156	2.062	.313	†CRW1	R
▲11150	1.125	1.750	.250	†HM14	R	▲11566	1.156	2.125	.438	†CRSH1	R
11152	1.398	1.950	.276	HMSA7	R	▲11585	1.188	1.875	.375	†CRW1	R
	W/CW HELIX FROM AIR SIDE					□11586	30.00	44.00	7.00	HMSA7	R
▲11161	1.125	1.781	.250	†HM21	R	11589	1.181	1.772	.276	HMSA7	P
▲11164	1.125	1.781	.469	HM18	R	□11591	30.00	45.00	5.00	HMSA7	R
	CLEARANCE D .265					□11592	30.00	45.00	8.00	HMSA7	R
▲11170	1.125	1.828	.250	†CRW1	R	□11594	30.00	37.00	4.00	HM4	R

Numerical — complete index

Stock no.	Shaft	Bore	Width of seal	Type and style	Lip code	Stock no.	Shaft	Bore	Width of seal	Type and style	Lip code
□11595	30.00	37.00	4.00	HMS4	R	□11666	30.00	62.00	7.00	†CRW1	V
□11596	30.00	37.00	4.00	HMSA7	R	□11667	30.00	62.00	10.00	HMS4	R
□11597	30.00	40.00	4.00	HM4	R	□11668	30.00	62.00	7.00	HMSA7	R
□11599	30.00	42.00	7.00	HMSA7	R	□11669	30.00	42.00	7.00	HMS4	V
▲□11600	30.00	40.00	7.00	HMS4	R	▲□11671	30.00	46.00	7.00	HMSA7	R
□11601	30.00	40.00	7.00	HMS4	V						
	W/STAINLESS STEEL SPRING										
□11602	30.00	40.00	7.00	HMSA7	R	11672	1.181	1.693	.315	HMSA7	V
□11603	30.00	40.00	7.00	HMSA7	V						
□11605	30.00	40.00	7.00	†CRW1	R	11673	1.181	2.126	.354	HMSA7	P
□11606	30.00	40.00	7.00	†CRW1	V						
□11607	30.00	40.00	10.00	HMS4	R	★11674	1.181	2.126	.354	HMSA7	R
▲□11608	30.00	42.00	7.00	HMS4	R						
□11609	30.00	45.00	8.00	CRS1	V	□11676	30.00	62.00	8.00	HMSA7	R
▲□11610	30.00	42.00	7.00	†CRW1	R	□11677	30.00	48.00	10.00	HMS46	R
□11611	30.00	42.00	7.00	†CRW1	V	□11678	30.00	52.00	7.00	HMSA7	R
11612	1.181	1.732	.276	HMSA7	P	□11682	30.00	47.00	8.00	HMS4	R
	W/CW HELIX FROM AIR SIDE					□11684	30.00	72.00	12.00	†CRWA1	V
▲□11614	30.00	44.00	7.00	HMSA1	R	▲□11685	30.00	72.00	8.00	†CRW1	R
□11615	30.00	45.00	8.00	†CRW1	R	□11686	30.00	72.00	10.00	HMS4	R
□11616	30.00	44.00	10.00	HMS4	R	□11688	30.00	48.00	8.00	HMSA7	R
□11617	30.00	45.00	8.00	†CRW1	P	□11689	30.00	72.00	10.00	HMSA7	R
11618	1.181	1.772	1.181	HMSA90	P	11690	1.181	2.283	.315	†HMSHA4	P
	W/CCW HELIX FROM AIR SIDE					□11692	30.00	45.00	10.00	HMS4	R
11619	1.181	1.772	.313	HMSA93	P	□11694	30.00	52.00	10.00	HMSA7	R
	W/CCW HELIX FROM AIR SIDE					□11695	30.00	45.00	10.00	HMSA7	R
▲□11622	30.00	45.00	8.00	HMS4	R	□11697	30.00	55.00	7.00	HMSA7	R
▲□11623	30.00	47.00	7.00	HMS4	R	11700	1.175	1.771	.275	†HMS1	R
□11624	30.00	47.00	7.00	HMSA7	R						
□11625	30.00	47.00	7.00	†CRW1	R						
□11626	30.00	47.00	8.00	†CRW1	V	□11701	30.00	62.00	10.00	HMSA7	R
□11627	30.00	47.00	7.00	HMS4	V	▲11702	1.181	2.563	1.331	†HMSW108	R
□11628	30.00	47.00	10.00	HMS4	R						
□11629	30.00	47.00	7.00	HMSA7	V	11703	1.181	2.440	.315	J2	#
	W/STAINLESS STEEL SPRING										
□11630	30.00	48.00	8.00	†CRW1	R	□11704	30.00	62.00	8.00	HMS4	R
▲□11631	30.00	50.00	7.00	HMS4	R	▲11710	1.188	1.561	.313	CRW1	V
□11632	30.00	47.00	8.00	HMSA7	R						
□11633	30.00	48.00	8.00	HMS4	R	11711	1.188	1.687	.250	CRWH3	R
□11634	30.00	50.00	8.00	HMS4	R						
□11635	30.00	50.00	8.00	†CRW1	R	11728	1.188	1.686	.250	†CRW1	P
□11636	30.00	50.00	8.00	†CRW1	V	▲11730	1.188	1.687	.250	†CRW1	R
□11637	30.00	50.00	10.00	HMS4	R	11733	1.188	1.716	.270	HMS2	R
▲□11638	30.00	52.00	7.00	HMS4	R	▲11734	1.188	1.752	.250	†CRW1	R
□11639	30.00	52.00	8.00	HMSA7	R	11736	1.188	1.752	.250	†CRW1	V
□11640	30.00	52.00	8.00	†CRW1	R	▲11740	1.188	1.828	.375	†CRW1	R
□11641	30.00	52.00	10.00	HMS4	V	11763	1.188	1.875	.250	†CRW1	P
□11643	30.00	52.00	10.00	HMS4	R	11764	1.188	1.875	.250	CRW7	R
□11644	30.00	52.00	10.00	HMSA7	V	11771	1.188	1.996	.250	HD1	R
	W/STAINLESS STEEL SPRING										
□11646	30.00	55.00	10.00	HMSA7	R	▲11776	1.188	1.983	.250	†CRW1	R
□11647	30.00	55.00	10.00	HMSA7	V	11777	1.188	1.983	.250	†CRWA1	R
	W/STAINLESS STEEL SPRING					11778	1.177	2.448	.500	CRSA4	V
11650	1.178	2.073	.335	†CRW1	S						
□11652	30.00	55.00	7.00	†CRW1	R	▲11800	1.188	2.000	.250	†CRW1	R
▲□11654	30.00	56.00	8.00	†CRW1	R	11801	1.188	2.000	.250	†CRWA1	R
□11655	30.00	58.00	8.00	†CRWA1	R	11804	1.181	1.772	.276	HMSA7	P
▲□11656	30.00	55.00	7.00	HMS4	R						
□11658	30.00	55.00	10.00	HMS4	R	11806	1.188	2.000	.250	†CRW1	V
□11659	30.00	47.00	6.00	HMS4	R	□11807	30.00	47.00	10.00	HMSA7	R
▲□11660	30.00	60.00	8.00	†CRW1	R	□11817	30.00	42.00	6.00	HMSA7P2	R
□11662	30.00	50.00	10.00	HMSA7	R	□11823	30.00	42.00	8.00	HMSA7	R
□11663	30.00	50.00	11.00	HMSA7	R	▲11836	1.188	2.000	.250	HM1	R
▲□11664	30.00	62.00	7.00	HMS4	R	□11842	30.00	52.00	8.00	HMS4	R
□11665	30.00	62.00	7.00	†CRW1	R	▲11846	1.190	1.996	.250	†HM1	R
						□11849	30.00	52.00	12.00	CRS12	R
						□11851	30.00	52.00	9.00	CRSH1	R

★Contact manufacturer for availability
Bold numbers are preferred designs

□ Metric numbers

† Includes Bore-Tite on O.D.
 ▲ WasteWatcher numbers

Numerical — complete index

Stock no.	Shaft	Bore	Width of seal	Type and style	Lip code	Stock no.	Shaft	Bore	Width of seal	Type and style	Lip code
□12665	32.00	62.00	7.00	HMS46	R	□12759	32.00	58.00	8.00	HMS4	R
□12667	32.00	72.00	12.00	CRSH11	R	□12760	32.00	56.00	8.00	†CRW1	R
▲12668	1.250	2.835	.375	HMSA7	R	▲□12763	32.00	56.00	10.00	HMS4	R
□12671	32.00	42.00	8.00	HMSA7	R	□12764	32.00	56.00	10.00	HMSA7	R
□12672	32.00	40.00	7.00	HMS4	R	□12766	32.00	58.00	8.00	HMSA7	R
□12674	32.00	52.00	8.00	HMS4	R	□★12770	32.00	60.00	8.00	†HMSA27	R
□12675	32.00	52.00	8.00	HMSA7	R	□12773	32.00	60.00	8.00	HMSA7	R
▲12678	1.250	3.156	.500	CRSH1	R	□12777	32.00	62.00	8.00	HMSA7	R
12679	1.260	2.047	.394	HMSA7	R	□12780	32.00	62.00	6.35	†CRW1	R
	W/CW HELIX FROM AIR SIDE					▲□12782	32.00	62.00	10.00	HMS4	R
12685	1.250	4.305	.484	J6	R	□12785	32.00	65.00	12.00	HMSA1	P
	SEE TYPE J SECTION (HMA LIP)					□12790	32.00	72.00	9.53	HMSA7	R
□12691	32.00	42.00	4.00	HM4	R	□12810	33.00	44.00	8.00	HMSA1	R
12693	1.266	1.632	.500	CRWASPL	P	12812	1.299	1.810	.276	HMSA7	R
	BORE LISTED IS PRESSFIT I.D.						W/CW HELIX FROM AIR SIDE				
□12695	32.00	43.00	7.00	HMSA7	R	12817	1.272	1.890	.270	HMSASPL	R
□12697	32.00	42.00	7.00	HMSA7	R		W/CW HELIX FROM AIR SIDE				
12698	1.260	1.654	.394	HMSA6	V	▲12830	1.281	2.000	.375	HMSA7	R
▲□12700	32.00	42.00	7.00	†CRW1	R	□12883	33.00	50.00	6.00	HMSA7	R
□12701	32.00	42.00	7.00	†CRW1	V	12886	1.299	1.850	.313	HMSA7	P
□12705	32.00	44.00	9.00	HMS4	R		W/CW HELIX FROM AIR SIDE				
	W/STAINLESS STEEL SPRING					12900	1.299	1.969	.472	HMSA7	R
12706	1.260	1.732	.236	HMSA7	P	▲□12901	33.00	50.00	10.00	HMS4	R
	W/CW HELIX FROM AIR SIDE					12905	1.301	2.000	.438	CRSA1	P
▲□12709	32.00	45.00	7.00	HMS4	R	▲12907	1.301	2.046	.492	†CRWA1	R
□12710	32.00	45.00	8.00	†CRW1	R	12912	1.299	2.205	.315	HMSA35	P
□12711	32.00	45.00	7.00	HMSA7	R	▲12925	1.301	2.621	1.331	†HMSW108	R
□12713	32.00	48.00	7.00	HMS4	R		P.F. WIDTH .315 & 3.125 FLANGE				
□12715	32.00	50.00	8.00	HMSA7	R	12975	1.298	2.093	.286	HMS4	V
12718	1.260	1.811	.236	HMSA7	P	□12989	33.00	45.00	7.00	HMSA7	R
	W/CW HELIX FROM AIR SIDE					□12992	33.00	50.00	8.00	HMS46	R
□12719	32.00	46.00	8.00	CRS1	R	□12995	33.00	45.00	7.00	HMS4	R
□12723	32.00	48.00	5.00	HMS4	R	□12996	33.00	52.00	10.00	HMS46	R
12724	1.260	1.850	.236	HMSA7	R	□12998	33.00	52.00	6.00	HMS47	R
	W/CW HELIX FROM AIR SIDE					▲13005	1.299	2.323	.669	HMSA92	P
□12726	32.00	48.00	5.00	HMSA7	R		P.F. WIDTH .315 & 3.125 FLANGE				
□12729	32.00	47.00	7.00	HMSA7	R	▲13021	1.313	1.828	.375	†CRW1	P
□12730	32.00	47.00	8.00	†CRW1	R	▲13027	1.313	1.874	.375	†CRSA1	R
□12731	32.00	47.00	8.00	†CRW1	V	13037	1.313	2.000	.313	CRSA1	R
▲□12733	32.00	47.00	7.00	HMS4	R	▲13050	1.313	2.062	.313	†CRW1	R
▲□12734	32.00	48.00	8.00	HMSA7	R	13052	1.313	2.062	.313	†CRWA1	R
□12735	32.00	48.00	8.00	†CRW1	R	13054	1.313	2.062	.313	†CRW1	V
□12736	32.00	48.00	8.00	†CRW1	V	▲13060	1.313	2.063	.250	HM3	R
□12738	32.00	50.00	10.00	HMS4	R	13084	1.313	2.106	.375	†CRSA1	R
□12739	32.00	50.00	10.00	HMSA7	V	▲13092	1.313	2.125	.313	†CRW1	R
	W/STAINLESS STEEL SPRING					▲13112	1.313	2.250	.313	†CRW1	R
□12740	32.00	50.00	8.00	†CRW1	R	13144	1.312	1.627	.331	CRS-SPL	R
□12741	32.00	50.00	8.00	†CRW1	V		HUB SEAL				
□12742	32.00	52.00	7.00	HMSA7	R	13157	1.313	2.282	.250	†CRWA1	R
□12743	32.00	52.00	10.00	HMS4	V	▲13165	1.313	2.281	.906	†HMS15	R
▲□12744	32.00	52.00	7.00	HMS4	R		P.F. WIDTH .350				
□12745	32.00	52.00	8.00	†CRW1	R	13168	1.313	2.281	1.150	HMS15	R
□12746	32.00	52.00	8.00	†CRW1	V		P.F. WIDTH .350				
12747	1.260	2.087	.276	HMSA7	P	▲13246	1.313	2.620	1.281	HMS15	R
	W/CW HELIX FROM AIR SIDE						P.F. WIDTH .350 W/SLINGER				
□12748	32.00	52.00	11.00	HMSA7	R	13275	1.313	2.996	.500	†CRSH1	R
□12749	32.00	48.00	8.00	HMS4	R	▲13350	1.328	2.061	.313	†CRW1	R
12751	1.260	2.126	.394	HMSA12	P	□13386	34.00	45.00	8.00	HMSA7	R
	W/2.677 FLANGE					□13388	34.00	46.00	8.00	HMSA7	R
▲□12752	32.00	50.00	8.00	HMS4	R	□13390	34.00	45.00	7.00	CRS15	R
□12753	32.00	54.00	10.00	HMSA7	R	□13392	34.00	47.00	9.00	CRS11	R
12754	1.260	1.890	.354	HMSA92	R	□13396	34.00	50.00	10.00	HMS46	R
12756	1.260	1.969	.315	HMSA7	V	□13398	34.00	52.00	10.00	CRS1	R
	W/CW HELIX FROM AIR SIDE					□13403	34.00	58.00	13.00	CRSH11	R
□12757	32.00	55.00	10.00	HMS4	R	□13405	34.00	72.00	12.00	CRSH11	R

★Contact manufacturer for availability
Bold numbers are preferred designs

□ Metric numbers

† Includes Bore-Tite on O.D.
 ▲ WasteWatcher numbers

Numerical — complete index

Stock no.	Shaft	Bore	Width of seal	Type and style	Lip code	Stock no.	Shaft	Bore	Width of seal	Type and style	Lip code	
13415	1.328	2.031	.313	CRW1	R	13582	1.375	2.062	.313	†CRW1	V	
▲13418	1.328	2.227	.313	†CRW1	R	▲13585	1.375	2.062	.313	CRW1	R	
13419	1.328	2.312	.433	†CRS1	R	13588	1.375	2.062	.313	†CRWA1	P	
▲13421	1.344	2.106	.313	†CRW1	R	13596	1.375	2.063	.375	HMS4	R	
□13423	34.00	44.00	8.00	HMSA7	R	▲13598	1.365	2.081	.313	†CRW1	R	
□13424	34.00	50.00	7.00	HMS4	R	13602	1.375	2.106	.313	CRWA1	R	
□13425	34.00	48.00	8.00	†CRW1	R	13612	1.375	2.106	.250	†HM21	R	
□13426	34.00	48.00	8.00	†CRW1	V	▲13614	1.375	2.106	.313	†CRW1	P	
13427	1.339	1.929	.315	HMSA7	P	13627	1.367	3.319	.496	HMSA97	P	
	W/CW HELIX FROM AIR SIDE						W/BI-DIR HELIX FROM AIR SIDE					
13429	1.339	1.889	.315	HMSA7	R	▲13649	1.375	2.125	.313	†CRW1	R	
	W/CW HELIX FROM AIR SIDE					13650	1.375	2.125	.313	†CRWA1	R	
□★13431	34.00	52.00	8.00	HMSA7	R	13661	1.375	2.125	.313	†CRWA1	V	
□13433	34.00	52.00	8.00	HMS4	R	▲13662	1.375	2.125	.250	†HM21	R	
13435	1.339	2.087	.315	HMSA7	R	13663	1.375	2.125	.313	†CRW1	V	
▲13437	1.344	2.125	.313	†CRW1	R	★13668	1.375	2.162	.578	HMSHA4	S	
□13438	34.00	54.00	11.00	CRS1	R		P.F. WIDTH .350 W/SLINGER					
13439	1.339	2.126	.354	HMSA92	P	▲13671	1.375	2.250	.313	†CRW1	R	
	W/AXIAL DIRT LIP					13676	1.375	2.250	.313	†CRWA1	R	
□13440	34.00	54.00	9.00	HMSA7	R	▲13685	1.375	2.250	.386	CRSA3	R	
13441	1.339	2.126	.354	HMSA92	V		P.F. WIDTH .433" W/BOOT 1.188"					
▲□13445	34.00	55.00	8.00	†CRW1	R	13688	1.375	2.250	.313	†CRW1	V	
□13447	34.00	55.00	9.00	HMSA7	R	▲13689	1.375	2.250	.250	†HM14	R	
□13450	34.00	56.00	8.00	†CRW1	R	13691	1.375	2.250	.313	†CRWA1	V	
13451	1.344	2.250	.500	†P1	L	13698	1.375	2.250	.250	†CRWA1	R	
□13452	34.00	56.00	8.00	†CRW1	V	▲13700	1.365	2.261	.313	†CRW1	R	
□13475	34.00	62.00	8.00	†CRW1	R	13703	1.378	2.126	.315	HMSA92	V	
▲13478	1.339	2.480	.361	HMSA92	P		W/BI-DIR HELIX FROM AIR SIDE					
	HELIX-CCW, P.F. WIDTH .354					13704	1.387	2.295	.559	HMSA16	P	
□13483	34.00	62.00	10.00	HMS4	R		W/BI-DIR HELIX & PARTIAL OD RUBBER COVERED					
13484	1.339	2.559	.460	HMSA24	P	13709	1.378	1.890	.315	HMSA7	V	
▲13492	1.350	2.571	.540	CRW90	R		W/CW HELIX FROM AIR SIDE					
13495	1.358	2.756	1.602	CRS-SPL	P	▲13710	1.375	2.282	.250	†HM14	R	
13499	1.359	2.188	.375	†HMSA30	R	▲13711	1.375	2.328	.406	HM18	R	
	P.F. WIDTH .250 & SS CASE						CLEARANCE D .188					
▲13500	1.362	2.191	.250	CRS1	P	□13715	35.00	47.00	5.00	HMS4	R	
▲13508	1.375	4.555	.547	J8	R	□13718	35.00	47.00	5.00	HMSA7	R	
	SEE TYPE J SECTION (HMSA LIP)					13720	1.378	2.159	.354	HMSA92	R	
13509	1.375	1.750	.197	†HM14	V	□13723	35.00	47.00	6.00	HMS4	R	
13510	1.375	1.828	.250	†CRWA1	V	□13724	35.00	47.00	6.00	HMSA7	R	
13511	1.375	1.873	.313	†CRWA1	V	13725	1.378	2.480	.394	HMSA35	P	
13512	1.375	1.874	.250	†CRW1	P		W/BI-DIR HELIX FROM AIR SIDE					
▲13514	1.375	1.750	.250	†CRW1	R	13726	1.378	2.283	.315	HMSA92	R	
	W/STAINLESS STEEL SPRING						W/CW HELIX FROM AIR SIDE					
▲13527	1.375	1.955	.433	†CRWA1	P	13729	1.378	3.268	.320	HMSHA4	R	
▲13529	1.375	1.750	.197	HM14	R	★13731	1.377	2.874	.693	HMSA97	R	
▲13533	1.375	1.834	.188	†HM8	R		W/BI-DIR HELIX FROM AIR SIDE					
▲13534	1.375	1.874	.256	†CRW1	R	13734	1.375	2.374	.313	†CRW1	V	
13535	1.375	1.874	.313	†CRWA1	R	13735	1.378	2.244	.601	HMSA16	R	
▲13536	1.375	1.835	.250	†CRW1	R	▲13738	1.375	2.374	.313	†CRW1	R	
▲13537	1.375	1.828	.313	†CRW1	R	13739	1.375	2.374	.313	†CRWA1	R	
13538	1.375	1.874	.256	†CRW1	V	13741	1.378	2.205	.315	HMSA92	R	
▲13543	1.375	1.874	.188	HM14	R	13742	1.378	2.638	.472	HMSA57	R	
13545	1.375	1.874	.250	†HM14	P		W/CCW HELIX FROM AIR SIDE					
13548	1.375	1.874	.250	†HM14	R	13744	1.378	2.126	.315	HMSA7	V	
▲13552	1.375	1.938	.250	†CRWA1	R		W/CW HELIX FROM AIR SIDE					
▲13556	1.375	1.938	.250	†HM14	R	13745	1.378	1.811	.276	HMSA7	P	
▲13557	1.375	1.983	.313	†CRW1	P	13748	1.378	2.677	.354	HMSA35	P	
13562	1.375	2.000	.313	†CRWA1	P	13750	1.375	2.162	.578	†HMSHA4	E	
▲13568	1.375	2.000	.313	†CRW1	R	13757	1.380	2.282	.354	HMSA97	V	
13569	1.375	2.000	.313	†CRWA1	R	▲13758	1.375	2.374	.250	†HM21	R	
13571	1.375	2.000	.313	†CRWH1	R	13759	1.375	2.244	.374	HMSA123	P	
▲13573	1.375	2.000	.250	†HM21	R		W/BOOT					
13579	1.375	2.000	.313	†CRW1	V	13760	1.379	2.047	.236	HMS4	P	
13581	1.375	2.000	.313	†CRWA1	V	□13762	35.00	47.00	5.00	HM4	R	

Numerical — complete index

Stock no.	Shaft	Bore	Width of seal	Type and style	Lip code	Stock no.	Shaft	Bore	Width of seal	Type and style	Lip code
□13984	35.00	78.00	8.00	†CRW1	R	□14050	36.00	62.00	8.00	†CRW1	R
▲13985	1.365	1.956	.438	†CRW1	R	▲□14052	36.00	62.00	7.00	HMS4	R
▲□13986	35.00	80.00	8.00	†CRW1	R	14054	1.417	2.520	.748	HMSA56	R
□13987	35.00	50.00	10.00	HMS4	R		P.F. WIDTH .433 W/SLINGER				
13988	1.399	2.252	.313	CRWA6	P	□14055	36.00	65.00	8.00	†CRW1	R
□13989	35.00	52.00	10.00	HMS4	R	14057	1.417	2.559	.472	HMSA96	P
▲13990	1.399	2.292	.500	†CRSA1	R		W/CW HELIX FROM AIR SIDE				
13992	1.399	2.292	.469	†CRSA1	R	14058	1.417	1.732	.197	HMSA7	R
				W/BI-DIR HELIX FROM AIR SIDE		□14065	36.00	68.00	8.00	†CRW1	R
				W/BI-DIR HELIX FROM AIR SIDE		▲□14068	36.00	54.00	8.00	HMS4	R
▲□13993	35.00	55.00	8.00	HMS4	R	□14077	35.00	62.00	12.00	HMSA77	R
□13994	35.00	56.00	10.00	HMS4	R	14087	1.417	3.543	.394	HMSA7SP	R
13995	1.399	2.292	.500	D8	R		W/CW HELIX FROM AIR SIDE				
				W/BI-DIR & 2.750 FLG & SS SPG		14092	1.417	2.616	.313	†CRW1	R
□13996	35.00	62.00	10.00	HMS4	R	□14093	35.00	70.00	12.00	CRSH13	R
□13997	35.00	62.00	8.00	HMSA7	R	□14096	35.00	72.00	7.00	HMSA48	R
□13998	35.00	62.00	10.00	HMSA7	R	□14105	35.00	52.00	12.00	HMS4	R
▲□13999	35.00	72.00	10.00	HMS4	R	□14107	36.00	68.00	10.00	HMS4	R
□14000	35.00	72.00	12.00	HMS4	R	□14108	35.00	52.00	8.00	HMSA7	R
□14001	35.00	60.00	14.00	HMSA7	R	□14111	35.00	55.00	12.00	HMSA7	R
14002	1.399	2.283	.500	†HMSA16	R	□14113	35.00	62.00	7.00	HMSA7	R
				P.F. WIDTH .310		□14114	35.00	60.00	10.00	HMSA7	R
□14003	35.00	47.00	7.00	HMS4	V	□14115	36.00	50.00	7.00	HMSA1	R
□14004	36.00	46.00	9.00	CRS1	R	14116	1.142	2.047	.433	HMSA7	R
▲□14005	36.00	47.00	7.00	HMS4	R		W/BI-DIR HELIX FROM AIR SIDE				
14006	1.378	2.204	.354	HMSA92	P	□14118	35.00	45.00	7.00	HMSA7	R
14007	1.378	2.205	.630	HMSA92S	V	14119	1.400	2.282	.547	HMSA25	V
				P.F. WIDTH .394 W/2.507 FLANGE O.D., W/ROCK GUARD			W/BI-DIR HELIX FROM AIR SIDE				
14008	1.417	1.929	.276	HMSA7	P	□14121	35.00	58.00	10.00	HMSA7	R
				W/CW HELIX FROM AIR SIDE		□14123	35.00	72.00	12.00	HMSA7	R
□14009	36.00	50.00	7.00	†CRW1	R	14125	1.378	2.126	.315	HMSA7	R
□14010	36.00	50.00	8.00	†CRW1	R		W/CCW HELIX FROM AIR SIDE				
▲□14011	36.00	50.00	7.00	HMS4	R	14129	1.378	2.204	.354	HMSA92S	P
□14012	36.00	52.00	7.00	HMS4	V	□14133	35.00	80.00	10.00	HMS4	R
▲□14013	36.00	52.00	7.00	HMS4	R	□14135	35.00	80.00	10.00	HMSA7	R
14014	1.417	1.892	.906	HMSASPL	P	□14157	36.00	47.00	7.00	HMSA7	R
				P.F. WIDTH .472		□14163	36.00	52.00	7.00	HMSA7	R
□14016	36.00	52.00	8.00	†CRW1	R	□14166	36.00	50.00	7.00	HMSA7	R
□14017	36.00	52.00	8.00	†CRW1	V	□14173	36.00	50.00	10.00	HMS46	R
14018	1.378	2.441	.394	HMSA92	P	□14176	36.00	52.00	9.00	CRSH11	R
14020	1.377	2.126	.276	HMSA92	P	□14177	36.00	54.00	7.00	HMS47	R
				W/BI-DIR HELIX FROM AIR SIDE		□14183	36.00	62.00	10.00	CRSH11	R
14021	1.378	2.165	.354	HMSA92	P	□14184	36.00	72.00	12.00	CRSH11	R
				W/BI-DIR HELIX FROM AIR SIDE		14190	3.228	3.937	.394	HMSA7	P
□★14023	36.00	54.00	7.50	HMS4	R		W/CW HELIX FROM AIR SIDE				
□14024	36.00	54.00	8.00	†CRW1	R	▲14208	1.438	1.875	.250	†CRWAR5	V
□14027	36.00	54.00	8.00	†CRW1	V		W/STAINLESS STEEL SPRING				
14028	1.417	2.126	.354	HMSASPL	R	14209	1.438	2.000	.125	HM4	R
				W/EXCLUDER BOOT,W/BI-DIR HELIX		▲14211	1.438	2.003	.313	CRWAR5	V
□★14030	36.00	55.00	8.00	†HMSA27	R		W/STAINLESS STEEL SPRING				
14032	1.417	1.950	.395	HMSA33	P	14212	1.438	2.062	.313	CRW1	V
				W/CW HELIX FROM AIR SIDE		▲14214	1.438	2.062	.313	†CRWA1	R
14033	1.417	1.811	.394	HMSA7	P	14215	1.437	2.012	.312	HMSA7SP	V
				W/CCW HELIX FROM AIR SIDE		▲14223	1.438	2.125	.313	†CRW1	R
□14034	35.00	55.00	7.00	HMSA73	V	14225	1.438	2.125	.313	†CRWA1	V
14035	1.414	2.250	.250	†CRSA1	R	14234	1.502	2.132	1.080	CRSA3	R
□14037	36.00	56.00	10.00	HMS4	R	14247	1.438	2.250	.313	†CRWA1	R
□14039	36.00	58.00	10.00	HMSA7	R	14257	1.438	2.250	.250	†HM14	R
□14040	36.00	58.00	8.00	†CRW1	R	14259	1.438	2.250	.313	†CRWA1	V
▲□14043	36.00	58.00	10.00	HMS4	R	14260	1.438	2.250	.313	†CRW1	V
□14044	36.00	58.00	12.00	HMS4	R	▲14262	1.438	2.250	.313	†CRW1	R
□14045	36.00	60.00	8.00	†CRW1	R	▲14282	1.438	2.374	.313	†CRW1	R
□14046	36.00	60.00	8.00	†CRW1	V	14283	1.438	2.374	.313	†CRWA1	R
□14047	35.00	52.00	9.00	HMS4	R	▲14359	1.438	2.437	.250	†HM21	R
□14048	35.00	56.00	12.00	HMS46	R	▲14363	1.438	2.437	.313	†CRW1	R

Numerical — complete index

Stock no.	Shaft	Bore	Width of seal	Type and style	Lip code	Stock no.	Shaft	Bore	Width of seal	Type and style	Lip code
▲15230	1.500	2.758	.313	†CRW1	R	15512	1.578	2.165	.295	HMSA96	P
▲15234	1.500	2.835	.313	†CRW1	R	▲15517	1.563	2.125	.313	CRW1	R
▲15235	1.500	2.875	.313	†CRW1	R	15518	1.563	2.125	.313	†CRWA1	P
▲15240	1.500	2.996	.500	CRSH1	R	▲15522	1.563	2.250	.313	†CRW1	R
15241	1.500	3.000	.375	CRSA1	R	15525	1.552	3.160	.630	HMSHA25	V
15243	1.500		.563	J6-KIT	R					W/BI-DIR HELIX & 3M BEAD ON O.D.	
	SEE TYPE J SECTION (CRW LIP)					15529	1.552	2.447	.500	HMSA57	V
15250	1.500	3.125	.625	C8	RR		W/CW HELIX				
15270	1.504	1.937	.475	HMSA76	P	15530	1.563	2.237	.290	X4	R
	W/HELIX-CCW & P.F. WIDTH .315						O.D. LISTED IS PRESSFIT I.D.				
□15292	38.50	58.00	11.00	HMSA7	R	15532	1.563	2.250	.250	†HM14	R
15298	1.535	2.047	.248	HMSA96	P	15535	1.563	2.250	1.520	CRSA3	R
15300	1.535	2.047	.276	HMSA7	P		P.F. WIDTH .327 & 2.515 FLANGE				
	W/CW HELIX FROM AIR SIDE					15536	1.563	2.250	1.520	KIT	R
15302	1.535	2.165	.315	HMSA7	V	15540	1.563	2.374	.313	CRW1	P
	W/CW HELIX FROM AIR SIDE					▲15542	1.563	2.374	.313	†CRW1	R
★15305	1.524	2.656	.424	†HMSA12	R	15543	1.563	2.374	.313	†CRWA1	R
	W/CW HELIX FROM AIR SIDE					15544	1.563	2.374	.250	†HM21	R
▲15306	1.520	2.656	.425	HMSA16	R	15545	1.552	3.160	.546	HMSHA26	V
	HELIX-CCW & PF WIDTH .388						W/BI-DIR HELIX & 3M BEAD ON O.D.				
15310	1.535	2.244	.669	HMSA92	P	▲15546	1.563	2.372	1.070	HMSA31	P
	W/AXIAL DIRT LIP						W/HELIX-CCW & 2.255 FLANGE				
15312	1.535	2.244	.844	HMSA92	P	15549	1.563	2.374	.313	†CRWA1	V
	W/AXIAL DIRT LIP					▲15557	1.578	2.408	.313	†CRWHA1	R
15315	1.524	2.656	.424	HMSA16	E	15558	1.575	2.461	.433	HMSA7	R
	W/CW HELIX FROM AIR SIDE					15560	1.552	2.446	.500	†D8	RT
15330	1.500	2.374	.563	KIT	R	15566	1.552	3.160	.546	HMSHA25	P
15343	1.524	2.374	.375	†CRSH1	R		W/BI-DIR HELIX & 3M BEAD ON O.D.				
15345	1.535	2.244	.380	HMSA7	V	▲15592	1.563	2.437	.313	CRW1	R
	W/CW HELIX					▲15620	1.563	2.441	.500	†CRWA1	R
□15352	39.00	62.00	12.00	CRSH11	R	15624	1.563	2.465	.374	†CRWA1	P
15353	1.535	2.323	.472	D7-SPL	PP	15629	1.562	2.442	.500	HMSA97	R
□15354	39.00	65.00	9.00	HMS-SPL	P	15635	1.563	2.502	.313	†CRWA1	R
	W/CCW HELIX FROM AIR SIDE					▲15649	1.563	2.502	.250	†HM21	R
□15356	39.00	68.00	9.00	HMS-SPL	P	▲15655	1.563	2.502	.313	†CRW1	R
	W/CW HELIX FROM AIR SIDE					15656	1.563	2.502	.313	†CRW1	V
15357	1.535	3.228	.512	HMSA24	P	15660	1.563	2.531	.500	X15	R
15359	1.535	1.969	.453	HMS4SPL	P		O.D. LISTED IS PRESSFIT I.D.				
15363	1.535	2.126	.236	HMA1	R	15662	1.562	2.460	.374	†CRWA1	V
15370	1.575	2.283	.394	HMSA7	P	15669	1.575	2.205	.354	HMSA35	P
▲15372	1.535	2.323	.669	HMSA92	R		W/CW HELIX FROM AIR SIDE				
	W/AXIAL DIRT LIP					□15672	40.00	55.00	10.00	HMS4	R
15376	1.524	2.714	.500	HMS9	R	□15675	40.00	55.00	10.00	HMSA7	R
15382	1.535	2.953	.647	HMSA56	P	▲15677	1.563	2.561	.313	†CRW1	R
15394	1.535	1.969	.315	HMSA7	P	15692	1.568	2.620	1.000	HMS15	R
	W/CW HELIX FROM AIR SIDE						P.F. WIDTH .350				
15440	1.552	2.447	.500	HMSA78	RT	15696	1.562	2.625	.562	†KIT	R
	W/EXTENDED RADIAL DIRT LIP						SEE KIT SECTION				
▲15445	1.535	1.968	.335	HMSA3	R	▲15699	1.563	2.623	.313	†CRW1	R
▲15450	1.552	2.502	.500	†CRWA1	R	15701	1.575	2.087	.315	HMSA7	P
15451	1.535	1.969	.276	HMSHA7	V		W/CW HELIX FROM AIR SIDE				
	W/CCW HELIX FROM AIR SIDE					15702	1.563	2.684	.438	X	R
▲15460	1.552	2.686	.500	†CRW1	R		O.D. LISTED IS PRESSFIT I.D.				
15462	1.552	2.750	.500	†CRWHA1	P	15703	1.575	2.047	.276	CRSA1	R
15463	1.535	2.244	.512	F2	PF		W/BI-DIR HELIX FROM AIR SIDE				
15500	1.515	2.087	.315	HMSA7	P	15704	1.575	2.520	.394	HMSA96	P
	W/CCW HELIX FROM AIR SIDE					15706	1.575	2.244	.512	HMSA7S	P
15502	1.552	2.750	.590	CRSA8	R	▲15707	1.563	2.686	.313	†CRW1	R
	W/BI-DIR HELIX FROM AIR SIDE					15709	1.575	2.205	.354	HMSA7	P
15503	1.552	3.160	.546	KIT	V		W/BI-DIR HELIX FROM AIR SIDE				
	W/BI HELIX & 3M BEAD ON OD					□15712	40.00	60.00	6.00	HMS4	V
15506	1.563	2.062	.250	†CRW1	V	□15713	40.00	46.00	8.00	HMS4	R
▲15508	1.563	2.062	.250	†CRW1	R	15714	1.457	2.378	.433	CRSA3	P
▲15509	1.563	2.062	.203	†HM14	R		W/CCW HELIX & BOOT				
15510	1.578	2.082	.250	†CRW1	R	□15715	40.00	46.00	8.00	HMSA7	R

★Contact manufacturer for availability
Bold numbers are preferred designs

□ Metric numbers

† Includes Bore-Tite on O.D.
 ▲ WasteWatcher numbers

Numerical — complete index

Stock no.	Shaft	Bore	Width of seal	Type and style	Lip code	Stock no.	Shaft	Bore	Width of seal	Type and style	Lip code
15716	1.575	2.161	.511	†HMSA16	P	□15825	40.00	56.00	8.00	†CRW1	R
15718	1.575	2.362	.198	HMS4	V	□15826	40.00	56.00	7.00	†CRW1	V
	W/CW HELIX FROM AIR SIDE					▲□15828	40.00	56.00	8.00	HMS4	R
15719	1.563	2.687	.250	†HM21	R	□15829	40.00	56.00	8.00	HMSA7	R
15721	1.575	2.281	.472	HMSHA4	P	□15830	40.00	57.00	8.00	†CRW1	R
	W/BI-DIR HELIX FROM AIR SIDE					□15835	40.00	58.00	8.00	†CRW1	R
15724	1.575	2.048	.354	HMSA33	R	□15836	40.00	58.00	8.00	†CRW1	V
15727	1.575	2.283	.415	HMSA25	V	▲□15838	40.00	58.00	9.00	HMSA7	R
15729	1.563	2.441	.500	HMSA7	R	▲□15839	40.00	60.00	10.00	HMS4	R
▲15730	1.563	2.686	.375	†HM14	R	□15840	40.00	60.00	8.00	†CRW1	R
15731	1.575	2.040	.290	HMSA32	R	□15841	40.00	60.00	8.00	†CRW1	V
□15732	40.00	50.00	7.00	HMSA7	R	15842	1.575	2.362	.315	HMSA35	R
15733	1.575	2.480	.315	HMSA92	P		W/AXIAL DIRT LIP				
15736	1.575	2.283	.236	HMSA7	P	15843	1.575	2.126	.517	HMS15	R
15737	1.575	2.480	.354	HMSHA83	V		P.F. WIDTH .315				
	W/CCW HELIX FROM AIR SIDE					□15844	40.00	60.00	10.00	HMSA7	R
□15738	40.00	47.00	4.00	HM4	R	□15845	40.00	62.00	8.00	†CRW1	R
□15740	40.00	50.00	4.00	HM4	R	□15846	40.00	62.00	8.00	†CRW1	V
15742	1.575	2.283	.354	HMSA92	P	▲□15847	40.00	62.00	7.00	HMS4	R
	W/CCW HELIX FROM AIR SIDE					□15848	40.00	62.00	10.00	HMS4	R
□15743	40.00	52.00	5.00	HM4	R	15849	1.575	2.520	.688	HMSA92S	P
□15745	40.00	52.00	6.00	HMSA7	R		P.F. WD .472 W/ROCK GUARD				
▲15746	1.575	2.165	.328	†HMA9	R	□15850	40.00	65.00	8.00	†CRW1	R
	P.F. WIDTH .220 & 2.550 FLANGE					□15851	40.00	62.00	7.00	HMSA7	R
□15747	40.00	50.00	8.00	HMS4	R	▲□15852	40.00	65.00	10.00	HMS4	R
15748	1.563	2.716	.469	†CRSH1	R	□15853	40.00	68.00	10.00	HMS4	R
▲15750	1.575	2.283	.354	†CRWA3	R	□15854	40.00	68.00	8.00	†CRW1	R
	W/2.519 FLANGE					□15855	40.00	70.00	8.00	†CRW1	R
15753	1.575	2.520	.472	HMSA12	P	□15856	40.00	62.00	10.00	HMSA7	V
	W/3.085 FLANGE						W/STAINLESS STEEL SPRING				
▲15761	1.563	2.750	.500	†CRWH1	R	▲□15857	40.00	72.00	7.00	HMS4	R
15766	1.563	2.758	.500	W4	R	▲□15858	40.00	68.00	8.00	HMSA7	R
▲15773	1.563	2.875	.313	†CRW1	R	40.00	72.00	10.00	HMS4	R	
15779	1.563	2.875	.313	†CRWA1	P	□15860	40.00	72.00	8.00	†CRW1	R
▲15788	1.552	3.160	.665	CRWA31	P	□15861	40.00	72.00	7.00	HMS4	V
	P.F. WIDTH .250						W/STAINLESS STEEL SPRING				
15790	1.563	2.920	.409	HMSA96S	R	□15862	40.00	75.00	8.00	†CRW1	V
	W/CW HELIX FROM AIR SIDE					▲□15863	40.00	74.00	8.00	†CRW1	R
15791	1.552	3.160	.530	CRSHA8	V	15866	1.575	2.992	.492	HMSA92	P
15796	1.575	2.284	.315	HMSA92	P		HELIX-CW & P.F. WIDTH 9MM				
□15798	40.00	55.00	12.00	HMS46	R	15867	1.575	2.992	.492	HMSA92	P
15799	1.575	2.953	.669	HMSA35	R		HELIX-CCW,P.F. WIDTH .354(9MM)				
	W/3.327 FLANGE P.F. WIDTH .551					□15868	40.00	72.00	10.00	HMSA7	R
15800	1.575	2.047	.276	HMSA7	P	□15869	40.00	60.00	12.00	HMS4	R
	W/CW HELIX FROM AIR SIDE					□15870	40.00	80.00	8.00	†CRW1	R
□15801	40.00	52.00	7.00	HMSA7	R	□15871	40.00	80.00	10.00	HMS4	V
15802	1.575	2.047	.260	HMSA92	R	▲□15872	40.00	80.00	10.00	HMS4	R
	W/AXIAL DIRT LIP					□15873	40.00	80.00	10.00	HMSA7	V
□15803	40.00	52.00	7.00	†CRW1	V	□15874	40.00	65.00	14.00	HMSA7	R
	W/STAINLESS STEEL SPRING					□15876	40.00	58.00	10.00	HMS4	R
▲□15804	40.00	52.00	7.00	HMS4	R	□15877	40.00	80.00	12.00	HMSA7	R
□15805	40.00	52.00	7.00	†CRW1	R	□15878	40.00	68.00	12.00	HMS4	R
▲□15807	40.00	54.00	5.50	HMSA1	R	□15879	40.00	58.00	9.00	CRSA13	R
□15808	40.00	52.00	8.00	HMSA7	R	15881	1.575	2.126	.394	HMSA7	P
15809	1.575	2.087	.906	HMSA8	R		W/ENCAPSULATED SPRING				
	P.F.WD .472, W/2.835 FLG O.D.					15882	1.575	2.953	.467	HMSA29	R
▲□15810	40.00	54.00	7.00	†CRW1	R		W/CCW HELIX FROM AIR SIDE				
▲□15815	40.00	55.00	7.00	HMS4	R	15883	1.575	2.953	.394	HMSA96	P
15818	1.575	2.165	.236	HMSA7	V	15884	1.575	2.087	.197	HMA76	R
	W/CW HELIX FROM AIR SIDE					15886	1.575	2.953	.472	HMSA92	P
□15819	40.00	55.00	7.00	HMSA7	R	15887	1.575	2.559	.708	HMSASPL	P
□15820	40.00	55.00	8.00	†CRW1	R	15888	1.575	2.205	.315	HMSA92	P
□15821	40.00	55.00	8.00	†CRW1	V	▲□15890	40.00	90.00	8.00	†CRW1	R
□15822	40.00	55.00	8.00	HMSA7	R	15891	1.574	2.598	.315	HMSA96	P
□15823	40.00	55.00	8.00	HMS4	R		W/CW HELIX FROM AIR SIDE				

Numerical — complete index

Stock no.	Shaft	Bore	Width of seal	Type and style	Lip code	Stock no.	Shaft	Bore	Width of seal	Type and style	Lip code
15892	1.575	2.559	.472	HMSA92	R	▲□16034	41.00	55.00	8.00	†CRW1	R
□15893	40.00	60.00	10.00	CRSA1	R	16036	1.614	2.165	.275	HMSA29	R
□15898	40.00	62.00	6.00	HMSA7P2	R		W/AXIAL DIRT LIP				
15900	1.575	2.677	.500	D8-SPL	P	16037	1.614	2.323	.394	HMSA92	P
	P.F. WIDTH .455 W/2.988 FLANGE						W/AXIAL DIRT LIP, CW HELIX				
15902	1.575	2.441	.354	HMSA55	P	16038	1.614	2.402	.394	HMSA92	P
	P.F. WIDTH .455 W/2.600 FLANGE						W/CCW HELIX & AXIAL DIRT LIP				
□15907	40.00	62.00	10.00	HMS4	V	16039	1.625	2.000	.250	†CRW1	V
15910	1.594	2.067	.236	HMSA7	P	16040	1.618	2.531	.438	†CRWA1	R
	W/CW HELIX FROM AIR SIDE					□16041	41.00	62.00	8.00	†CRW1	R
□15914	40.00	62.00	10.00	HMSA7	R	□16043	41.00	62.00	12.00	D8	P
▲15915	1.594	2.125	.313	†CRW1	P	▲16044	1.618	2.575	.500	†CRSA1	R
□15919	40.00	65.00	12.00	CRS13	R		W/BI-DIR HELIX FROM AIR SIDE				
15920	1.594	2.283	.315	HMSA7	P	16045	1.625	2.125	.250	CRWA5	V
□15922	40.00	68.00	7.00	CRS13	R		W/STAINLESS STEEL SPRING				
□15930	40.00	70.00	12.00	CRSH11	R	▲16046	1.619	2.000	.250	†CRW1	R
□15934	40.00	72.00	7.00	HMSA7	V	16047	1.625	2.116	.313	†CRWA1	R
□15937	40.00	55.00	10.00	CRS1	R	16048	1.625	2.125	.250	†CRW1	V
□15939	40.00	80.00	10.00	HMSA7	R		W/STAINLESS STEEL SPRING				
15940	1.594	2.437	.313	†CRW1	P	16049	1.625	2.250	.375	†CRW1	P
□15944	40.00	90.00	10.00	HMS48	R	▲16054	1.625	2.125	.250	†CRW1	R
□15945	40.00	90.00	12.00	HMSA79	R	▲16055	1.625	2.125	.250	†HM14	R
□15948	40.00	78.00	10.00	HMSA7	R	▲16061	1.625	2.250	.313	†CRW1	R
□15950	40.00	65.00	12.00	HMS4	R	▲16062	1.625	2.248	.313	†CRWA1	R
▲15955	1.594	2.437	.313	†CRW1	R	16064	1.625	2.328	.438	TL7	R
□15958	40.00	62.00	8.00	HMS4	R	▲16065	1.625	2.250	.250	†HM21	R
▲15960	1.594	2.502	.313	†CRW1	R	▲16069	1.625	2.328	.438	†HM18	R
□15961	40.00	62.00	8.00	HMSA7	R		CLEARANCE D .235				
□15963	40.00	65.00	10.00	HMSA7	R	16072	1.625	2.374	.313	†CRWH1	R
□15964	40.00	68.00	10.00	HMSA7	R	16077	1.625	2.374	.313	†CRW1	V
15966	1.598	2.476	.394	†CRSA3	P	16078	1.625	2.250	.313	CRW1	V
	W/CCW HELIX FROM AIR SIDE						W/STAINLESS STEEL SPRING				
15967	1.575	2.126	.315	HMSA1	R	16079	1.625	2.374	.500	†CRWH1	R
15968	1.594	2.623	.313	†CRW1	R	16083	1.625	2.282	.313	†CRW1	R
15974	1.592	2.406	.354	HMSA96	P	▲16084	1.625	2.374	.313	†CRW1	R
	W/BI-DIR HELIX FROM AIR SIDE					16085	1.625	2.374	.313	†CRWA1	R
15975	1.594	2.758	.313	†CRW1	R	16091	1.625	2.374	.313	CRWA1	P
15977	1.598	2.476	.394	†CRSA3	P	▲16092	1.625	2.374	.250	†HM21	R
	W/CCW HELIX, LONG BOOT					16094	1.625	2.374	.250	CRW1	R
15978	1.575	2.441	.365	HM4SPL	R	16095	1.625	2.375	.250	HM14	R
15984	1.594	3.150	.390	D7	P	16110	1.625	2.375	.395	CRWA6	R
□15985	40.00	72.00	7.00	HMSA7	R	16114	1.614	2.950	.430	HMSA96	P
□15989	40.00	62.00	7.00	HMSA92	P		W/BI-DIR HELIX FROM AIR SIDE				
	W/CW HELIX					▲16115	1.625	2.375	.395	CRWA6	V
□15998	40.00	58.00	8.00	HMS4	R		W/STAINLESS STEEL SPRING				
16003	1.614	2.126	.236	HMSA7	P	16116	1.625	2.403	.360	CRSA4	R
	W/CCW HELIX FROM AIR SIDE						W/2.675 FLANGE O.D.				
□16006	40.00	62.00	12.00	HMS4	R	▲16117	1.625	2.437	.313	†CRW1	R
□16009	40.00	62.00	12.00	HMSA7	R	16118	1.625	2.437	.313	†CRWA1	R
16013	1.614	2.244	.315	HMSA96	P	16119	1.625	2.437	.313	†CRW1	V
	W/CCW HELIX FROM AIR SIDE					16120	1.625	2.437	.313	†CRWA1	V
16015	1.614	2.284	.512	HMS15	P	16121	1.625	2.437	.374	CRSHA1	R
	P.F. WIDTH .354 (9MM)					16122	1.648	2.332	.591	†HMSA1	V
16017	1.614	2.677	.456	DB-SPL	P	16139	1.614	2.569	.433	HMSA25	P
16019	1.614	2.677	.354	HMSA92	R		W/BI-DIR HELIX FROM AIR SIDE				
	W/CW HELIX FROM AIR SIDE					16144	1.614	2.950	.430	HMSA57	P
▲16020	1.609	1.906	.250	HM3	R		W/CCW HELIX FROM AIR SIDE				
	W/STAINLESS STEEL CASE					▲16146	1.618	2.841	.500	†CRSA4	R
16021	1.614	2.913	.354	HMSA29	R		W/3.179 FLANGE O.D.				
16022	1.575	2.047	.276	HMSHA7	V	16147	1.614	2.165	.276	HMSA7	P
	W/CCW HELIX FROM AIR SIDE						W/CW HELIX FROM AIR SIDE				
16023	1.614	2.323	.315	HMS4	R	▲16168	1.625	2.437	.250	†HM21	R
	W/CW HELIX FROM AIR SIDE					▲16180	1.625	2.441	.313	†CRW1	R
□16024	40.00	68.00	8.00	HMS4	R	16189	1.625	2.441	.625	CRWHA3	RR
▲□16032	41.00	53.00	7.00	†CRW1	R	16201	1.625	2.441	.313	†CRWA1	R

*Contact manufacturer for availability
▲ Contact manufacturer for availability

□ Metric numbers

† Includes Bore-Tite on O.D.
▲ WasteWatcher numbers

Numerical — complete index

Stock no.	Shaft	Bore	Width of seal	Type and style	Lip code	Stock no.	Shaft	Bore	Width of seal	Type and style	Lip code	
16204	1.625	2.443	.640	†C8	RR	□16498	42.00	58.00	10.00	HMS4	R	
16225	1.625	2.437	.313	†HMS14	S	16499	1.654	2.550	.550	HMSA56	P	
16242	W/CW HELIX FROM AIR SIDE					16500	1.645	2.656	.400	†CRSA1	P	
16243	W/SS CASE & SPRING	1.625	2.502	.250	CRWH3	V	□16502	42.00	55.00	6.00	HM1	R
▲16245	1.625	2.502	.313	†CRWA1	V	▲□16503	42.00	55.00	8.00	†CRW1	R	
16246	1.625	2.502	.313	†CRW1	R	□16504	42.00	56.00	7.00	†CRW1	V	
16247	1.625	2.502	.313	†CRWA1	R	▲□16505	42.00	56.00	8.00	†CRW1	R	
16254	1.625	2.502	.375	†CRWHA1	R	▲16506	1.654	2.213	.236	HMA1	R	
16257	1.625	2.502	.374	†CRWHA1	V	□16507	42.00	55.00	8.00	†CRW1	V	
16262	1.625	2.409	.545	HMSA24	R	▲16508	1.654	2.213	.374	HMA101	R	
▲16270	1.625	2.502	.250	†HM21	R		P.F. WIDTH .236					
16271	1.627	2.365	.389	HMSA25	R	□16509	42.00	58.00	8.00	†CRW1	R	
▲16284	W/CCW HELIX FROM AIR SIDE	1.625	2.562	.250	†HM21	R	□16511	42.00	58.00	8.00	†CRW1	V
▲16286	1.625	2.462	.250	X15	R	□16512	42.00	55.00	8.00	HMS4	R	
▲16289	O.D. LISTED IS PRESSFIT I.D.	1.625	2.562	.438	†HM18	R	▲□16513	42.00	55.00	7.00	HMS4	R
16290	CLEARANCE D .210	1.625	2.562	.313	†CRWA1	V	□16514	42.00	60.00	7.00	HMSA7	R
16295	1.625	2.565	.750	†HMSHASP	R	□16515	42.00	60.00	8.00	†CRW1	R	
▲16314	W/BI-DIR HELIX FROM AIR SIDE	1.625	2.623	.313	†CRW1	R	□16517	42.00	60.00	8.00	†CRW1	V
16315	1.625	2.623	.313	†CRWA1	R	□16518	42.00	62.00	8.00	HMSA7	R	
16316	1.625	2.623	.313	†CRW1	V	□16519	42.00	62.00	8.00	†CRW1	R	
▲16322	1.625	2.623	.250	†HM21	R	16520	1.660	2.440	.594	HM11	R	
▲16337	1.625	2.686	.313	†CRW1	R	▲□16521	42.00	62.00	8.00	HMS4	R	
16338	1.625	2.686	.313	†CRW1	V	□16522	42.00	64.00	6.00	HMA1	R	
16342	1.625	2.722	.406	FF2	F	□16523	42.00	62.00	8.00	†CRW1	V	
▲16362	1.625	2.750	.250	†HM21	R	16524	1.654	2.520	.472	D	PP	
▲16364	1.625	2.750	.250	†CRW1	R	□16525	42.00	65.00	8.00	†CRW1	R	
16368	1.625	2.750	.313	†CRWH1	R	□16527	42.00	65.00	8.00	†CRW1	V	
16384	1.625	2.781	.313	†HM14	R	□16528	42.00	66.00	10.00	HMSA7	P	
16386	1.625	2.835	.469	†CRSH1	R	□16529	42.00	62.00	10.00	HMS4	R	
16392	1.625	2.808	.500	†HMSHA4	P	□16531	42.00	55.00	9.00	HMSA7	R	
▲16406	W/3.065 FLANGE O.D.	1.625	2.875	.313	†CRW1	R	16532	1.656	2.502	.500	†CRSH1	R
▲16422	1.625	3.000	.313	†CRWH1	R	16533	1.654	2.362	.335	HMSA7	V	
16431	1.625	3.062	.500	†CRSH1	R	□16534	42.00	65.00	12.00	HMSA7	R	
16440	1.625	3.251	.500	CRSH1	R	16536	1.654	2.323	.303	HMS4	R	
□16451	42.00	60.00	9.00	HMSA7	R		W/CW HELIX FROM AIR SIDE					
16456	1.654	2.283	.472	CRS1SPL	P	▲□16537	42.00	65.00	10.00	HMS4	R	
□*16466	W/CW HELIX FROM AIR SIDE	42.00	56.00	7.00	CRSA1	R	16542	1.654	2.551	.531	HMSA95	R
16471	1.654	2.165	.276	HMSA7	V		W/HELIX-CW P.F. WIDTH .375					
16473	W/CW HELIX FROM AIR SIDE	1.654	2.205	.315	HMSA7	P	□16543	42.00	60.00	7.00	HMS4	R
16474	W/CW HELIX FROM AIR SIDE	1.654	2.480	.433	CRSA3	P	▲16545	1.656	2.623	.375	†CRWA1	P
□16480	W/BI-DIR HELIX & BOOT	42.00	50.00	4.00	HMSA7	R	16546	1.654	2.217	.315	HMSA12	R
□16483	42.00	52.00	4.00	HM4	R	▲□16548	42.00	58.00	7.00	HMA1	R	
16485	1.654	2.441	.472	D6	P	16549	1.654	2.283	.472	HMSA123	P	
16487	1.654	2.094	.275	HMSA7	V		W/CW HELIX FROM AIR SIDE					
16489	1.654	2.362	.276	HMSA7	P	16551	1.654	2.559	.433	D7	P	
16491	W/CW HELIX FROM AIR SIDE	1.654	2.550	.530	HMSA95	R	□16552	42.00	68.00	10.00	HMS4	R
▲□16492	42.00	56.00	7.00	HMS4	R	□16553	42.00	72.00	8.00	HMSA7	R	
□16493	42.00	56.00	7.00	HMS4	V	□16554	42.00	72.00	8.00	†CRW1	V	
□16494	42.00	56.00	7.00	HMSA7	R	□16555	42.00	72.00	8.00	†CRW1	R	
□16495	42.00	55.00	7.00	HMSA7	R	▲□16558	42.00	72.00	8.00	HMS4	R	
□16496	42.00	56.00	7.00	HMSA7	V	□16561	42.00	72.00	10.00	HMS4	R	
16497	W/STAINLESS STEEL SPRING	1.654	2.283	.270	CRSA1	R	16564	1.654	2.992	.472	HMSA92	P
						□16565	42.00	67.00	10.00	HMSA7	P	
						16578	1.688	2.551	.595	D8	RRT	
							W/CW HELIX FROM AIR SIDE					
						□16579	42.00	60.00	10.00	HMS4	R	
						□16581	42.00	62.00	10.00	CRS1	R	
						16594	1.654	3.543	.394	D8SPL	P	
							W/AXIAL DIRT LIP					
						16596	1.654	3.543	.472	D8-SPL	P	
							W/AXIAL DIRT LIP					
						▲16599	1.673	2.162	.290	†HMA9	R	
							W/2.608 FLANGE					

Numerical — complete index

Stock no.	Shaft	Bore	Width of seal	Type and style	Lip code	Stock no.	Shaft	Bore	Width of seal	Type and style	Lip code
□16605	42.00	70.00	12.00	CRSH11	R	16904	1.688	2.760	.974	HDDF1	R
□16609	42.00	72.00	12.00	CRS12	R	□16905	43.00	69.00	8.00	†CRW1	R
□16615	42.00	70.00	10.00	HMSA7	R	16906	1.688			HDDFBV1	R
□16616	42.00	62.00	7.00	HMSA7	R	BELLEVILLE WASHERS (2 EA/KIT)					
□16617	42.00	80.00	10.00	HMS4	R	□16914	43.00	73.00	8.00	†CRW1	R
□16619	45.00	70.00	10.00	HMSA7	R	16917	1.693	2.756	.354	HMSA29	R
16620	1.685	2.165	.433	HMSA7	R	16924	1.692	2.303	.295	HMSA96	P
16622	1.654	2.441	.315	HMS-SPL	R	16926	1.693	2.480	.394	CRSA3	R
16626	1.652	2.520	.390	HMSHA4	R	□16936	43.00	72.00	10.00	CRSH11	R
□16628	42.00	62.00	7.00	HMS4	R	□16937	43.00	60.00	10.00	HMS4	R
□16642	42.00	58.00	7.00	HMS4	R	□16939	43.00	62.00	10.00	CRSH1	R
□16647	42.00	72.00	10.00	HMSA7	R	□16942	43.00	60.00	10.00	HMSA7	R
▲16650	1.688	2.279	.500	†CRWH1	R	16945	1.688	2.623	.500	CRW2	P
▲16657	1.688	2.328	.313	†CRWA1	R	▲16960	1.688	2.835	.469	CRSA1	R
▲16659	1.688	2.328	.531	HMA5	R	□16984	43.00	60.00	9.00	HMSA7	R
▲16667	1.688	2.328	.500	HM18	R	W/CW HELIX FROM AIR SIDE					
	CLEARANCE D .286					▲16999	1.688	2.875	.313	†CRW1	R
16669	1.688	2.374	.313	CRSA1	R	17005	1.705	3.080	.550	†HMSA25	R
▲16679	1.688	2.437	.313	†CRW1	R	17035	1.688	3.061	.375	†CRW1	R
16680	1.688	2.437	.313	†CRWA1	R	▲17037	1.688	3.091	.500	†CRSA4	R
16692	1.688	2.437	.250	†CRW1	S	W/3.453 FLANGE & BI-DIR HELIX					
16696	1.688	2.437	.469	†CRW1	S	17038	1.688	3.125	.375	†CRWA1	R
▲16719	1.688	2.502	.313	†CRW1	R	▲17053	1.705	3.084	.500	CRS1	R
▲16725	1.688	2.502	.835	†CRWA41	R	▲17100	1.704	3.034	.500	†CRWA1	R
	P.F. WIDTH .360 & 2.750 FLANGE					▲17106	1.709	2.209	.355	†HMSA23	P
16727	1.688	2.502	1.535	†KIT	R	17107	1.709	2.209	.355	†HMSA23	V
★16729	1.688	2.502	2.120	†KIT	R	HELIX-CW,W/2.505 FLG,PF WD.295					
▲16735	1.688	2.551	.470	HMSA7	R	17110	1.730	2.336	.470	HMA95	R
▲16743	1.688	2.502	.281	†HM21	R	P.F. WIDTH .250 & SLINGER					
16747	1.688	2.551	.375	HMSA95	R	17113	1.772	2.323	.315	HMA83	P
▲16754	1.688	2.562	.250	†HM21	R	W/FELT 'A' LIP WASHER					
▲16757	1.688	2.605	.250	†HM14	R	▲17115	1.730	2.336	.250	HMA85	R
16787	1.675	2.000	.200	WIPER	R	17122	1.732	2.165	.236	HMSA7	P
	WIPER SEAL					W/CW HELIX FROM AIR SIDE					
▲16805	1.688	2.623	.531	HMSA16	R	17124	1.719	2.437	.469	P1	L
▲16811	1.688	2.623	.375	†HM21	R	17131	1.734	2.449	.250	†HM21	R
16814	1.688	2.623	.313	†CRWA1	R	17134	1.732	2.320	.260	HMS4	R
▲16816	1.688	2.623	.500	†CRW1	R	W/CW HELIX FROM AIR SIDE					
16817	1.688	2.623	.500	†CRWA1	V	17136	1.719	2.623	.500	†CRSH1	R
▲16818	1.688	2.650	.290	X4	R	▲□17139	44.00	60.00	8.00	†CRW1	R
	O.D. LISTED IS PRESSFIT I.D.					□17142	44.00	60.00	8.00	CRW1	V
▲16820	1.688	2.688	.250	X9	R	□17143	44.00	60.00	9.00	HMSA7	R
	O.D. LISTED IS PRESSFIT I.D.					17144	1.719	2.561	.315	†CRWA1	R
▲16842	1.688	2.686	.313	†CRW1	R	▲17145	1.734	2.726	.512	†HM18	R
▲16854	1.688	2.716	.313	†CRW1	R	CLEARANCE D .218					
▲16871	1.688	2.502	.500	†CRWA3	R	▲17146	1.719	2.562	.500	†HM18	R
	W/2.750 FLANGE					CLEARANCE D .286					
16889	1.673	2.146	.236	HMSA7	V	17147	1.732	2.441	.315	HMSA45	R
	W/CW HELIX FROM AIR SIDE					W/AXIAL DIRT LIP					
16891	1.693	2.126	.295	CRSHA1	R	□17148	44.00	60.00	10.00	HMS4	R
▲□16892	43.00	54.00	7.50	CRSA1	R	▲□17149	44.00	62.00	8.00	†CRW1	R
16893	1.654	2.165	.315	HMSA7	V	17154	1.732	2.362	.315	HMSA7	V
	W/CW HELIX FROM AIR SIDE					W/CW HELIX FROM AIR SIDE					
16894	1.693	2.480	.354	HMSA92	R	□17160	44.00	65.00	8.00	†CRW1	R
	W/CCW HELIX FROM AIR SIDE					17162	1.719	2.875	.469	P1	L
□16895	43.00	57.00	8.00	†CRW1	R	□17166	44.00	68.00	8.00	†CRW1	V
16896	1.693	2.283	.276	HMSA7	P	□17168	44.00	65.00	10.00	HMS4	R
	W/CW HELIX FROM AIR SIDE					□17179	44.00	70.00	8.00	†CRW1	R
□16897	43.00	60.00	8.00	†CRW1	R	□17184	44.00	72.00	8.00	†CRW1	R
□16898	43.00	62.00	8.00	HMSA7	P	□17186	44.00	72.00	10.00	HMS4	R
▲16900	1.688	2.750	.313	CRW1	R	▲17187	1.734	2.401	.210	†G2	R
▲16901	1.654	2.520	.390	HMSHA4	R	▲17190	1.739	2.812	.594	†HMSA16	R
16903	1.688	2.750	.375	†CRWA1	R	W/HELIX-CW, W/3.270 FLANGE					
						17191	1.732	3.150	.354	HMSA92	P

★Contact manufacturer for availability
Bold numbers are preferred designs

□ Metric numbers

† Includes Bore-Tite on O.D.
 ▲ WasteWatcher numbers

Numerical — complete index

Stock no.	Shaft	Bore	Width of seal	Type and style	Lip code	Stock no.	Shaft	Bore	Width of seal	Type and style	Lip code
17193	1.732	3.622	.748	†HMSA7SP	R	▲17442	1.750	2.623	.313	†CRW1	R
	P.F. WIDTH .492					17443	1.750	2.623	.313	†CRWA1	R
17194	1.732	3.543	.787	HMSASPL	P	17444	1.750	2.623	.313	†CRW1	S
▲17227	1.750	2.125	.188	†HMS1	R	17448	1.750	2.623	.313	†CRWA1	V
▲17231	1.750	2.250	.313	†CRW1	R	17456	1.750	2.623	.375	†CRWH1	R
17234	1.750	2.250	.313	†CRW1	V	▲17458	1.747	2.623	.365	†HMS14	E
▲17240	1.750	2.250	.188	†HM14	R	W/HELIX-CW & 2.870 FLANGE					
□17255	45.00	68.00	12.00	†HMSA1	R	17459	1.747	2.623	.365	†KIT	E
17257	1.750	2.328	.438	CRS1	R	▲17461	1.750	2.623	.250	HM21	R
17259	1.720	2.921	.468	†HMSA57	P	▲17484	1.750	2.686	.313	CRW1	R
	W/BI-DIR HELIX FROM AIR SIDE					17485	1.750	2.718	.294	X4	R
17261	1.750	2.374	.313	†CRWA1	V	O.D. LISTED IS PRESSFIT I.D.					
★17265	1.750	2.374	.438	HMS6	R	▲17488	1.750	2.716	.250	†HM21	R
▲17270	1.750	2.374	.313	†CRW1	R	17490	1.750	2.326	.275	KIT	R
17271	1.750	2.374	.313	†CRWA1	R	17502	1.771	2.362	.495	D7	PP
▲17277	1.750	2.374	.250	HM21	R	17502	1.750	2.620	.354	HMSA97	V
▲17280	1.750	2.411	.375	†CRW1	P	17523	1.750	2.750	.313	†CRWA1	R
17283	1.750	2.437	.313	†CRW1	R	▲17544	1.750	2.750	.250	†HM21	R
	W/SS CASE & SPRING					▲17557	1.750	2.750	.313	†CRW1	R
▲17284	1.750	2.437	.313	†CRW1	R	17558	1.750	2.750	.313	†CRW1	V
17285	1.750	2.437	.315	†CRWA1	R	17588	1.889	2.440	.276	CRSA1	R
▲17286	1.766	2.412	.375	†HMSA1	R	17599	1.750	2.750	.484	†HM21	R
	W/CW HELIX FROM AIR SIDE					▲17605	1.750	2.758	.313	†CRW1	R
17292	1.750	2.437	.313	†CRW1	V	▲17607	1.750	2.717	.438	†CRWA1	R
17293	1.750	2.437	.315	†CRWA1	V	▲17617	1.750	2.718	.359	†HM18	R
17296	1.732	2.614	.394	HMSA97	V	CLEARANCE D .160					
	W/3.012 FLG O.D. & .394 PRESS					17618	1.750	2.718	.359	TL2	R
17298	1.732	2.283	.276	HMSA7	P	▲17620	1.750	2.786	.294	X15	R
	W/CW HELIX FROM AIR SIDE					O.D. LISTED IS PRESSFIT I.D.					
17300	1.732	2.283	.315	HMSA7	V	▲17624	1.750	2.810	.313	CRWA1	R
	W/CW HELIX FROM AIR SIDE					17627	1.750	2.810	.313	†CRWA1	V
▲17310	1.750	2.437	.250	HM21	R	17629	1.772	2.362	.276	HMSA7	P
▲17315	1.750	2.441	.313	†CRW1	R	W/CW HELIX FROM AIR SIDE					
17320	1.750	2.441	.375	†CRWA1	V	▲17633	1.750	2.830	.375	†HM21	R
□17324	44.00	62.00	10.00	HMSA7	R	17645	1.750	2.875	.375	†CRWHA1	R
17327	1.705	3.034	.562	HMSA25	V	▲17653	1.750	2.875	.313	†CRW1	R
★17330	1.732	2.362	.394	HMSA7	V	17657	1.750	2.875	.313	†CRW1	V
□17335	44.00	62.00	10.00	HMS4	R	17658	1.772	2.520	.472	CRSHA1	R
▲17340	1.750	2.441	.250	†HM21	R	W/BI-DIR HELIX FROM AIR SIDE					
17341	1.750	2.441	.250	†HM21	R	17662	1.772	2.441	.394	HMSA32	R
	W/STAINLESS STEEL CASE					17666	1.772	2.441	.394	CRSA1	R
□17347	44.00	72.00	12.00	CRSH11	R	17667	1.772	2.835	.472	HMSA-DL	P
17353	1.750	2.500	.484	D7	P	W/CW HELIX, 19MM OVERALL WIDTH					
▲17359	1.750	2.441	.469	†HM18	R	17670	1.772	2.598	.394	HMSA92	V
	CLEARANCE D .254					W/BI-DIR HELIX FROM AIR SIDE					
17374	1.750	2.502	.500	†CRWA5	R	▲17671	1.750	2.875	.250	†HM21	R
	W/STAINLESS STEEL SPRING					17673	1.771	2.835	.450	HMSA21	E
17379	1.750	2.502	.313	†CRW1	V	17674	1.750	2.875	.500	TL7	R
	W/STAINLESS STEEL SPRING					▲17675	1.750	2.981	.438	CRWHA1	R
17381	1.750	2.502	.313	†CRWA1	V	17677	1.772	2.756	.433	HMSA16	V
17385	1.750	2.502	.250	CRWH3	V	W/BI-DIR HELIX FROM AIR SIDE					
	W/SS CASE & SPRING					17678	1.750	2.997	.313	†CRWHA1	R
▲17386	1.750	2.502	.313	†CRW1	R	□17679	45.00	63.00	7.70	HMS4	S
17387	1.750	2.502	.313	†CRWA1	R	17683	1.772	3.130	.571	HMSA7S	V
▲17392	1.750	2.502	.250	†HM21	R	17686	1.772	2.953	.472	HMSA92S	P
17395	1.750	2.502	.375	†CRWHA1	V	W/CW HELIX					
17399	1.750	2.502	.375	†CRW1	S	□17688	45.00	60.00	10.00	HMSA7	R
▲17404	1.750	2.561	.313	†CRW1	R	□17690	45.00	60.00	9.00	HMSA7	R
▲17406	1.750	2.562	.500	†HM18	R	▲17691	1.811	2.732	.433	HMSA45	P
	CLEARANCE D .286					W/AXIAL DIRT LIP & 3.146 FLANGE					
17407	1.732	2.653	.375	HMSASPL	P	□17692	45.00	52.00	4.00	HM4	R
	W/BI-DIR HELIX FROM AIR SIDE					□17694	45.00	68.00	7.00	HMSA7	R
▲17413	1.750	2.565	.313	†CRWA1	R	▲17695	1.750	2.997	.313	†CRW1	R
▲17415	1.750	2.561	.250	†HM21	R	17696	1.772	2.559	.315	HMSA85	P
17435	1.772	2.561	.197	†CRSA1	R	W/CCW HELIX FROM AIR SIDE					

Numerical — complete index

Stock no.	Shaft	Bore	Width of seal	Type and style	Lip code	Stock no.	Shaft	Bore	Width of seal	Type and style	Lip code
17922	1.772	2.520	.807	HMSA97	P	18257	1.813			HDDFBV1	R
□17925	45.00	68.00	10.00	HMSA7	R	BELLEVILLE WASHERS (2 EA/KIT)					
□17927	45.00	72.00	8.00	HMSA7	R	18258	1.813	2.965	.250	FF1	F
□17928	45.00	75.00	8.00	HMS4	R	18259	1.813	3.003	.892	HDDF1	R
□17929	45.00	75.00	8.00	HMSA7	R	O.D. LISTED IS SEAL I.D.					
□17930	46.00	65.00	8.00	†CRW1	R	▲18264	1.813	3.000	.375	†CRWA1	P
□17933	45.00	75.00	10.00	HMSA7	R	18412	1.844	2.502	.375	†CRSA1	R
□17935	45.00	85.00	10.00	HMSA7	R	▲18415	1.825	2.570	.250	†HM21	R
□17937	45.00	55.00	7.00	HMS4	R	▲18425	1.844	2.623	.313	†CRW1	R
□17939	45.00	55.00	7.00	HMSA7	R	▲18436	1.849	2.717	.398	D7	P
□17941	45.00	100.00	10.00	HMSA7	R	18443	1.890	2.440	.405	†HMSA23	E
17943	1.772	1.969	.512	END CAP	P	P.F. WIDTH .354					
□17945	45.00	55.00	4.00	HMS4	R	▲18444	1.844	2.750	.313	†CRW1	P
□17948	45.00	55.00	4.00	HMSA7	R	18446	1.844	2.750	.375	†CRSA1	R
□17950	46.00	68.00	8.00	†CRW1	R	□18447	47.00	60.00	7.00	†CRW1	R
□17952	45.00	68.00	12.00	HMS4	R	□18450	47.00	62.00	8.00	†CRW1	R
□17954	45.00	68.00	12.00	HMSA7	R	18452	1.850	2.441	.354	HMS9	P
17955	1.811	2.697	.295	HMA8	R	▲18454	1.850	2.520	.550	HMA5	R
□17975	46.00	72.00	8.00	†CRW1	R	P.F. WIDTH .236					
□17980	46.00	73.00	8.00	†CRW1	R	18458	1.850	2.520	.276	D8	R
18000	1.811	3.543	.630	HMSA7SP	P	▲18465	1.850	2.598	.433	HMSA29	R
18003	1.811	4.016	.394	CRSSPL	R	P.F. WD .236 W/AXIAL DIRT LIP					
▲18009	1.809	2.361	.370	†HMA9	R	▲□18467	47.00	65.00	10.00	HMS4	R
18014	1.811	2.480	.300	HMS4	P	18472	1.842	2.748	.426	†HMSA16	V
18015	1.811	2.520	.354	HMSA92	P	W/BI-DIR HELIX FROM AIR SIDE					
▲18024	1.813	3.092	.469	HMSA25	R	□18480	47.00	70.00	10.00	HMSA7	R
▲18025	1.813	2.279	.313	†CRW1	R	▲□18485	47.00	72.00	8.00	†CRW1	R
18030	1.813	2.408	.300	X15	R	18488	1.850	3.150	.511	HMSASPL	P
▲18039	1.813	2.437	.313	†CRW1	R	W/.276 P.F. WIDTH					
▲18049	1.813	2.562	.313	†CRWA1	V	18489	1.850	3.307	.374	HMA101	P
▲18050	1.813	2.562	.438	†HM18	R	▲18492	1.868	2.518	.315	†CRWA1	P
▲18055	1.825	2.623	.250	†HM21	R	18496	1.850	2.283	.276	HMSA7	P
18098	1.813	2.562	.313	SL1	T	W/CW HELIX FROM AIR SIDE					
▲18100	1.813	2.623	.500	CRW79	R	18499	1.850	2.698	.354	CRSA3	P
18101	1.811	2.480	.291	HMSA7	P	WBI-DIR HELIX					
18102	1.811	2.874	.572	UNITIZE	V	□18500	47.00	65.00	12.00	CRSH13	R
▲18104	1.813	2.623	.313	†CRW1	R	□18501	47.00	70.00	12.00	CRSH11	R
18108	1.177	2.559	.433	HMSA57	P	□18502	47.00	72.00	10.00	CRSH11	R
□18113	46.00	65.00	10.00	HMS47	R	18505	1.850	3.976	.472	HMSA92	P
18114	1.813	2.686	.313	†CRWA1	P	18507	1.850	2.756	.472	HMSA123	P
□18118	46.00	80.00	10.00	CRSH11	R	18508	1.875	2.625	.375	HMS4	S
★18122	1.811	2.874	.394	HMSHA7	R	W/CW HELIX FROM AIR SIDE					
18124	1.811	2.667	.315	HMS4	P	18510	1.872	2.684	.544	X13	R
▲18127	1.813	2.719	.270	TL7	R	O.D. LISTED IS PRESSFIT I.D.					
18136	1.813	2.776	.432	181367	R	18512	1.850	2.402	.276	HMSA7	V
▲18149	1.825	2.750	.484	†HM18	R	W/CW HELIX FROM AIR SIDE					
▲18159	1.813	2.750	.313	†CRW1	R	18513	1.850	2.835	.394	HMSA92	P
▲18190	1.813	2.777	.432	†HMSA25	R	18531	1.890	2.835	.394	D7	R
▲18242	1.813	2.875	.313	†CRW1	R	▲18536	1.875	2.318	.203	HMSA11	V
						W/2.333 NOSE GASKET					
						▲18543	1.875	2.401	.275	†HM14	R
						18544	1.875	2.561	.600	†HMSA16	V
						W/HELIX-CW P.F. WIDTH .528					
						▲18545	1.875	2.471	.313	†CRWA1	R
						18546	1.875	2.562	.313	†CRWA1	V
						▲18548	1.875	2.561	.600	†HMSA16	P
						W/HELIX-CW, P.F. WIDTH .528					
						▲18549	1.875	2.398	.256	†CRW1	R
						18550	1.875	2.398	.250	†KIT	R
						SEE KIT SECTION					
						18551	1.875	2.398	.250	KIT	R
						SEE KIT SECTION					
						▲18555	1.875	2.500	.313	†CRW1	P
						▲18558	1.875	2.502	.250	†HM21	R
						18562	1.875	2.562	.313	†CRW1	P

Numerical — complete index

Stock no.	Shaft	Bore	Width of seal	Type and style	Lip code	Stock no.	Shaft	Bore	Width of seal	Type and style	Lip code
□18971	48.00	70.00	8.00	†CRW1	V	19234	1.938	2.686	.304	†CRWA1	P
□18972	48.00	72.00	8.00	†CRW1	R	▲19236	1.938	2.686	.304	†CRW1	R
□18973	48.00	72.00	8.00	†CRW1	V	19237	1.938	2.686	.304	†CRWA1	R
□18974	48.00	74.00	10.00	HMSA7	R	19240	1.938	2.686	.375	†CRW1	S
▲□18976	48.00	72.00	8.00	HMS4	R	19243	1.938	2.686	.304	†CRWA1	V
□18977	48.00	72.00	10.00	HMS4	R	19244	1.938	2.686	.304	†CRW1	P
18979	1.890	2.874	.276	CRSA1	P	19251	1.938	2.686	.594	†TL8	R
▲□18981	48.00	80.00	8.00	†CRW1	R	19252	1.937	2.687	.375	KIT	R
18983	1.889	3.110	.688	CRSA1	P	19255	1.938	2.680	.500	†D3	R
18984	1.890	2.520	.472	HMSA96	R	▲19264	1.938	2.750	.313	†CRW1	R
18987	1.890	2.910	.390	HMSA92	P	▲19267	1.938	2.750	.313	†CRW1	V
□18989	48.00	80.00	10.00	HMS48	R	▲19273	1.938	2.762	.500	†CRSA1	R
▲18990	1.886	2.561	.250	HM22	R					W/CW HELIX FROM AIR SIDE	
▲18992	1.886	2.700	.550	†HMSA16	P	19274	1.938	2.825	.500	CRSH1	P
				W/HELIX-CCW & 3.000 FLANGE		▲19277	1.938	2.813	.500	HMSA23	R
18994	1.886	2.750	.469	HMSA92S	P					W/CCW HELIX FROM AIR SIDE	
				W/BI-DIR HELIX FROM AIR SIDE		19278	1.938	2.835	.250	†CRWA5	R
□18997	48.00	58.00	4.00	HM4	R	19286	1.938	2.875	.563	KIT	RR
18998	1.886	2.700	1.000	†KIT	P					SEE KIT SECTION	
18999	1.885	2.700	.552	HMSA25	#	□19290	49.00	65.00	10.00	HMS46	R
				W/HELIX-CW W/3.000 FLANGE O.D.		□19292	49.00	68.00	10.00	CRSH13	R
▲19000	1.893	2.434	.250	CRW1	R	19293	1.929	2.677	.394	HMSA7	R
□19002	48.00	72.00	7.00	HMSA7	R					W/BI-DIR HELIX FROM AIR SIDE	
□19003	48.00	90.00	10.00	HMS4	R	▲19300	1.938	2.875	.313	†CRW1	R
□19007	48.00	72.00	10.00	HMSA7	R	19301	1.938	2.875	.313	†CRWA1	R
19010	1.915	2.533	.250	†CRW1	R	19304	1.938	2.875	.313	†CRWH1	V
19011	1.893	2.533	.250	KIT	R	19305	1.938	2.875	.718	KIT	P
				SEE KIT SECTION						SEE KIT SECTION	
19012	1.893	2.533	.250	†KIT	R	▲19306	1.938	2.875	.250	†HM21	R
				SEE KIT SECTION		19310	1.938	2.884	.313	†CRWA1	P
19013	1.938	2.500	.300	†HMA9	R	▲19314	1.940	2.909	.516	CRSA6	R
19017	1.906	2.752	.375	†CRWA1	P					HELIX-CW & 3.583 FLG,PF WD.370	
□19021	48.00	72.00	8.00	HMSA7	R	19317	1.890	2.677	.433	CRSA3	P
□19028	48.00	72.00	7.00	HMS4	R					W/BI-DIR HELIX FROM AIR SIDE	
19062	1.906	3.189	.313	CRSA1	P	19324	1.811	3.189	1.090	HMSA97S	P
▲19090	1.929	2.441	.315	HMSA45	R	19333	1.930	3.940	.315	HM83	R
				W/AXIAL DIRT LIP & SS SPRING		▲19350	1.938	2.997	.313	†CRW1	R
□19092	49.00	68.00	7.00	HMSA7	V	▲19359	1.938	3.000	.313	†CRW1	R
19095	1.929	2.756	.472	HMSA-SP	R	19360	1.938	3.000	.313	CRWA1	R
				W/3.031 FLANGE O.D.		19368	1.938	3.000	.313	†CRWA1	V
19097	1.929	2.441	.441	HMSA45	P	19372	1.938	2.693	.507	D8	R
▲19100	1.929	2.843	.315	HMA22	R	19377	1.937	2.650	.350	†AHL1FLG	S
				P.F. WIDTH .236 - RC		▲19380	1.938	3.061	.313	†CRW1	R
19192	1.929	2.756	.394	HM-SPL	R	19387	1.938	2.750	.360	†HMSA16	V
				W/BI-DIR HELIX FROM AIR SIDE		▲19400	1.938	3.125	.500	†CRW1	R
19200	1.929	2.520	.492	HMA16	R	▲19407	1.938	3.189	.313	†CRW1	R
				P.F. WIDTH .236 & 2.805 FLANGE		19428	1.940	2.900	.400	HMSA16	R
▲19206	1.938	2.471	.313	†HMSA1	V	19433	1.938	3.251	.313	†CRWA1	V
19208	1.927	2.910	1.210	†HMS-SPL	#	▲19434	1.938	3.251	.313	†CRW1	R
▲19210	1.938	2.437	.250	†CRW1	R	19438	1.938	3.062	.500	†CRW1	S
▲19211	1.938	2.563	.313	†CRW1	R	19445	1.938	3.350	.469	†CRWHA1	R
19212	1.938	2.437	.250	†CRW1	R	▲19449	1.938	3.543	.313	†CRW1	R
				W/SS CASE & SPRING		19455	1.938	3.622	.375	FF1	F
19213	1.938	2.675	.250	†CRWA5	R	19466	1.938	3.751	.500	†CRSH1	R
▲19214	1.938	2.500	.380	†HMA9	R	▲19500	1.938	2.621	.570	†HMA8	R
				P.F. WIDTH .306						P.F. WIDTH .255	
▲19215	1.938	2.412	.313	†CRW1	R	▲19510	1.945	2.892	.294	†TL6	R
▲19219	1.938	2.502	.281	†HM14	R	□19564	50.00	68.00	8.00	HMSA7	R
▲19220	1.938	2.502	.375	†CRWA1	R	19569	1.969	2.750	.530	CRSHA1	R
▲19221	1.938	2.502	.281	HMA4	R	19578	1.969	3.150	.433	HMSA96	P
▲19223	1.938	2.578	.294	HMA4	R					W/CCW HELIX FROM AIR SIDE	
				W/2.840 FLANGE		19579	1.969	2.657	.531	CRSHA1	R
▲19226	1.938	2.623	.313	†CRW1	R	□19581	50.00	60.00	7.00	HMS4	R
19227	1.938	2.623	.313	†CRWA1	V	□19584	50.00	60.00	7.00	HMSA7	R
▲19229	1.938	2.623	.313	†CRWA1	R	□19587	50.00	62.00	10.00	HMS4	R

Numerical — complete index

Stock no.	Shaft	Bore	Width of seal	Type and style	Lip code	Stock no.	Shaft	Bore	Width of seal	Type and style	Lip code
□19589	50.00	62.00	5.00	HMS4	R	19656	1.969	2.913	.354	HMSA92	P
□19590	50.00	58.00	4.00	HM4	R	□19657	50.00	75.00	10.00	HMSA7	R
□19592	50.00	62.00	10.00	HMSA7	R	▲19660	1.969	2.960	.250	HD1	R
□19595	50.00	62.00	5.00	HM4	R	QUILL WIPER					
19596	1.969	2.677	.354	CRSHA1	R	□19662	50.00	80.00	8.00	HMSA7	R
□19597	50.00	62.00	5.00	HMSA7	R	□19663	50.00	80.00	10.00	HMS4	R
□19598	50.00	68.00	9.00	HMS4	R	□19664	50.00	80.00	8.00	†CRW1	R
19599	1.968	2.362	.236	HMA10	R	▲□19665	50.00	80.00	8.00	HMS4	R
▲□19600	50.00	65.00	8.00	HMS4	R	□19666	50.00	80.00	8.00	†CRW1	V
□19601	50.00	65.00	8.00	HMSA7	R	□19667	50.00	80.00	13.00	HMS4	R
□19602	50.00	62.00	7.00	CRS1	R	□19668	50.00	82.00	8.00	†CRWA1	R
□19603	50.00	62.00	7.00	HMSA7	R	□19669	50.00	80.00	10.00	HMS4	V
▲□19604	50.00	64.00	6.50	HMSA7	R	W/STAINLESS STEEL SPRING					
□19605	50.00	65.00	8.00	†CRW1	R	*19672	1.969	3.150	.630	HMSA92	P
□19606	50.00	65.00	8.00	†CRW1	V	W/BI-DIR HELIX FROM AIR SIDE					
▲19607	1.969	2.623	.313	†CRWA1	R	□19674	50.00	85.00	8.00	†CRW1	R
□19608	50.00	68.00	8.00	†CRW1	R	□19675	50.00	85.00	10.00	HMS4	R
▲19610	1.969	2.686	.375	HMS2	S	19676	2.244	3.150	.402	HMSA56	R
□19611	50.00	68.00	8.00	†CRW1	V	19677	1.969	3.228	.315	HMSA96	P
▲19612	1.969	2.618	.591	HMSA92	R	□19681	50.00	65.00	9.00	HMSA7	R
P.F. WD .750 W/AXIAL DIRT LIP						19682	1.969	3.386	.748	HMSA96	R
19613	1.969	2.677	.270	HMSA45	R	W/CCW HELIX FROM AIR SIDE					
W/AXIAL DIRT LIP						□19683	50.00	75.00	12.00	HMSA7	R
□19614	50.00	68.00	8.00	HMS4	V	▲□19684	50.00	90.00	8.00	†CRW1	R
19615	1.969	2.686	.500	CRSH1	R	□19686	50.00	90.00	8.00	†CRW1	V
▲□19616	50.00	68.00	8.00	HMS4	R	□19687	50.00	90.00	10.00	HMS4	R
□19618	50.00	68.00	10.00	HMS4	R	□19688	50.00	64.00	10.00	HMSA7	R
□19619	50.00	68.00	10.00	HMSA7	R	19689	1.969	2.835	.570	D8SPL	R
19620	1.969	2.742	.500	CRSH1	P	AXIAL DIRT LIP-SEAL					
□19621	50.00	68.00	6.50	HMSA7	R	19709	1.988	3.051	.354	HMSA96	P
▲□19622	50.00	62.00	7.00	HMS4	R	□19710	50.00	68.00	7.00	HMSA7P2	R
19623	1.969	2.571	.315	HMSA24	P	□19714	50.00	65.00	10.00	HMS4	R
W/BI-DIR HELIX FROM AIR SIDE						□19715	50.00	72.00	12.00	HMS4	R
19624	1.969	2.638	.216	HMA90	R	19720	1.991	2.900	.290	X4	R
▲19626	1.969	2.638	.433	HMA76	R	O.D. LISTED IS PRESSFIT I.D.					
19627	1.969	2.638	.354	HMA8	R	□19723	50.00	70.00	10.00	HMSA7	R
▲19628	1.969	2.638	.354	CRSA1	R	□19728	50.00	72.00	7.00	HMSA7P2	R
□19629	50.00	62.00	10.00	CRS1	R	19730	1.996	3.111	.344	†HMSA16	V
▲□19630	50.00	70.00	8.00	†CRW1	R	W/HELIX-CW W/3.425 FLANGE					
□19631	50.00	70.00	8.00	†CRW1	V	19731	2.000	2.375	.188	HMS1	R
▲□19632	50.00	70.00	10.00	HMS4	R	19733	2.000	2.375	.188	HM14	R
□19634	50.00	70.00	10.00	HMSA7	V	▲19737	2.000	2.371	.250	†HM14	R
W/STAINLESS STEEL SPRING						19739	2.000	2.500	.438	†CRW1	S
19635	1.969	2.756	.315	HMSA92	P	□19741	50.00	75.00	9.00	CRS11	R
W/CW HELIX FROM AIR SIDE						▲19743	2.000	2.622	.280	†HMA9	R
□19636	50.00	72.00	8.00	HMS4	V	W/3.000 FLG & AXIAL DIRT LIP					
W/STAINLESS STEEL SPRING						▲19745	2.000	2.502	.313	†CRW1	P
□19637	50.00	65.00	10.00	HMSA7	R	19746	2.000	2.623	.250	†HM21	V
▲□19638	50.00	72.00	8.00	HMS4	R	▲19748	2.000	2.500	.250	HM1	R
▲19639	1.969	2.835	.640	D5-SPL	R	19753	2.000	2.562	.234	†HM14	R
SPECIAL CONST.						▲19754	2.000	2.502	.250	†HM14	R
□19640	50.00	72.00	8.00	†CRW1	R	▲19757	2.000	2.565	.500	†HM14	R
□19641	50.00	72.00	8.00	†CRW1	V	▲19760	2.000	2.623	.313	†CRW1	R
▲19643	1.969	2.875	.469	CRSH1	R	19762	2.000	2.623	.313	†CRWA1	R
▲19644	1.969	2.874	.468	KIT	R	▲19763	2.000	2.623	.250	†HM21	R
□19645	50.00	72.00	10.00	HMS4	R	▲19768	2.000	2.627	.234	†HM14	R
□19646	50.00	72.00	8.00	HMSA7	R	19770	2.000	2.635	.234	†HM14	R
19647	1.969	2.559	.384	HMA8	P	19773	2.000	2.652	.365	HMA2	R
□19648	50.00	72.00	9.00	HMS4	R	19777	2.000	2.623	.313	†CRWA1	V
□19649	50.00	72.00	10.00	HMSA7	R	▲19778	2.000	2.686	.375	†CRW1	R
□19650	50.00	87.00	11.00	HMSA92	P	19782	2.000	2.623	.313	†CRWA1	V
19651	1.969	2.368	.276	HMSA7	V	W/STAINLESS STEEL SPRING					
□19652	50.00	72.00	12.00	HMSA7	R	▲19783	2.000	2.686	.250	†HM21	R
□19654	50.00	75.00	8.00	†CRWA1	R	19784	2.000	2.560	.234	†HMA85	R
▲□19655	50.00	75.00	10.00	HMS4	R	▲19785	2.000	2.716	.375	†CRW1	R

*Contact manufacturer for availability
Bold numbers are preferred designs

□ Metric numbers

† Includes Bore-Tite on O.D.
 ▲ WasteWatcher numbers

Numerical — complete index

Stock no.	Shaft	Bore	Width of seal	Type and style	Lip code	Stock no.	Shaft	Bore	Width of seal	Type and style	Lip code	
19786	2.000	2.716	.375	†CRWA1	R	20016	2.000	2.631	.272	HMA94	R	
□19791	50.00	78.00	13.00	CRSH13	R	P.F. WD IS.257",MINOR OD=2.628						
19793	2.000	2.720	.210	X	R	20018	2.000	2.620	.355	HMSA96	VT	
	O.D. LISTED IS PRESSFIT I.D.						20038	2.047	2.590	.290	HMSA96	P
▲19799	2.000	2.742	.375	†HMS13	P	▲20044	2.000	3.061	.250	†HM21	R	
	W/CW HELIX FROM AIR SIDE						▲20045	2.000	3.061	.375	†CRW1	R
▲19803	2.000	2.745	.234	HM14	R	▲20053	2.000	3.061	.500	†CRWH1	R	
▲19807	2.000	2.746	.375	†CRW1	S	▲20054	2.000	3.061	.500	†CRWHA1	R	
▲19820	2.000	2.752	.188	†HM14	R	▲20070	2.000	3.125	.375	†CRW1	R	
19823	2.000	2.750	.313	†CRW1	V	▲20078	2.000	3.148	.250	HM14	R	
▲19831	2.000	2.750	.313	†CRW1	R	▲20079	2.000	3.150	.375	†CRW1	R	
19832	2.000	2.750	.313	†CRWA1	R	▲20098	2.000	3.189	.469	†CRWH1	R	
▲19834	2.000	2.750	.250	†HM21	R	20100	2.000	3.189	.469	†CRWHA1	R	
19839	2.000	2.750	.313	†CRWA1	V	20108	2.000	3.251	.437	KIT	R	
19840	2.000	2.750	.313	†CRW1	V	▲20109	2.000	3.251	.438	†CRWH1	R	
	W/SS CASE & SPRING						▲20113	2.000	2.962	.250	†HM20	R
19841	2.000	2.834	.197	SL2	T	W/3.209 FLANGE						
	W/ALUMINUM CASE						▲20118	2.000	2.968	.313	†HM14	R
▲19844	2.000	2.802	.250	X15	D	20122	2.000	3.371	.438	†CRW1	V	
	O.D. LISTED IS PRESSFIT I.D.						▲20124	2.000	3.371	.438	†CRWH1	R
▲19848	2.000	2.835	.469	†CRWH1	R	20125	2.000	3.371	.438	†CRWHA1	R	
▲19852	2.000	2.562	.335	CRW2	R	20127	2.000	3.371	.438	CRWH1	V	
	W/2.860 FLANGE						20136	2.000	3.370	1.031	CRSA4	P
19876	2.000	2.874	.703	†C8	RR	HELIX-CW & 3.800 FLG,PF WD.358						
□19878	50.00	85.00	13.00	CRSH1	R	▲20140	2.000	3.543	.433	†CRWH1	R	
▲19880	2.000	2.875	.250	†HM21	R	▲20144	2.000	3.623	.438	†CRWH1	R	
19882	2.000	2.875	.256	XHM	R	20146	1.980	3.371	.563	†KIT	V	
	O.D. LISTED IS PRESSFIT I.D.						SEE KIT SECTION					
19884	2.000	2.875	.313	†CRW1	V	▲20148	2.000	3.623	.250	HM21	R	
▲19886	2.000	2.875	.313	†CRW1	R	▲20158	2.000	4.003	.438	†CRWH1	R	
19887	2.000	2.875	.313	†CRWA1	R	20168	2.000		.562	J2-KIT	R	
□19894	50.00	90.00	13.00	CRSH13	R	SEE TYPE J SECTION (HM LIP)						
19896	2.000	2.875	.375	†CRWHA1	R	▲□20205	51.00	63.00	6.00	HMA2	R	
19900	2.000	2.875	.500	†CRWH1	R	20209	2.008	2.480	.470	HMSA96	R	
	W/SS CASE & SPRING						P.F. WIDTH .337"					
□19903	50.00	78.00	10.00	HMS47	R	▲□20210	51.00	65.00	7.00	†CRWA1	R	
19905	2.000	2.623	.311	HMSA1	V	20215	2.008	2.598	.413	HMSA96	R	
	W/CW HELIX FROM AIR SIDE						P.F. WIDTH .295 (7.5MM)					
▲19922	2.000	2.880	.375	†CRWA1	R	20216	2.008	2.756	.433	HMSASPL	P	
19923	2.000	2.880	.375	†CRWA1	P	W/CCW HELIX FROM AIR SIDE						
□19925	50.00	80.00	10.00	HMSA7	R	□20255	51.00	73.00	8.00	†CRWA1	R	
□19927	50.00	90.00	10.00	HMSA7	R	□20275	51.00	80.00	9.53	†CRW1	R	
19938	2.000	2.965	.500	†HM14	R	□20280	51.00	81.00	9.53	†CRWH1	R	
	CLEARANCE D .275						□20281	51.00	81.00	9.53	†CRWHA1	R
19939	2.000	2.880	.368	†HMS14	R	□20292	51.00	92.00	11.13	†CRWH1	R	
	W/CW HELIX FROM AIR SIDE						□20400	52.00	62.00	7.00	HMSA7	R
▲19940	2.000	2.965	.313	†HM14	R	20403	2.043	2.835	.315	HMSA29	R	
19955	1.995	2.620	.492	KIT		□20405	52.00	63.00	8.00	HMSA7	P	
▲19965	2.000	2.997	.250	HM21	R	□20408	52.00	65.00	9.00	HMSA7	R	
19966	2.000	2.754	.302	†HMS14	S	□20415	52.00	69.00	10.00	HMS4	R	
▲19969	2.000	2.997	.375	†CRWH1	R	20417	2.047	2.441	.217	XA-SPL	P	
19970	2.000	2.997	.375	†CRWHA1	R	O.D. LISTED IS PRESSFIT I.D.						
19974	2.000	2.997	.375	†CRWHA1	V	▲20420	2.047	2.561	.315	†CRW1	R	
19979	2.000	2.997	.375	†CRWH1	V	□20421	52.00	68.00	8.00	†CRW1	R	
19982	2.000	2.997	.438	†HMSA24	P	▲20422	2.047	2.638	.264	X	P	
19984	2.000	2.560	.224	†HMA84	R	O.D. LISTED IS PRESSFIT I.D.						
▲19992	2.000	3.000	.313	†CRW1	R	□20424	52.00	68.00	8.00	†CRW1	V	
19993	2.000	3.000	.313	†CRWA1	R	▲20425	2.048	2.727	.570	†HMA8	R	
19995	2.000	3.000	.313	†CRWA1	V	W/AXIAL DIRT LIP						
20002	2.000	3.000	.375	†CRWH1	V	▲□20426	52.00	68.00	8.00	HMS4	R	
20004	2.000	3.000	.375	†CRWH1	R	20427	2.047	2.677	.276	HMA8	P	
20005	2.000	3.000	.375	†CRWHA1	R	W/AXIAL DIRT LIP						
▲20006	2.000	3.000	.250	†HM21	R	▲20428	2.047	2.677	.512	HMSA7SP	R	
20012	1.969	2.953	.354	CRSA1	P	SPECIAL CONST.						

Numerical — complete index

Stock no.	Shaft	Bore	Width of seal	Type and style	Lip code	Stock no.	Shaft	Bore	Width of seal	Type and style	Lip code	
21953	2.199	2.804	.300	HMA85	P	▲22311	2.250	3.110	.469	VR1	R	
▲21955	2.201	3.519	.591	†HMSA16	R		SHAFT RANGE 2.090 - 2.290					
21961	2.201	2.738	.197	HMA73	R	22319	2.250	2.891	.563	†CRWA1	R	
21962	2.123	2.737	.438	†KIT	R	▲22325	2.250	2.875	.250	HM21	R	
22005	2.205	2.638	.217	X	R	▲22328	2.250	2.875	.313	†CRWA1	R	
	O.D. LISTED IS PRESSFIT I.D.					▲22338	2.250	2.997	.438	†CRWH1	R	
22013	2.205	2.992	.484	HMSA101	R	22340	2.250	2.997	.438	†CRWHA1	R	
	W/AXIAL DIRT EXCLUDER & BUMPER					▲22353	2.250	3.000	.375	†CRW1	R	
▲□22015	56.00	70.00	8.00	HMS4	R	22354	2.250	3.000	.375	†CRWA1	R	
▲□22018	56.00	72.00	8.00	HMS4	R	22358	2.250	3.000	.438	†CRWH1	R	
□22020	56.00	72.00	9.00	†HMS1	R	22359	2.250	3.000	.438	†CRWHA1	R	
22022	2.205	2.835	.453	HMSA57	R	22361	2.250	3.000	.375	†CRWA1	V	
	P.F. WIDTH .453 W/3.032 FLANGE					22363	2.250	3.000	.375	†CRW1	V	
22024	2.205	2.843	.315	HMS4SPL	P	22367	2.250	3.000	.438	†CRWH1	V	
22026	2.205	2.846	.315	HMSA92	R	▲22368	2.250	3.000	.250	†HM21	R	
22027	2.205	2.835	.492	†HMSA21	R	22371	2.250	3.035	.374	HMSH4	R	
▲22028	2.205	3.054	.551	HMSASPL	R	▲22382	2.250	3.061	.375	†CRW1	R	
	P.F. WIDTH .276					22390	2.250	3.061	.438	†CRWH1	R	
22029	2.205	3.031	.394	CRSA3	R	22391	2.250	3.061	.438	†CRWHA1	R	
	W/BOOT & 3.360" FLG OD					▲22392	2.250	3.061	.250	HM21	R	
▲□22030	56.00	75.00	8.00	†CRW1	R	22394	2.250	3.061	.438	†CRWHA1	S	
22031	2.205	2.953	.433	HMSA7SP	R	▲22400	2.250	3.125	.375	†CRWA1	R	
	W/CW HELIX FROM AIR SIDE					22405	2.250	3.125	.375	†CRWA1	V	
22033	2.205	2.953	.315	HMSA96	P	22407	2.250	3.125	.500	CRWH1	R	
22035	2.205	2.992	.472	†CRSA9	R	22411	2.250	3.125	.563	HM18	R	
	P.F. WIDTH .236 SPECIAL CONST.						CLEARANCE D .214					
▲22037	2.205	2.874	.315	HMSA96	P	▲22424	2.250	3.189	.438	†CRW1	R	
□22038	56.00	72.00	8.00	HMSA7	R	22425	2.250	3.189	.438	†CRWA1	P	
□22040	56.00	78.00	10.00	HMS1	R	▲22430	2.250	3.250	.270	X15	R	
22041	2.205	2.870	.315	HMSA96	P		O.D. LISTED IS PRESSFIT I.D.					
22042	2.205	3.071	.295	HMSA96	R	▲22440	2.250	3.251	.375	†CRW1	R	
	W/AXIAL DIRT LIP					22441	2.250	3.251	.375	†CRWA1	R	
22045	2.205	3.471	.876	HMSASPL	P	22446	2.250	3.251	.438	†CRWH1	R	
22047	2.205	2.874	.315	KIT	P	22448	2.250	3.251	.438	†CRWHA1	R	
22048	2.205	2.835	.433	†HMSA56	R	22449	2.250	3.251	.438	†CRWH1	V	
22049	2.205	3.031	.472	CRSA3	P	22450	2.250	3.251	.375	†CRWA1	P	
	P.F. WIDTH .472 & 13.398 WIDTH					□22453	57.00	72.00	10.00	CRSH1	R	
□22051	56.00	70.00	8.00	CRS11	R	22454	2.205	2.677	.433	HMA8	R	
▲□22053	56.00	80.00	8.00	HMS4	R	□22457	57.00	80.00	12.00	CRSH11	R	
□22059	56.00	72.00	10.00	CRSH11	R	□22458	57.00	85.00	10.00	CRSH11	R	
□★22060	56.00	82.00	8.00	†HMSA27	R	□22463	57.00	90.00	13.00	CRS13	R	
□22067	56.00	80.00	13.00	CRSH11	R	□22467	57.00	90.00	13.00	CRSH11	R	
▲□22071	56.00	85.00	8.00	HMS4	R	▲22468	2.250	3.251	.250	HM21	R	
□22074	56.00	82.00	8.00	HMSA7	R	□22469	57.00	85.00	13.00	HMSA7	R	
22075	2.047	2.953	.390	KIT	P	▲22483	2.250	3.310	.375	†HM18	R	
22120	2.208	2.913	.394	HMSA57	R		CLEARANCE D .130					
	W/3.268 FLANGE O.D.					22484	2.250	3.350	.375	†CRW1	P	
▲22125	2.205	2.992	.435	HMSA57	R	▲22492	2.250	3.350	.438	CRWH1	R	
	W/AXIAL DIRT LIP					22493	2.250	3.350	.438	†CRWHA1	R	
22175	2.222	3.543	.750	UNITIZED	SR	22495	2.250	3.350	.438	†CRWH1	V	
22224	2.244	2.835	.331	HMSA21	P	22532	2.250	3.371	.438	†CRWHA1	R	
▲22225	2.244	2.638	.236	HMSA7	R	▲22550	2.250	3.371	.375	†HM14	R	
▲22230	2.244	3.110	.531	HMSA55	R	22558	2.250	3.371	.438	†CRWH1	R	
	W/3.366 FLG & AXIAL DIRT LIP					22561	2.250	3.371	.438	†CRWH1	V	
□22240	57.00	81.00	11.00	†CRW1	R	22562	2.250	3.251	.500	†KIT	V	
□22245	57.00	81.00	11.00	†CRWA1	P		SEE KIT SECTION					
22250	2.244	3.189	.450	HMSA96	P	▲22563	2.250	3.400	.294	X15	R	
□22260	57.00	92.00	11.00	†CRWH1	R		O.D. LISTED IS PRESSFIT I.D.					
□22262	57.00	92.00	11.00	†CRWHA1	R	▲22565	2.250	3.440	.250	†HM14	R	
22284	2.244	4.810	.413	HMS83	R	22573	2.250	3.371	.375	†CRSH1	V	
	P.F. WIDTH .315 (8MM)					22582	2.250	3.500	.438	†CRWHA1	R	
▲22306	2.250	2.625	.188	†HM14	R	▲22583	2.250	3.500	.438	†CRWH1	R	
						22587	2.125	3.500	.750	KIT	R	
						22590	2.250	3.500	.438	†CRWHA1	V	
						▲22610	2.250	3.565	.438	†CRWA1	R	

★Contact manufacturer for availability

▲ Bold numbers are preferred designs

□ Metric numbers

† Includes Bore-Tite on O.D.

▲ WasteWatcher numbers

Numerical — complete index

Stock no.	Shaft	Bore	Width of seal	Type and style	Lip code	Stock no.	Shaft	Bore	Width of seal	Type and style	Lip code
22614	2.240	3.189	.610	†HM14	R	23244	2.324	3.541	.591	HMSA97	R
▲ 22618	2.250	3.623	.438	†CRWH1	R					W/4 .018" FLANGE O.D.	
22619	2.250	3.623	.438	†CRWHA1	R	23276	2.327	3.130	.315	†RRH1	R
▲ 22626	2.250	3.751	.438	†CRWH1	R	23277	2.313	3.751	.500	†CRW1	R
22640	2.250	3.251	.520	†HMSHA16	P	▲ □ 23278	59.00	75.00	9.11	HMSA29	R
						23279	2.313	3.751	.500	†KIT	R
						23284	2.322	3.937	.394	D8-SPL	P
						23286	2.323	3.937	.394	HMSA7SP	P
						23297	2.323	3.080	.315	HMSA92	P
						23299	2.323	3.083	.315	HMSA24	R
						▲ 23300	2.328	3.000	.395	†CRW1	P
						□ 23414	60.00	80.00	12.00	HMS4	R
						□ 23425	60.00	72.00	8.00	HMS4	R
						▲ □ 23426	60.00	75.00	8.00	HMS4	R
						□ 23427	60.00	75.00	8.00	HMSA7	R
						□ 23428	60.00	75.00	8.00	HMSA7	V
										W/STAINLESS STEEL SPRING	
						□ 23429	60.00	75.00	8.00	†CRW1	R
						□ 23430	60.00	75.00	8.00	†CRW1	V
						□ 23431	60.00	75.00	10.00	HMSA7	R
						▲ 23432	2.362	2.953	.465	HMSA	R
										W/P.F. WIDTH 5.80MM (.228)	
						□ 23433	60.00	75.00	9.00	HMS4	R
						□ 23435	60.00	78.00	9.00	†CRS1	R
						□ 23436	60.00	78.00	9.00	HMSA7	R
						□ 23438	60.00	80.00	10.00	HMSA7	R
						▲ □ 23439	60.00	80.00	8.00	HMS4	R
						□ 23440	60.00	80.00	8.00	†CRW1	R
						□ 23441	60.00	80.00	8.00	†CRW1	V
						□ 23442	60.00	80.00	10.00	HMS4	R
						□ 23443	60.00	80.00	13.00	HMS4	R
						□ 23444	60.00	80.00	8.00	HMSA7	V
										W/STAINLESS STEEL SPRING	
						▲ □ 23445	60.00	82.00	8.00	†CRWA1	R
						23446	2.362	3.228	.472	HMSA7	S
										W/CCW HELIX FROM AIR SIDE	
						□ 23447	60.00	85.00	8.00	†CRW1	V
						□ 23449	60.00	85.00	8.00	†CRW1	R
						23450	2.362	3.374	.395	HMS14	S
										W/CW HELIX FROM AIR SIDE	
						▲ □ 23451	60.00	85.00	8.00	HMS4	R
						□ 23452	60.00	85.00	8.00	HMSA7	R
						□ 23453	60.00	85.00	10.00	HMS4	R
						□ 23454	60.00	85.00	12.00	HMS4	R
						□ 23456	60.00	82.00	12.00	HMSA7	R
						23458	2.362	3.386	.276	HMSA29	R
						□ 23462	60.00	85.00	10.00	HMSA7	R
						23464	2.362	3.543	.866	D5-SPL	R
						□ 23465	60.00	90.00	8.00	†CRW1	R
						□ 23466	60.00	90.00	10.00	HMS4	R
						▲ □ 23467	60.00	90.00	8.00	HMS4	R
						▲ □ 23468	60.00	95.00	10.00	HMSA7	R
						□ 23471	60.00	90.00	14.00	HMS4	R
						□ 23475	60.00	90.00	10.00	HMSA7	R
						□ 23476	60.00	95.00	8.00	HMSA7	R
						23483	2.362	3.937	1.063	KIT	R
										SEE KIT SECTION	
						23484	2.362	4.055	.472	HMSA96	P
						□ 23486	60.00	105.00	8.00	†CRW1	R
						▲ □ 23488	60.00	110.00	8.00	†CRW1	R
						23590	2.359	3.938	.686	PLUS XL	P
										SCOTSEAL PLUS XL	
						23615	2.362	2.954	.208	†HMSA56	R
						□ 23618	60.00	70.00	7.00	CRS1	R
						□ 23619	60.00	80.00	12.00	HMSA7	R

Numerical — complete index

Stock no.	Shaft	Bore	Width of seal	Type and style	Lip code	Stock no.	Shaft	Bore	Width of seal	Type and style	Lip code
▲23630	2.375	2.997	.250	HM21	R	23870	2.375	.275	J1-KIT	R	
▲23632	2.375	2.997	.438	+CRWH1	R	23880	SEE TYPE J SECTION (CRW LIP)				
□*23636	60.00	80.00	7.00	HMSA71	R	23885	2.402	3.460	.284	X-SPL	R
□23639	60.00	80.00	10.00	CRSHA1	R		O.D. LISTED IS PRESSFIT I.D.				
▲23640	2.375	3.000	.250	HM21	R	23888	2.402	2.992	.276	HMSA96	P
▲23641	2.375	3.000	.375	+CRW1	V		W/AXIAL DIRT LIP				
▲23644	2.375	3.061	.438	+CRWH1	R	23888	2.402	3.071	.531	D7-SPL	P
▲23645	2.375	3.061	.438	+CRWH1	P	24012	2.420	3.000	.402	HMHASPL	R
▲23646	2.375	3.125	.375	+CRW1	R	24017	2.420	3.000	.280	HMA9	R
▲23652	2.375	3.125	.438	+CRWH1	R	▲24097	2.420	3.554	.276	HMA7	R
▲23654	2.375	3.125	.438	+CRWHA1	R		W/AXIAL DIRT LIP				
▲23655	2.375	3.061	.438	+CRWH1	V	▲24110	2.432	3.070	.227	CRSA1	P
	W/STAINLESS STEEL SPRING						W/BI-DIR HELIX FROM AIR SIDE				
▲23656	2.375	3.125	.438	+CRWHA1	V	▲24255	2.438	3.125	.500	+CRWH1	R
▲23659	2.375	3.125	.375	+CRW1	S	▲24263	2.438	3.251	.438	+CRWH1	R
▲23666	2.375	3.189	.438	+CRWH1	R	24283	2.441	3.071	.276	HMA8	R
▲23678	2.375	3.251	.433	+CRWHA1	V	▲24286	2.438	3.350	.375	+CRW1	R
▲23685	2.375	3.251	.453	+CRW1	P	▲24287	2.438	3.350	.375	+CRWA1	R
▲23691	2.375	3.251	.625	+CRWA3	P	▲24320	2.438	3.371	.438	+CRWH1	R
	P.F. WIDTH .528 & 3.841 FLANGE					▲24340	2.438	3.481	.438	+CRWH1	R
23695	2.375	3.350	.669	HMSA24	V	▲24370	2.438	3.500	.438	+CRWH1	R
□23697	60.00	80.00	8.00	HMSA7	R	▲24372	2.438	3.500	.438	+CRWH1	V
▲23698	2.375	3.251	.625	+CRWA3	V	□24432	62.00	90.00	13.00	CRS13	R
	P.F. WIDTH .528 & 3.841 FLANGE					□24433	62.00	95.00	13.00	CRS13	R
▲23701	2.375	3.350	.375	+CRW1	R	24441	2.441	2.699	.350	HMA8	P
▲23702	2.375	3.350	.375	+CRWA1	R		W/FLANGE				
▲23703	2.375	3.350	.375	+CRW1	P	▲24445	2.438	3.543	.438	+CRWH1	R
▲23706	2.375	3.350	.375	+CRW1	S	▲24459	2.438	3.623	.359	+G2	L
▲23708	2.375	3.350	.438	+CRWH1	R		CLEARANCE D .156				
▲23710	2.375	3.350	.438	+CRWHA1	R	24466	2.438	3.751	.750	+KIT	R
□23715	60.00	80.00	8.00	HMS4	V	□24600	62.00	75.00	10.00	CRS1	R
▲23725	2.375	3.350	.250	HM21	R	□▲24620	62.00	80.00	8.00	+CRW1	R
▲23742	2.375	3.371	.438	+CRWH1	R	□24626	62.00	80.00	10.00	HMS4	R
▲23744	2.375	3.471	.250	X15	R	□24627	60.00	82.00	9.00	HMSA7	R
	O.D. LISTED IS PRESSFIT I.D.					▲□24635	62.00	85.00	8.00	+CRW1	R
▲23746	2.375	3.371	.438	+CRWH1	V	▲□24638	62.00	85.00	10.00	HMS4	R
□23747	60.00	90.00	8.00	HMSA7	R	□24639	62.00	85.00	10.00	HMSA7	R
23751	2.375	4.498	.391	HMSA25	V	□24640	62.00	85.00	10.00	HMSA7	R
▲23755	2.375	3.481	.438	+CRWH1	R	24642	2.441	3.346	.394	HMSHA96	P
▲23756	2.375	3.481	.438	CRWHA1	R	□24645	62.00	85.00	12.00	HMS4	R
▲23770	2.375	3.500	.375	+CRWA1	P	□24659	62.00	90.00	8.00	+CRW1	R
▲23771	2.375	3.500	.375	+CRWH1	V	□24661	62.00	90.00	11.13	+CRWH1	R
▲23779	2.375	3.500	.375	+CRWH1	R	▲□24662	62.00	90.00	10.00	HMS4	R
▲23782	2.375	3.500	.438	+CRWHA1	R	□24665	62.00	90.00	10.00	HMSA7	V
□23787	60.00	90.00	13.00	HMS48	R		W/STAINLESS STEEL SPRING				
□23789	60.00	90.00	10.00	CRSH1	R	▲24670	2.474	3.543	.290	TL1	R
□23799	60.00	100.00	10.00	HMS4	R	▲□24678	62.00	100.00	12.00	HMS4	R
□23804	60.00	110.00	13.00	HMS46	R	□24710	63.00	78.00	8.00	+CRW1	R
23806	2.375	3.876	1.150	CRSA4	P	□24725	63.00	80.00	8.00	+CRW1	R
	P.F. WIDTH .402 W/4.250 FLANGE					□24729	63.00	80.00	9.00	HMSA7	R
▲23808	2.375	3.543	.438	+CRWH1	R	▲□24755	63.00	85.00	8.00	+CRW1	R
▲23809	2.375	3.543	.438	+CRWHA1	V	□24758	63.00	85.00	10.00	HMS4	R
23815	2.375	3.543	.250	HM21	R	□24770	63.00	88.00	8.00	+CRW1	R
□23818	60.00	85.00	13.00	HMS46	R	□24788	63.00	90.00	10.00	HMS4	R
▲23820	2.375	3.601	.438	+CRW1	R	24800	2.480	3.543	.276	HMSA96	P
□23822	60.00	95.00	13.00	CRSH13	R	□24808	63.00	90.00	12.00	CRSH11	R
▲23839	2.375	3.623	.438	+CRWH1	R	24816	2.480	4.035	.236	HMSHA16	P
▲23841	2.375	3.623	.438	+CRWHA1	P	▲24863	2.500	3.000	.250	HM14	R
▲23843	2.375	3.623	.438	+CRWHA1	V	24865	2.500	3.000	.313	HM1	R
	W/STAINLESS STEEL SPRING					24868	2.500	3.130	.315	KIT	T
▲23844	2.375	3.876	.438	+CRWH1	R		W/CW HELIX FROM AIR SIDE				
▲23857	2.375	4.063	1.094	+CRWA3	P	▲24875	2.500	3.125	.250	HM21	R
	W/4.438 FLANGE					▲24880	2.500	3.150	.250	HM21	R
▲23860	2.375	4.498	1.150	CRSA4	P	▲24881	2.500	3.189	.438	+CRWH1	R
	HELIX-CW W/4.875 FLG,PF WD.402					▲24883	2.500	3.189	.438	+CRWH1	V

*Contact manufacturer for availability
Bold numbers are preferred designs

□ Metric numbers

† Includes Bore-Tite on O.D.
▲ WasteWatcher numbers

Numerical — complete index

Stock no.	Shaft	Bore	Width of seal	Type and style	Lip code	Stock no.	Shaft	Bore	Width of seal	Type and style	Lip code
27362	2.750	3.751	.438	†CRWA1	R	□27749	70.00	92.00	11.00	†CRWH1	V
27365	2.750	3.751	.438	†CRWH1	V	□27750	70.00	92.00	12.00	HMSA7	R
▲27368	2.750	3.751	.438	†CRWH1	R	□27755	70.00	95.00	10.00	†CRW1	R
27370	2.750	3.751	.438	†CRWHA1	R	□27757	70.00	95.00	10.00	HMS4	V
27377	2.750	3.751	.438	†CRWA1	P					W/STAINLESS STEEL SPRING	
▲27394	2.750	3.751	.250	†HM21	R	▲□27759	70.00	95.00	13.00	HMS4	R
▲27426	2.750	3.765	.438	†CRWH1	R	□27760	70.00	95.00	13.00	HMSA7	R
▲27430	2.750	3.773	.350	HMA84	R	▲□27768	70.00	100.00	10.00	HMS4	R
27438	2.750	3.779	.762	†SCOT1	R	□27770	70.00	100.00	10.00	†CRW1	R
				SCOTSEAL		□27773	70.00	100.00	10.00	HMS4	V
27452	2.750	3.876	.433	†CRWHA1	P	□27775	70.00	100.00	13.00	HMS4	R
27461	2.750	3.876	.591	†HMSA25	V	▲□27783	70.00	105.00	13.00	HMS4	R
27467	2.750	3.876	.438	†CRWA1	R	□27785	70.00	105.00	10.00	†CRW1	R
▲27470	2.750	3.876	.438	†CRWH1	R	□27788	70.00	110.00	10.00	HMS4	R
27471	2.750	3.876	.438	†CRWHA1	R	□27789	70.00	110.00	10.00	HMSA7	R
27486	2.748	3.543	.591	HM-SPL	P	▲□27790	70.00	110.00	10.00	†CRW1	R
27501	2.750	3.876	.703	†B5	PL	□27791	70.00	110.00	12.70	CRWHA1	R
▲27525	2.750	3.936	.438	†CRWH1	R	□27792	70.00	110.00	12.00	HMS4	R
27526	2.750	3.937	.438	†CRWA1	P	▲28035	2.813	3.751	.438	†CRWH1	R
27535	2.750			HDDFBV1	R	▲28116	2.813	3.876	.438	†CRWH1	R
				BELLEVILLE WASHERS (2 EA/KIT)		▲28175	2.813	4.003	.438	†CRWH1	R
27536	2.750	4.030	.918	HDDF1	R	▲28270	2.813	4.249	.313	†CRW1	R
				O.D. LISTED IS SEAL I.D.		28275	2.813	4.249	.438	†CRWH1	R
27539	2.750	4.003	.375	†CRWA1	V	28276	2.813	4.250	.438	†CRWH1	P
▲27541	2.750	4.003	.438	†CRWH1	R	28305	2.835	3.370	.709	HMS1	R
27542	2.750	4.001	.500	†HMSA25	V					P.F. I.D. FOR 84MM SHOULDER	
27558	2.750	3.543	.500	†HMSA25	V	□28307	72.00	86.00	7.50	HMSA7	R
27565	2.750	4.003	.438	CRWHA1	P	28308	2.835	3.780	.354	HMSA7	S
□27571	70.00	90.00	7.00	HMSA7P2	R					W/CCW HELIX FROM AIR SIDE	
27576	2.750	4.125	.438	†CRS1	P	□28310	72.00	88.00	8.00	†CRW1	R
27577	2.750	4.125	.563	CRSA1	R	□28325	73.00	90.00	8.00	HMSA27	R
□27587	70.00	90.00	13.00	HMS4	R	▲□28330	72.00	90.00	10.00	HMS4	R
□27596	70.00	95.00	10.00	HMS47	R	□28331	72.00	90.00	10.00	HMSA7	R
□27598	70.00	95.00	10.00	HMSA7	V	28332	2.832	3.622	.374	HMSA7	V
▲27600	2.750	4.249	.438	†CRWH1	R					W/CCW HELIX FROM AIR SIDE	
27601	2.750	4.249	.438	†CRWHA1	P	▲□28341	72.00	95.00	10.00	HMS4	R
□27606	70.00	100.00	6.00	HMS46	R	▲□28354	72.00	100.00	10.00	HMS4	R
□27607	70.00	100.00	10.00	HMSA7	R	□*28358	72.00	100.00	12.00	HMS4	R
□27608	70.00	100.00	12.00	HMS4	R	□28362	72.00	95.00	13.00	CRS13	R
□27619	70.00	110.00	13.00	HMS4	R	□28375	72.00	105.00	13.00	CRSA13	R
□27620	70.00	110.00	8.00	HMS47	R	▲28425	2.844	3.939	.500	†CRWA1	R
▲27625	2.750	4.331	.500	†CRWHA1	R	28426	2.844	3.939	.550	†CRWHA1	R
27630	2.750		.500	J2-KIT	R	28446	2.844	3.939	.550	†KIT	R
				SEE TYPE J SECTION (CRWHA LIP)		▲28464	2.844	4.003	.438	†CRWH1	R
□27636	70.00	90.00	12.00	HMSA7	R	28474	2.844	4.003	.500	†CRWH1	V
□27637	70.00	90.00	12.00	HMS4	R					W/STAINLESS STEEL SPRING	
□27640	70.00	90.00	13.00	HMSA7	R	28554	2.854	3.932	.748	UNITIZE	P
▲27642	2.750	5.501	1.375	†CRWA2	P	□28612	73.00	92.00	11.13	†CRWH1	R
				P.F. WIDTH .500		□28622	73.00	110.00	11.13	†CRWA1	P
□27710	70.00	85.00	8.00	†CRW1	R	28646	2.875	3.434	.294	†CRSA1	R
▲□27714	70.00	85.00	8.00	HMS4	R	▲28654	2.875	3.623	.438	†CRWH1	R
□27715	70.00	85.00	8.00	HMSA7	R	28655	2.875	3.623	.438	†CRWHA1	R
□27719	70.00	85.00	7.00	HMSA7	R	28656	2.875	3.623	.500	†AL1	S
□27721	70.00	85.00	7.00	HMS4	R	▲28669	2.875	3.751	.375	†CRWA1	R
27723	2.756	3.425	.335	HMSA7	S	28670	2.875	3.751	.375	†CRWA1	V
				W/CCW HELIX FROM AIR SIDE		▲28686	2.875	3.751	.438	†CRWH1	R
▲□27725	70.00	88.00	8.00	†CRW1	R	28687	2.875	3.751	.438	†CRWHA1	R
□27726	70.00	88.00	8.00	†CRW1	V	28697	2.875	3.751	.438	†CRWH1	P
□27727	70.00	88.00	12.00	HMS4	R	28698	2.875	3.751	.438	†CRWH1	V
▲□27739	70.00	90.00	10.00	HMS4	R	28699	2.875	3.751	.438	†CRWHA1	V
▲□27740	70.00	90.00	8.00	†CRW1	R	▲28700	2.875	3.751	.250	†HM21	R
□27741	70.00	90.00	10.00	HMSA7	R	▲28720	2.875	3.876	.610	†HMSHA16	R
□27743	70.00	90.00	10.00	†CRW1	V					P.F. WIDTH .365 & 4.150 FLANGE	
□27746	70.00	90.00	10.00	†CRWHA1	P	▲28725	2.875	3.876	.188	†HM1	R
▲□27748	70.00	92.00	11.00	†CRWH1	R	□28740	73.00	95.00	10.00	CRSH13	R

Numerical — complete index

Stock no.	Shaft	Bore	Width of seal	Type and style	Lip code	Stock no.	Shaft	Bore	Width of seal	Type and style	Lip code
□28744	73.00	100.00	13.00	CRSH11	R	29520	2.952	4.409	.688	HMSA8	R
▲28745	2.875	3.876	.438	+CRWH1	R	P.F. WIDTH 10MM					
28746	2.875	3.876	.438	+CRWHA1	R	□29521	75.00	95.00	10.00	HMSA7	R
28748	2.875	3.876	.438	+CRWHA1	V	▲□29524	75.00	95.00	10.00	HMS4	R
28751	2.875	3.876	.250	+HM21	R	□29525	75.00	95.00	10.00	+CRW1	R
28754	2.875	3.876	.610	HMSHA16	V	□29526	75.00	95.00	10.00	+CRW1	V
28758	2.875	3.875	.781	+SCOT1	R	□29527	75.00	95.00	10.00	HMSA7	V
SCOTSEAL											
▲28760	2.875	4.003	.438	+CRWH1	R	□29529	75.00	90.00	8.00	HMS4	R
28761	2.875	4.003	.438	+CRWHA1	R	□29530	75.00	95.00	12.00	HMS4	V
▲28778	2.875	4.003	.375	+CRWA1	R	□29536	75.00	95.00	8.00	HMSA7	R
28779	2.875	4.003	.375	+CRWA1	V	□29537	75.00	95.00	12.00	HMS4	R
28790	2.875	4.003	.750	C8	RR	□29540	75.00	100.00	10.00	+CRW1	R
P.F. WIDTH .688											
▲28800	2.875	4.003	.250	+HM21	R	□29542	75.00	100.00	10.00	+CRW1	V
▲28817	2.875	4.125	.375	+CRWH1	R	▲□29543	75.00	100.00	10.00	HMS4	R
28820	2.875	4.126	.844	+SCOT1	R	□29544	75.00	100.00	10.00	HMS4	V
SCOTSEAL											
▲28828	2.875	4.125	.813	+HMSH12	R	□29545	75.00	100.00	10.00	HMSA7	V
P.F. WIDTH .375											
▲28830	2.875	4.176	.813	+CRWH2	R	W/STAINLESS STEEL SPRING					
P.F. WIDTH .375											
28832	2.875	4.176	.844	+SCOT1	R	□29551	75.00	95.00	12.00	HMSA7	R
SCOTSEAL											
▲28841	2.875	4.331	.438	+CRWA1	P	□29554	75.00	100.00	10.00	HMSA7	R
▲28848	2.875	4.501	.433	+CRWH1	R	□29555	75.00	105.00	10.00	+CRW1	R
29105	2.913	3.543	.394	CRSA1	P	□29563	75.00	100.00	12.00	HMS4	R
W/CCW HELIX FROM AIR SIDE											
29112	2.913	3.858	.472	HMSA7	P	▲□29567	75.00	105.00	13.00	HMS4	R
W/CW HELIX FROM AIR SIDE											
□29129	74.00	100.00	13.00	CRSH1	R	□29568	75.00	110.00	13.00	CRS13	R
□29132	74.00	90.00	10.00	HMS46	R	□29569	75.00	110.00	13.00	CRSH13	R
□29133	74.00	95.00	10.00	CRSH13	R	□29570	75.00	110.00	10.00	+CRW1	R
□29134	74.00	95.00	10.00	HMS48	R	▲□29575	75.00	110.00	12.00	HMS4	R
29208	2.938	3.378	.180	HMS1	R	□29580	75.00	100.00	13.00	HMSA7	R
▲29218	2.938	3.623	.375	+CRW1	R	□29581	75.00	110.00	13.00	HMSA7	R
▲29223	2.938	3.751	.375	+CRW1	R	□29582	75.00	115.00	13.00	CRSH1	R
29224	2.938	3.751	.375	+CRWA1	R	▲□29585	75.00	115.00	12.00	+CRW1	R
29226	2.938	3.751	.375	+CRWA1	V	▲□29587	75.00	120.00	12.00	HMS4	R
29250	2.938	3.784	.500	HM23	RT	29590	2.953	4.724	.320	+TL1	R
▲29260	2.938	3.876	.375	CRWHA1	R	29675	2.992	3.661	.394	HMSA6	S
29262	2.938	3.876	.375	+CRWHA1	V	W/CCW HELIX FROM AIR SIDE					
▲29273	2.938	3.937	.438	+CRWA1	P	29685	2.992	3.858	.472	HMSA7	S
29288	2.938	3.937	.591	+HMSA25	V	W/CW HELIX FROM AIR SIDE					
29292	2.938	4.003	.619	+HMSA24	V	29804	2.992	4.370	.512	UNITIZD	V
▲29316	2.938	4.003	.438	+CRWH1	R	W/FELT "A" LIP					
29317	2.938	4.003	.438	CRWHA1	R	▲29840	3.000	3.500	.313	HM1	R
29322	2.938	4.003	.438	+CRWA1	P	29841	3.000	3.500	.375	+CRW1	V
29383	2.938	4.004	.433	+CRWHA1	V	▲29850	3.000	3.623	.250	HM14	R
▲29384	2.938	4.125	.375	+CRWH1	R	29862	2.992	3.623	.385	HMSA7	V
29385	2.938	4.125	.375	+CRWHA1	R	W/CCW HELIX FROM AIR SIDE					
▲29465	2.938	4.501	.438	+CRWH1	R	▲29863	3.000	3.751	.250	+HM21	R
▲29471	2.938	4.938	1.375	+CRWA3	P	▲29865	3.000	3.751	.375	CRW1	R
W/5.375 FLANGE											
29472	2.941	3.882	.774	UNITIZD	P	29866	3.000	3.751	.375	+CRWA1	R
29480	2.948	4.725	.630	PLUS XL		29867	3.000	3.751	.375	+CRWA1	P
SCOTSEAL PLUS XL											
□29495	75.00	100.00	13.00	HMS4	R	29868	3.000	3.751	.375	+CRW1	V
29505	2.953	3.425	.276	X-SPL	R	29870	3.000	3.751	.375	+CRWA1	V
O.D. LISTED IS PRESSFIT I.D.											
▲□29510	75.00	90.00	8.00	+CRW1	R	29871	3.000	3.751	.438	+CRWH1	R
□29512	75.00	90.00	10.00	HMSA7	R	29872	3.000	3.751	.438	+CRWHA1	R
□29513	75.00	90.00	10.00	HMS4	R	29877	3.000	3.876	.313	+CRW1	V
★29518	2.952	3.708	.327	HMSA7	R	▲29887	3.000	3.876	.438	+CRWH1	R
29519	2.992	3.692	.354	HMSA7	V	29891	3.000	3.876	.469	+CRWH1	V
W/STAINLESS STEEL SPRING											
O.D. LISTED IS PRESSFIT I.D.											
▲29900	3.000	4.000	.500	X2	L	▲29906	3.000	4.003	.375	+CRW1	R
29907	3.000	4.003	.375	+CRWA1	R	29912	3.000	4.003	.375	+CRWA1	V
29917	3.000	4.939	.662	+UNITIZE	P	29917	3.000	4.939	.662	+UNITIZE	P
29918	2.992	4.213	.315	HMSA7	V	29918	2.992	4.213	.315	HMSA7	V
W/CCW HELIX FROM AIR SIDE											
29925	3.000	4.003	.438	CRWHA1	P	29925	3.000	4.003	.438	CRWHA1	P

★Contact manufacturer for availability

Bold numbers are preferred designs

□ Metric numbers

† Includes Bore-Tite on O.D.

▲ WasteWatcher numbers

Numerical — complete index

Stock no.	Shaft	Bore	Width of seal	Type and style	Lip code	Stock no.	Shaft	Bore	Width of seal	Type and style	Lip code
□ 29931	76.00	95.00	10.00	CRS11	R	31152	3.125	4.003	.375	†CRWHA1	V
□ 29936	76.00	100.00	10.00	HMS47	R	31158	3.125	4.049	.438	P2	R
29950	3.000	4.003	.375	†CRWH1	P	31173	3.125	4.125	.438	†CRWHA1	P
29951	3.000	4.003	.438	CRWH1	R	31175	3.125	4.126	.781	†SCOT1	R
29952	3.000	4.003	.438	†CRWHA1	R					SCOTSEAL	
29958	3.000	4.003	.438	†CRWH1	V	▲ 31177	3.125	4.125	.375	†CRW1	R
29961	3.000	4.003	.312	†HMSA25	V	31179	3.125	4.125	.375	†CRWA1	V
						31185	3.125	4.125	.438	†CRWHA1	S
	W/CCW HELIX FROM AIRSIDE					31189	3.125	4.125	.438	CRWH1	R
29967	3.000	4.003	.312	HMSA25	V	▲ 31192	3.125	4.125	.250	HMA1	R
	W/CW HELIX FROM AIRSIDE					▲ 31203	3.125	4.174	.290	HMA1	R
▲ 29968	3.000	4.003	.250	HM21	R	▲ 31207	3.125	4.249	.438	†CRWH1	R
29987	2.992	3.741	.370	HMSA83	V	▲ 31228	3.125	4.249	.438	†CRWHA1	R
	W/CW HELIX FROM AIR SIDE					31237	3.125	4.249	.438	†CRWHA1	V
▲ 30000	3.000	4.125	.438	†CRWH1	R	31244	3.125	4.373	.781	†SCOT1	R
30003	3.000	4.125	.438	†CRWH1	V					SCOTSEAL	
30007	3.000	3.751	.452	†HMSA25	V	31247	3.125	4.125	.437	†SL1	T
30015	3.000	3.683	.540	CRWA86	P					W/CW HELIX FROM AIR SIDE	
	W/4.180 FLANGE					▲ 31250	3.125	4.376	.438	†CRWH1	R
30026	3.002	3.751	.991	†UNITIZE	V	31261	3.125	4.376	.438	†CRWHA1	P
	HD PINION SEAL					31266	3.125	4.438	.781	†SCOT1	R
▲ 30033	3.000	4.249	.438	CRWH1	R					SCOTSEAL	
▲ 30049	3.000	4.249	.250	†HM21	R	▲ 31269	3.125	4.501	.438	†CRWH1	R
30055	3.000	4.249	.438	†CRWHA1	P	31281	3.125	4.500	.672	†SCOT1	R
30057	3.000	4.249	.438	†HMSA25	V					SCOTSEAL	
▲ 30060	3.000	4.331	.438	†CRWH1	R	▲ 31284	3.125	4.562	.750	CRWH2	R
▲ 30070	3.000	4.376	.438	†CRWH1	R	▲ 31299	3.125	4.626	.438	†CRWH1	R
▲ 30087	3.000	4.500	.438	†CRWH1	R	31307	3.125	4.626	.672	†SCOT1	R
30095	3.000	4.500	.438	†CRWHA1	R					SCOTSEAL	
30098	3.000	4.501	.438	†CRWH1	V	▲ 31316	3.125	4.751	.438	†CRWH1	R
30100	3.000	4.501	.383	†HMSA25	V	▲ 31333	3.125	4.999	.438	†CRWH1	R
▲ 30108	3.000	4.525	.375	X12	R	▲ 31353	3.125	5.251	.438	†CRWH1	R
	O.D. LISTED IS PRESSFIT I.D.					31361	3.109		.325	J2-KIT	R
▲ 30125	3.000	4.999	.438	†CRWH1	R					SEE TYPE J SECTION (CRW LIP)	
30140	3.000	5.750	.982	HMSA25	V	31362	3.125	5.985	.953	CRS-SPL	R
30144	3.000	5.501	1.375	CRWHA6	P	31372	3.125	5.495	1.003	J2	R
▲ 30145	3.000	4.939	.750	†CRWA1	P					SEE TYPE J SECTION (CRSH LIP)	
	P.F. WIDTH .438 W/5.690 FLANGE					31378	3.109		1.016	J1-KIT	R
▲ 30147	3.000	5.750	1.300	HMSA16	P					SEE TYPE J SECTION (CRW LIP)	
	HELIX-CW W/6.250 FLG,PF WD.400					31385	3.109		.500	J1-KIT	R
▲ 30148	3.000	5.750	.840	HMSA16	P					SEE TYPE J SECTION (CRW LIP)	
	P.F. WIDTH .400 W/6.250 FLANGE					31390	3.109		.500	J1-KIT	R
30153	3.000	4.936	.755	†HMSA25	V					SEE TYPE J SECTION (CRW LIP)	
□ 30310	77.00	95.00	10.00	CRSH13	R	31490	3.149	4.448	.866	HMSA8	R
□ 30311	77.00	100.00	10.00	CRSH13	R					P.F. WIDTH 12MM	
30360	3.040	3.937	.250	HMS4	R	31492	3.150	3.946	.394	HMSA7	S
30370	3.307	3.813	.354	HMSASPL	V	31494	3.150	3.946	.335	HMSA92	R
	W/CCW HELIX FROM AIR SIDE									W/CCW HELIX FROM AIR SIDE	
30651	3.063	4.500	1.016	HDDF1	R	31497	3.150	3.858	.393	HMSA7	R
	O.D. LISTED IS SEAL I.D.									W/CCW HELIX FROM AIR SIDE	
30654	3.063			HDDFBV1	R						
	BELLEVILLE WASHERS (2 EA/KIT)					□ 31499	80.00	100.00	12.00	HMSA7	R
□ 30716	78.00	105.00	13.00	CRSH11	R	□ 31501	80.00	95.00	10.00	CRSH13	R
□ 30717	78.00	110.00	13.00	CRSH11	R	□ 31503	80.00	100.00	13.00	CRSA1	R
▲ □ 30725	78.00	100.00	10.00	HMS4	R	▲ 31504	3.150	3.740	.551	HMA18	P
□ 30726	78.00	100.00	10.00	HMSA7	R					W/3.990 FLANGE O.D.	
30771	3.071	6.417	.630	HMSA7SP	R	31506	3.150	3.780	.354	HMSA7	R
▲ 30772	3.075	3.540	.380	HMA18	P					W/CCW HELIX FROM AIR SIDE	
	W/3.790 FLANGE O.D.					31507	3.150	3.858	.393	HMSA7	V
▲ 31129	3.125	3.751	.250	†HMA1	R					W/CCW HELIX FROM AIR SIDE	
31132	3.125	3.811	.355	†CRW1	V	□ 31509	80.00	100.00	10.00	HMSA7	V
▲ 31135	3.125	3.811	.355	†CRW1	R					W/STAINLESS STEEL SPRING	
▲ 31139	3.125	4.003	.375	†CRWA1	R	□ 31510	80.00	100.00	10.00	†CRW1	R
31144	3.125	3.936	.512	†CRSHA1	V	31511	3.150	3.946	.394	†CRW1	V
▲ 31147	3.125	4.003	.438	†CRWH1	R	▲ □ 31512	80.00	100.00	10.00	HMS4	R
31148	3.125	4.003	.438	†CRWHA1	R	□ 31513	80.00	100.00	10.00	HMSA7	R

Numerical — complete index

Stock no.	Shaft	Bore	Width of seal	Type and style	Lip code	Stock no.	Shaft	Bore	Width of seal	Type and style	Lip code
31514	3.150	3.994	.591	X15	R						
	O.D. LISTED IS PRESSFIT I.D.										
▲□31515	80.00	105.00	10.00	†CRW1	R	▲32393	3.250	4.249	.375	†CRW1	R
□31516	80.00	100.00	10.00	HMS4	V	32394	3.250	4.249	.750	†F1	LF
□31517	80.00	105.00	10.00	†CRW1	V	32395	3.250	4.249	.375	†CRWA1	R
□31520	80.00	110.00	10.00	†CRW1	R	32396	3.250	4.249	.438	†CRWH1	R
□31521	80.00	105.00	13.00	HMSA7	R	32397	3.250	4.249	.438	†CRWHA1	R
□31524	80.00	100.00	10.00	†CRW1	V	32403	3.250	4.249	.438	†CRWH1	V
▲□31525	80.00	110.00	10.00	HMS4	R	32410	3.250	4.249	.670	†HMSWD26	V
□31526	80.00	110.00	12.00	HMS4	V	▲32412	3.250	4.249	.250	†HM14	R
□31530	80.00	110.00	12.00	HMS4	R	▲32424	3.250	4.376	.438	†CRWH1	R
□31531	80.00	110.00	12.00	HMSA7	V	32437	3.250	4.468	.315	X4	R
	W/STAINLESS STEEL SPRING										
□31533	80.00	100.00	7.00	HMSA7P2	R	▲32441	3.250	4.500	.313	X15	R
□31539	80.00	100.00	13.00	HMS47	R						
□31546	80.00	120.00	13.00	HMS4	R	32448	3.250	4.500	.438	†CRWA1	P
□31547	80.00	105.00	13.00	HMS4	R	32470	3.250	4.501	.672	†SCOT1	R
▲□31551	80.00	125.00	10.00	†CRW1	R						
□31552	80.00	125.00	10.00	†CRW1	V						
□31560	80.00	110.00	10.00	HMSA7	R	▲32477	3.250	4.501	.375	†CRW1	R
□31562	80.00	115.00	10.00	HMS46	R	32501	3.250	4.501	.438	†CRWH1	R
□31563	80.00	115.00	13.00	CRS13	R	32502	3.250	4.501	.438	†CRWHA1	R
□31565	80.00	130.00	12.00	†CRWA1	R	▲32510	3.250	4.501	.250	†HM21	R
□31568	80.00	125.00	13.00	HMS43	R	32514	3.250	4.626	.433	CRWHA1	R
□31573	80.00	110.00	13.00	HMS4	R	*32519	3.250	4.500	.610	†HMSHA4	R
□31576	80.00	125.00	13.00	CRSH1	R						
□31580	80.00	110.00	12.00	HMSA7	R	32527	3.250	4.500	.610	†HMSHA4	V
31582	3.150	3.946	.394	HMSA7	R						
□31585	80.00	140.00	12.00	†CRW1	R						
□31588	80.00	100.00	13.00	HMS4	R	32532	3.250	4.328	.500	CRWA5	R
□31590	80.00	100.00	13.00	HMSA7	R	32535	3.250	5.501	.650	†UNITIZE	P
▲31753	3.188	4.180	.750	†HMSHA4	R	▲32540	3.250	4.626	.438	†CRWH1	R
	W/4.500 FLANGE										
▲31758	3.188	4.249	.438	†CRWH1	R	▲32555	3.250	4.718	.438	†CRWH1	R
▲31825	3.188	4.376	.438	†CRWH1	R	▲32560	3.250	4.751	.438	†CRWH1	R
▲31855	3.188	4.501	.438	†CRWH1	R	▲32582	3.250	4.999	.438	†CRWH1	R
▲31870	3.188	4.626	.438	†CRWH1	R	32583	3.250	4.999	.438	†CRWHA1	R
□31891	81.00	100.00	10.00	CRSH11	R	32710	3.262	4.626	.500	CRWA1	R
31897	3.189	3.801	.630	HMA8	R						
	W/FLANGE										
▲31955	3.188	4.999	.438	†CRWH1	R						
32243	3.226	3.858	.394	HMSA7	P						
	W/CW HELIX FROM AIR SIDE										
□32275	82.00	110.00	12.00	HMSA7	R	32715	3.268	3.937	.354	HMSA7	V
32283	3.228	3.791	.315	HMSA7	V						
	W/CCW HELIX FROM AIR SIDE										
□32285	82.00	105.00	13.00	CRSH13	R	32815	3.298	4.125	.563	†CRSA1	R
□32286	82.00	110.00	12.00	HMS4	R	32870	3.250	5.501	.650	†UNITIZE	P
32289	3.228	3.920	.500	HMSA7	V	33007	3.307	4.094	.433	HMSA7	V
	W/CCW HELIX FROM AIR SIDE										
32290	3.228	3.937	.394	HMSA7	P						
	W/CCW HELIX FROM AIR SIDE										
□32302	82.00	105.00	12.00	HMS4	R	▲33033	3.313	4.125	.438	†CRWH1	R
32304	3.228	4.134	.512	HMSA12	S	□33070	84.00	100.00	10.00	HMSA1	R
	W/4.331 FLANGE										
32325	3.250	3.750	.250	†HMA1	R	□33072	84.00	110.00	12.00	CRSH11	R
▲32330	3.250	3.876	.375	†CRW1	P	▲33073	3.313	4.249	.438	†CRWH1	R
32332	3.250	3.876	.375	†CRS1	V	□33115	84.00	127.00	11.00	†CRWH1	R
	W/CW HELIX FROM AIR SIDE										
▲32344	3.250	4.003	.375	†CRW1	R	▲33136	3.313	4.500	.438	†CRWH1	R
32347	3.250	4.003	.375	†CRWA1	P	33206	3.313	4.999	.438	†CRWH1	R
32362	3.250	4.125	.563	†CRSH1	R	33251	3.312	5.000	.562	KIT	R
32380	3.250	4.249	.438	CRWH1	P	33254	3.250	5.501	.650	HMSA25S	P
32385	3.250	4.249	.438	†CRWHA1	P						
32392	3.250	4.249	.375	†CRWA1	V						

*Contact manufacturer for availability
Bold numbers are preferred designs

□ Metric numbers

† Includes Bore-Tite on O.D.
 ▲ WasteWatcher numbers

Numerical — complete index

Stock no.	Shaft	Bore	Width of seal	Type and style	Lip code	Stock no.	Shaft	Bore	Width of seal	Type and style	Lip code	
35080	3.500	4.999	.438	†CRWA1	V	▲35716	3.563	4.999	.438	†CRWH1	R	
▲35082	3.500	4.999	.438	†CRWH1	R	35810	3.574	4.758	.625	†HMSA16	P	
35083	3.500	4.999	.438	†CRWHA1	P	35828	3.582	4.370	.374	HMSA7	V	
▲35086	3.500	5.126	.438	†CRWH1	R		W/CCW HELIX FROM AIR SIDE					
35095	3.500	5.126	.438	†CRWHA1	R	35833	3.543	4.094	.433	HMSA1	V	
▲35096	3.500	5.251	.438	†CRWH1	R	35836	3.583	4.094	.433	UNITIZE	VR	
▲35098	3.500	5.251	.750	†CRWHA11	P	▲35905	3.583	4.370	.394	†HMSA1	V	
35103	3.500	4.842	.904	†SCOTLL	H		W/CCW HELIX FROM AIR SIDE					
	SCOTSEAL LONGLIFE											
35105	3.500	5.750	.413	†HMSA25	V	36005	3.622	4.331	.374	HMSA7	V	
35111	3.500	5.751	.563	†CRSH1	R		W/CCW HELIX FROM AIR SIDE					
35116	3.500	4.260	.500	HMSA7S	RT	□36013	92.00	120.00	13.00	HMS4	R	
35120	3.504	4.173	.354	HMSA7	V	□36015	92.00	120.00	14.00	HMS4	R	
	W/CCW HELIX FROM AIR SIDE											
□35125	89.00	127.00	11.13	†CRWH1	R	□36025	92.00	127.00	11.13	†CRWH1	R	
□35127	89.00	127.00	11.13	†CRWHA1	P	□36027	92.00	127.00	11.00	†CRWHA1	R	
35405	3.543	4.134	.394	HMSA7	V	▲36120	3.620	4.626	.500	†ALH1	S	
	W/CCW HELIX FROM AIR SIDE											
35407	3.543	4.291	.354	HMSA35	V	▲36147	3.625	4.240	.380	HMSA7	V	
	W/CCW HELIX FROM AIR SIDE											
35409	3.543	4.331	.354	HMSA7	S		W/CCW HELIX FROM AIR SIDE					
	W/CCW HELIX FROM AIR SIDE											
□35410	90.00	110.00	12.00	†CRW1	R	36153	3.625	4.376	.375	†CRWA1	V	
▲□35411	90.00	110.00	12.00	HMS4	R	36155	3.625	4.376	.375	†CRWA1	R	
□35412	90.00	110.00	12.00	†CRW1	V	▲36157	3.625	4.376	.375	†CRWH1	R	
□35414	90.00	110.00	12.00	HMSA7	R	36158	3.625	4.376	.375	†CRWH1	P	
35418	3.543	4.252	.394	HMA7	P	36166	3.625	4.501	.375	†CRW1	R	
▲□35420	90.00	115.00	12.00	†CRWA1	R	36172	3.625	4.500	.294	X15	R	
□35421	90.00	115.00	13.00	HMSA7	R		O.D. LISTED IS PRESSFIT I.D.					
35422	3.543	4.528	.512	HMSA7	P	▲36177	3.625	4.626	.375	†CRW1	R	
	W/CCW HELIX FROM AIR SIDE											
□35425	90.00	110.00	8.00	HMSA7	R	36179	3.625	4.626	.375	†CRWA1	V	
□35428	90.00	110.00	8.00	HMS4	R	36185	3.625	4.626	.438	†CRWH1	R	
□35430	90.00	120.00	12.00	†CRW1	R	36186	3.625	4.626	.438	†CRWHA1	R	
□35431	90.00	120.00	12.00	†CRW1	V	36204	3.622	4.370	.315	HMSA7	P	
▲□35432	90.00	120.00	12.00	HMS4	R		W/CCW HELIX FROM AIR SIDE					
□35435	90.00	120.00	12.00	HMSA7	V	▲36220	3.625	4.751	.438	†CRWH1	R	
	W/STAINLESS STEEL SPRING											
□35439	90.00	110.00	7.50	HMSA7P2	R	36221	3.625	4.695	.395	X13	R	
▲□35440	90.00	125.00	12.00	†CRW1	R		O.D. LISTED IS PRESSFIT I.D.					
□35441	90.00	125.00	12.00	†CRW1	V	□36222	92.00	120.00	12.00	HMS46	R	
□35449	90.00	110.00	13.00	HMSA7	R	36234	3.625	4.751	.500	†CRWA1	S	
□35450	90.00	130.00	12.00	†CRW1	R		W/STAINLESS STEEL SPRING					
□35453	90.00	115.00	9.00	CRSH11	R	36250	3.625	4.751	.500	†SL1	T	
□35455	95.00	130.00	15.00	HMSA7	R		W/HELIX-CW W/INSTALLATION SLV					
□35459	90.00	120.00	13.00	HMS4	R	36282	3.625	4.814	.906	CRWA2	R	
□35461	90.00	120.00	12.00	HMS4	V		W/ZINC PLATED CASE, W/.433 P.F					
□35468	90.00	120.00	13.00	HMSA7	R	36285	3.625	4.813	.906	†SCOT1	R	
□35472	90.00	130.00	13.00	HMS46	R		SCOTSEAL					
□35477	90.00	125.00	13.00	CRSH1	R	36289	3.625	4.839	.500	P1	L	
□35481	90.00	140.00	12.00	†CRWA1	R	▲36314	3.625	4.876	.438	†CRWH1	R	
□35482	90.00	140.00	13.00	HMS4	R	36337	3.625	4.876	.375	CRW	R	
□35483	90.00	115.00	13.00	HMS4	R		NO SPRING					
□35484	90.00	120.00	12.00	HMSA7	R	36340	3.625	4.876	.750	C8	RR	
35495	3.543	6.299	.800	HMSHASP	R	36358	3.625	5.000	.859	†SCOT1	R	
	P.F. WIDTH .669 & 6.713 FLANGE											
□35498	90.00	110.00	13.00	HMS4	R		SCOTSEAL					
□35501	90.00	110.00	5.50	HMS4	R	36359	3.625	4.999	.375	†CRWA1	V	
□35504	90.00	110.00	5.50	HMSA7	R	36361	3.625	4.999	.375	†CRWA1	R	
□35508	90.00	125.00	13.00	HMS4	R	▲36363	3.625	4.999	.438	†CRWH1	R	
□35511	90.00	125.00	13.00	HMSA7	R	36364	3.625	4.999	.438	†CRWHA1	R	
▲35556	3.563	4.501	.438	†CRWH1	R	36365	3.625	5.001	.891	†SCOT1	R	
▲35593	3.563	4.626	.438	†CRWH1	R		SCOTSEAL					
▲35649	3.563	4.751	.438	†CRWH1	R	36381	3.500	5.251	.718	KIT	P	
▲35676	3.563	4.876	.438	†CRWH1	R		SEE KIT SECTION					
						▲36382	3.625	5.251	.375	†CRWA1	R	
						36391	3.625	5.375	.438	†CRWHA1	R	
						36601	3.661	4.488	.551	HMSA7	V	
						36614	3.661	4.331	.512	HMSA7	V	
							W/CCW HELIX					
						36650	3.661	6.063	.315	J-TYPE	P	
							W/7-.320 HOLES AT 5.000 B.C.					

★ Contact manufacturer for availability
Bold numbers are preferred designs

□ Metric numbers

† Includes Bore-Tite on O.D.
 ▲ WasteWatcher numbers

Numerical — complete index

Stock no.	Shaft	Bore	Width of seal	Type and style	Lip code	Stock no.	Shaft	Bore	Width of seal	Type and style	Lip code
36655	3.661	6.649	.449	J-TYPE	P	37507	3.750	4.573	.571	S1	T
	W/4-.477" HOLES					37520	3.753	4.720	.607	†UNITIZE	V
36658	3.661	4.331	.276	HMSA7	V	UNITIZED TRANSMISSION SEAL					
	W/CCW HELIX FROM AIR SIDE					37524	3.750	4.999	.375	†CRW1	V
36660	3.661	4.252	.394	HMSA7	P	▲ 37525	3.750	4.999	.375	†CRW1	R
	W/CCW HELIX FROM AIR SIDE					37526	3.750	4.999	.375	†CRWA1	R
▲ 36740	3.688	4.501	.438	†CRWHA1	R	37532	3.750	4.999	.438	†CRWH1	R
▲ 36770	3.688	4.751	.438	†CRWH1	R	37533	3.750	4.999	.438	†CRWHA1	R
▲ 36880	3.688	4.999	.438	†CRWH1	R	★ 37565	3.750	4.999	.469	†HM21	R
36895	3.688	5.126	.438	†CRWA1	R	37570	3.778	4.567	.354	HMSA7	V
36910	3.688	5.626	.438	†CRWA1	R	W/CCW HELIX FROM AIR SIDE					
36944	3.688	5.250	.718	KIT	P	▲ 37574	3.750	5.251	.438	†CRWH1	R
SEE KIT SECTION						37577	3.750	5.251	.438	†CRWH1	V
□ 37001	95.00	110.00	9.00	CRS1	R	W/STAINLESS STEEL SPRING					
□ 37005	95.00	110.00	9.00	HMS4	R	37775	3.777	4.567	.508	†UNITIZD	V
□ 37008	95.00	110.00	9.00	HMSA7	R	37795	3.740	4.440	.315	HMSA7	V
▲□ 37015	95.00	110.00	10.00	†CRW1	R	W/CCW HELIX FROM AIR SIDE					
▲□ 37020	95.00	115.00	12.00	HMS4	R	37825	3.780	4.606	.472	HMSA7	S
□ 37025	95.00	115.00	12.00	†CRW1	R	W/CCW HELIX FROM AIR SIDE					
□ 37026	95.00	115.00	12.00	†CRW1	V	▲ 38040	3.813	4.501	.250	†HD1	R
□ 37027	95.00	115.00	12.00	CRSA1	R	QUILL WIPER					
37030	3.740	4.646	.394	HMSA7	S	38041	3.813	4.501	.250	†HD1	V
	W/CCW HELIX FROM AIR SIDE					QUILL WIPER					
□ 37039	95.00	120.00	12.00	HMS4	R	38160	3.813	4.999	.469	CRSH1	R
▲□ 37040	95.00	120.00	12.00	†CRW1	R	□ 38191	97.00	120.00	13.00	CRSH11	R
□ 37041	95.00	120.00	12.00	†CRW1	V	38196	3.819	4.724	.512	HMSA7	R
□ 37042	95.00	120.00	12.00	†CRWA1	V	W/CCW HELIX FROM AIR SIDE					
□ 37043	95.00	120.00	12.00	HMSA7	R	38220	3.813	5.251	.469	CRSH1	R
▲□ 37047	95.00	125.00	12.00	HMS4	R	□ 38520	98.00	120.00	12.00	†CRW1	V
□ 37050	95.00	125.00	12.00	†CRW1	R	▲□ 38523	98.00	120.00	13.00	HMS4	R
□ 37075	95.00	130.00	12.00	†CRW1	R	□ 38581	98.00	125.00	12.00	HMS45	R
37076	3.740	5.118	.472	†CRW1	V	□ 38583	98.00	130.00	13.00	CRSH11	R
▲□ 37081	95.00	130.00	12.00	HMS4	R	38585	3.858	4.567	.394	HMSA7	V
▲ 37320	3.750	4.376	.250	†HM14	R	W/CCW HELIX FROM AIR SIDE					
37325	3.750	4.376	.250	†HM14	V	▲ 38590	3.875	5.390	.375	X12	R
37327	3.750	4.501	.375	CRW1	R	O.D. LISTED IS PRESSFIT I.D.					
37328	3.750	4.501	.375	†CRW1	V	38646	3.875	4.751	.375	†CRW1	R
▲ 37330	3.750	4.501	.469	†CRWHA1	P	W/SS CASE & SPRING					
37332	3.750	4.502	.469	†CRWHA1	V	38647	3.875	4.751	.375	†CRWA1	R
37338	3.750	4.500	.381	HMSA7	P	38649	3.875	4.751	.375	†CRWA1	V
	W/CW HELIX FROM AIR SIDE					▲ 38653	3.875	4.751	.438	†CRWH1	R
▲ 37340	3.750	4.501	.380	HMS4	S	▲ 38669	3.875	4.876	.500	†CRWH1	R
	W/CCW HELIX FROM AIR SIDE					38673	3.875	4.876	.438	†CRWHA1	R
37341	3.750	4.501	.376	HMS4	V	38678	3.875	4.876	.500	†CRWHA1	V
	W/CCW HELIX FROM AIR SIDE					▲ 38691	3.875	4.999	.375	†CRW1	R
37342	3.750	4.501	.380	HMSA7	V	38692	3.875	4.999	.375	†CRWA1	R
	W/CCW HELIX FROM AIR SIDE					38694	3.875	4.999	.375	†CRWA1	V
37381	3.750	4.751	.875	†E3	RR	38702	3.875	5.126	.438	†CRWHA1	V
37387	3.750	4.751	.375	†CRW1	P	▲ 38703	3.875	5.126	.438	†CRWH1	R
▲ 37388	3.750	4.751	.375	†CRW1	R	38709	3.875	5.129	.844	†SCOT1	R
37389	3.750	4.751	.375	†CRWA1	R	SCOTSEAL					
37390	3.750	4.751	.438	†CRWA1	P	38713	3.875	5.126	.438	†CRWHA1	R
37395	3.750	4.751	.438	†CRWHA1	S	▲ 38730	3.875	5.251	.438	†CRWH1	R
37396	3.750	4.751	.438	†CRWH1	R	38731	3.875	5.251	.438	†CRWHA1	R
37403	3.750	4.750	.438	†CRWHA1	P	38736	3.875	5.248	.844	†SCOT1	R
37405	3.750	4.751	.438	†CRWH1	V	SCOTSEAL					
37408	3.740	5.196	.866	HMSA8	R	38739	3.875	5.251	.438	†CRWHA1	P
	P.F. WIDTH 12MM					38740	3.875	5.312	1.102	HDDF1	R
37410	3.750	4.751	.500	†HMSA24	V	O.D. LISTED IS SEAL I.D.					
□ 37424	95.00	125.00	12.00	HMSA7	R	38741	3.875			HDDFBV1	R
▲ 37433	3.750	4.876	.438	†CRWH1	R	BELLEVILLE WASHERS (2 EA/KIT)					
□ 37439	95.00	120.00	13.00	HMSA7	R	▲ 38745	3.875	5.376	.438	†CRWH1	R
□ 37440	95.00	110.00	12.00	HMS4	R	38747	3.875	5.376	1.016	†SCOT1	R
37442	3.745	6.161	.305	J-TYPE	P	SCOTSEAL					
37504	3.750	4.532	.482	HMA11	VT	38749	3.875	5.501	.500	†CRSHA1	R

Numerical — complete index

Stock no.	Shaft	Bore	Width of seal	Type and style	Lip code	Stock no.	Shaft	Bore	Width of seal	Type and style	Lip code	
41126	4.125	4.999	.438	CRWH1	V	42623	4.250	6.009	.984	+SCOT1	R	
41130	4.125	4.999	.438	+CRWH1	S					SCOTSEAL		
41152	4.125	4.999	.718	KIT	P	42624	4.250	6.043	.984	+SCOT1	R	
SEE KIT SECTION										SCOTSEAL		
▲41170	4.125	5.126	.438	+CRWH1	R	42625	4.250	6.009	1.122	SCOTPLS	R	
41171	4.125	5.126	.438	+CRWH1	V					SCOTSEAL		
▲41185	4.125	5.251	.438	+CRWH1	R	42627	4.250	6.009	.971	PLUS XL	H	
41186	4.125	5.251	.438	+CRWH1	V					SCOTSEAL PLUS XL		
▲41265	4.125	5.501	.438	+CRWH1	R	42631	4.250	6.008	.984	+SCOTLL		
▲41287	4.125	5.751	.438	+CRWH1	R					SCOTSEAL LONGLIFE		
▲41305	4.125	6.001	.438	+CRWH1	R	▲42635	4.250	6.126	.500	+CRWH1	R	
41307	4.125	6.001	.438	+CRWH1	V	▲42644	4.250	6.250	.500	+CRWH1	R	
□41340	105.00	120.00	8.00	CRSA13	R	42672	4.250	6.254	1.250	+SCOT1	R	
□41352	105.00	135.00	13.00	CRSH11	R					SCOTSEAL		
□41358	105.00	145.00	15.00	CRS11	R	42673	4.250	6.254	1.245	PLUS XL	H	
□41360	105.00	150.00	15.00	CRSH11	R					SCOTSEAL PLUS XL		
□41367	105.00	125.00	13.00	HMS4	R	42800	4.266	6.066	.875	+SCOT1	R	
□41370	105.00	125.00	13.00	HMSA7	R					SCOTSEAL		
41401	4.134	4.724	.433	HMSA7	S	43072	4.313	5.501	.433	+CRWHA1	P	
□★41410	105.00	125.00	12.00	HMSA27	R	▲43073	4.313	5.501	.438	+CRWHA1	R	
□41411	105.00	125.00	12.00	CRS1	R	43131	4.313	5.751	.500	CRSH1	R	
□41415	105.00	127.00	11.13	+CRWH1	R	43135	4.312	5.823	1.102	HDDF1	R	
□41425	105.00	130.00	12.00	+CRW1	R					O.D. LISTED IS SEAL I.D.		
□41426	105.00	130.00	12.00	+CRW1	V	43136	4.312			HDDFBV1	R	
▲□41430	105.00	130.00	12.00	HMS4	R					BELLEVILLE WASHERS (2 EA/KIT)		
□41433	105.00	130.00	12.00	HMSA7	R	43149	4.312			HDDFBV1	R	
□41440	105.00	135.00	12.00	+CRWA1	R					BELLEVILLE WASHERS (2 EA/KIT)		
□41443	105.00	135.00	14.00	HMSA7	R	43150	4.312	6.000	1.320	HDDF1	R	
□41455	105.00	140.00	12.00	+CRWA1	R					O.D. LISTED IS SEAL I.D.		
▲□41456	105.00	140.00	12.00	HMS4	R	43201	4.313	6.250	.500	HMSH1	R	
□41457	105.00	140.00	15.00	HMS4	R	□43300	110.00	130.00	12.00	HMS4	V	
□41460	105.00	140.00	12.00	HMSA7	R	□43301	110.00	130.00	12.00	HMSA7	V	
□41475	105.00	160.00	12.00	+CRW1	R					W/STAINLESS STEEL SPRING		
▲41550	4.166	5.501	.600	+HMSHA3	R	▲□43303	110.00	130.00	12.00	HMS4	R	
41555	4.165	5.625	.210	J5SPLIT	R	□43304	110.00	130.00	12.00	HMSA7	R	
W/8 EA .390 DIA. HOLES						□43310	110.00	130.00	12.00	+CRW1	R	
▲41751	4.188	4.999	.469	CRSHA1	R	□43311	110.00	130.00	12.00	+CRW1	V	
▲41761	4.188	5.251	.469	CRSH1	R	□43313	110.00	128.00	9.00	CRSA13	R	
▲41813	4.188	5.501	.500	+HMSHA3	R	□43324	110.00	140.00	12.00	HMSA7	R	
41814	4.188	5.501	.500	+HMSHA3	V	□43326	110.00	135.00	12.00	+CRW1	V	
41833	4.188	5.751	.500	CRSHA1	R	▲□43327	110.00	135.00	12.00	HMS4	R	
□42120	107.00	123.00	11.00	CRSA1	R	□43334	110.00	150.00	13.00	HMS4	R	
□42130	107.00	130.00	13.00	CRSH11	R	□43338	110.00	140.00	12.00	+CRW1	V	
42340	4.250	4.813	.313	HM14	R	□43340	110.00	140.00	12.00	+CRW1	R	
42380	4.250	5.126	.250	+HM21	R	▲□43341	110.00	140.00	12.00	HMS4	R	
▲42419	4.250	5.251	.375	+CRWA1	R	□43342	110.00	140.00	13.00	HMS4	R	
42422	4.250	5.251	.375	+CRW1	S	□43343	110.00	140.00	14.00	HMSA7	R	
42426	4.250	5.251	.438	+CRWH1	R	43345	4.331	5.626	.472	+CRWHA1	V	
42427	4.250	5.251	.438	+CRWHA1	R	▲□43355	110.00	145.00	12.00	+CRW1	R	
42433	4.250	5.251	.438	+CRWH1	V	□43357	110.00	145.00	15.00	HMSA7	R	
▲42470	4.250	5.251	.250	+HM21	R	□43359	110.00	130.00	13.00	HMS4	R	
▲42474	4.250	5.373	.438	+CRWA1	V	□43361	110.00	140.00	13.00	HMSA7	R	
▲42475	4.250	5.376	.438	+CRWH1	R	□43363	110.00	130.00	13.00	HMSA7	R	
□42520	108.00	130.00	13.00	CRSH1	R	□43390	110.00	160.00	12.00	+CRWH1	R	
▲42528	4.250	5.501	.438	+CRWH1	R	▲43650	4.375	5.376	.438	+CRWH1	R	
42540	4.250	5.501	.750	C8	RR	▲43691	4.375	5.501	.438	+CRWH1	R	
42550	4.250	5.501	.938	+SCOT1	R		43746	4.374	5.737	.207	SPLIT	R
						▲43751	4.375	5.751	.438	+CRWH1	R	
						43752	4.375	5.751	1.016	+SCOT1	R	
42557	4.250	5.626	.438	+CRWA1	R					SCOTSEAL		
▲42573	4.250	5.751	.438	+CRWH1	R	43754	4.375	5.751	.995	PLUS XL	H	
42592	4.250	5.876	.500	+CRWH1	V					SCOTSEAL PLUS XL		
W/STAINLESS STEEL SPRING						43761	4.375	5.900	1.000	PLUS XL	H	
▲42616	4.250	6.001	.500	+CRWH1	R					SCOTSEAL PLUS XL		

Numerical — complete index

Stock no.	Shaft	Bore	Width of seal	Type and style	Lip code	Stock no.	Shaft	Bore	Width of seal	Type and style	Lip code
▲ 43762	4.375	5.907	.984	†CRWHA2	R	45103	4.500	5.876	.984	†SCOT1	R
		P.F. WIDTH .640								SCOTSEAL	
43764	4.375	5.905	1.000	†SCOT1	R	▲ 45110	4.500	6.001	.500	†CRWH1	R
		SCOTSEAL				▲ 45111	4.500	6.001	.500	†CRWHA1	R
▲ 43771	4.375	6.001	.500	†CRWH1	R	▲ 45112	4.500	6.001	.500	†CRWHA1	V
43800	4.375	6.003	1.047	†SCOT1	R	▲ 45140	4.500	6.126	.563	†CRWH1	R
		SCOTSEAL				▲ 45150	4.500	6.250	.500	†CRWH1	R
▲ 43820	4.375	6.250	.500	†CRWH1	R	45152	4.500	6.311	1.125	†SCOT1	R
43860	4.375	6.254	.922	†SCOT1	R					SCOTSEAL	
		SCOTSEAL				45157	4.500	6.254	.750	PLUS XL	H
43865	4.375	6.254	1.047	†SCOT1	R					SCOTSEAL PLUS XL	
		SCOTSEAL				45160	4.500	6.254	1.047	†SCOT1	R
43875	4.375	6.311	1.125	†SCOT1	R					SCOTSEAL	
		SCOTSEAL				45161	4.500	6.409	.415	X12	D
▲ 44000	4.400	5.230	.375	HMSA7	P					O.D. LISTED IS PRESSFIT I.D.	
		W/CCW HELIX FROM AIR SIDE				45162	4.500	6.441	.938	†SCOT1	R
□ 44092	112.00	140.00	13.00	CRSA11	R					SCOTSEAL	
□ 44094	112.00	140.00	13.00	HMS47	R	□ 45210	115.00	135.00	12.00	†CRW1	R
□ 44095	112.00	150.00	15.00	CRSH11	R	▲ □ 45220	115.00	140.00	12.00	†CRW1	R
▲ 44269	4.375	5.373	.570	X1	V	□ 45221	115.00	140.00	12.00	†CRW1	R
		O.D. LISTED IS PRESSFIT I.D.								W/SS CASE & SPRING	
▲ 44275	4.438	5.501	.500	†CRWH1	R	□ 45222	115.00	140.00	12.00	†CRW1	V
44276	4.438	5.501	.500	†CRWH1	V	▲ □ 45223	115.00	140.00	12.00	HMS4	R
▲ 44295	4.438	5.751	.500	†CRWH1	R	□ 45224	115.00	140.00	12.00	HMSA7	R
▲ 44320	4.438	6.001	.500	†CRWH1	R	□ 45225	115.00	140.00	13.00	HMS4	R
▲ 44350	4.438	6.250	.500	†CRWH1	R	▲ □ 45230	115.00	145.00	12.00	†CRW1	R
□ 44493	113.00	140.00	13.00	CRSH1	R	□ 45233	115.00	145.00	14.00	HMSA7	R
▲ 44630	4.477	6.250	.500	†CRWH1	R	□ 45250	115.00	150.00	12.00	†CRW1	R
□ 44880	114.00	140.00	13.00	HMSA7	R	▲ □ 45252	115.00	150.00	12.00	HMS4	R
▲ 44892	4.500	6.015	.550	X12	R	45280	4.528	6.142	1.063	HMSA8	R
		O.D. LISTED IS PRESSFIT I.D.								P.F. WIDTH 15.6MM	
▲ 44913	4.500	5.251	.438	†CRWH1	R	□ 45290	115.00	160.00	12.00	†CRW1	R
44916	4.500	5.375	.975	PLUS XL	H	□ 45299	115.00	160.00	15.00	CRSH1	R
		SCOTSEAL PLUS XL				▲ 45550	4.563	5.751	.500	CRSHA1	R
44917	4.500	5.251	.438	†CRWHA1	V	45560	4.563	6.250	.500	CRSH1	R
▲ 44920	4.500	5.376	.438	†CRWH1	R	46060	4.606	6.850	1.063	HMSA8	R
44922	4.500	5.375	.984	†SCOT1	R					P.F. WIDTH 15.6MM	
		SCOTSEAL				46125	4.625	5.501	.500	†ALH1	S
44926	4.500	5.376	.438	†CRWHA1	V	▲ 46144	4.625	5.626	.500	†CRWH1	R
▲ 44959	4.500	5.501	.375	†CRW1	R	46155	4.625	5.626	.500	†CRWH1	V
▲ 44960	4.500	5.501	.375	†CRWA1	R	▲ 46200	4.625	5.751	.500	†CRWH1	R
44964	4.500	5.501	.750	†SCOT1	R	▲ 46208	4.625	5.751	.500	†CRWH1	S
		SCOTSEAL				▲ 46285	4.625	6.001	.500	†CRWH1	R
44967	4.500	5.501	.438	†CRWH1	R	46300	4.625	6.001	.912	PLUS XL	H
44968	4.500	5.501	.438	†CRWHA1	R					SCOTSEAL PLUS XL	
44973	4.500	5.501	.438	†CRWH1	V	46305	4.625	6.001	1.063	†SCOT1	R
44980	4.500	5.501	.435	†CRWH1	V					SCOTSEAL	
		W/STAINLESS STEEL SPRING				46308	4.625	6.000	1.063	†SCOTLL	H
45001	4.500	5.501	.500	†KIT	S					SCOTSEAL LONGLIFE	
		SEE KIT SECTION				▲ 46309	4.625	6.186	1.250	HMSA8	R
45010	4.500	5.501	.938	†SCOT1	R					P.F. WIDTH .813	
		SCOTSEAL				▲ 46324	4.625	6.250	.500	†CRWH1	R
▲ 45025	4.500	5.501	.250	HM14	R	46390	4.635	6.009	1.031	†SCOT1	R
▲ 45032	4.500	5.626	.438	†CRWH1	R					SCOTSEAL	
45033	4.500	5.626	.438	†CRWHA1	V	▲ 46395	4.625	6.623	1.094	†CRWA79	R
45064	4.500	5.751	.375	†CRWA1	V					P.F. WIDTH .484	
▲ 45069	4.500	5.751	.438	†CRWH1	R	46396	4.625	6.623	1.093	OILBATH	R
45070	4.500	5.751	.438	†CRWHA1	R	□ 46460	118.00	140.00	13.00	CRSH11	R
45093	4.500	5.751	.767	PLUS XL	H	46790	4.688	5.751	.512	†CRWH1	S
		SCOTSEAL PLUS XL				▲ 46800	4.688	5.751	.512	†CRWH1	R
45095	4.500	5.876	1.009	PLUS XL	H	▲ 46851	4.688	5.751	.250	†HD1	R
		SCOTSEAL PLUS XL								QUILL WIPER	
45099	4.500	5.751	1.016	†SCOT1	R	▲ 46920	4.688	6.001	.266	†HD1	P
		SCOTSEAL								QUILL WIPER	

*Contact manufacturer for availability
Bold numbers are preferred designs

□ Metric numbers

† Includes Bore-Tite on O.D.
 ▲ WasteWatcher numbers

Numerical — complete index

Stock no.	Shaft	Bore	Width of seal	Type and style	Lip code	Stock no.	Shaft	Bore	Width of seal	Type and style	Lip code
▲ 46935	4.688	6.001	.380	†HMSW90	P	47698	4.767	6.313	1.125	†SCOT1	R
	P.F. WIDTH .281						SCOTSEAL				
46950	4.688	6.250	.500	†CRWH1	R	47699	4.766	7.000	1.250	†SCOT1	R
46975	4.688	6.400	1.525	HDDF1	R		SCOTSEAL				
	O.D. LISTED IS SEAL I.D.					48000	4.766	6.254	1.047	†SCOT1	R
46976	4.688			HDDFBV1	R		SCOTSEAL				
	BELLEVILLE WASHERS (2 EA/KIT)					48002	4.766	6.254	.795	PLUS XL	H
□ 47210	120.00	140.00	12.00	†CRWA1	R		SCOTSEAL PLUS XL				
▲ □ 47212	120.00	140.00	13.00	HMS4	R	□ 48030	122.00	150.00	13.00	CRSH13	R
□ 47214	120.00	140.00	13.00	HMSA7	R	□ 48031	122.00	150.00	15.00	HMSA75	R
□ 47225	120.00	145.00	12.00	HMS4	R	48046	4.811	5.543	.472	HMSA7	V
▲ □ 47230	120.00	145.00	12.00	†CRW1	R		W/CCW HELIX FROM AIR SIDE				
□ 47240	120.00	150.00	13.00	HMS4	R	▲ 48060	4.813	5.751	.563	†CRWH1	P
47245	4.724	5.906	.590	SCOTPLS	R	48062	4.813	5.751	.563	†CRWH1	V
	SCOTSEAL PLUS					48065	4.813	5.751	.563	†CRWH1	S
▲ □ 47250	120.00	150.00	12.00	†CRW1	R	48070	4.813	5.751	.813	†D7	VV
▲ □ 47252	120.00	150.00	12.00	HMS4	R	48075	4.813	5.755	.750	†D7	PP
□ 47253	120.00	150.00	12.00	HMS4	V	48297	4.824	6.311	1.125	†SCOT1	R
	W/STAINLESS STEEL SPRING						SCOTSEAL				
□ 47254	120.00	150.00	12.00	HMSA7	V	48298	4.824	6.501	1.125	†SCOT1	R
	W/STAINLESS STEEL SPRING						SCOTSEAL				
□ 47260	120.00	150.00	14.00	HMSA7	R	48650	4.875	5.501	.250	HM14	R
□ 47264	120.00	150.00	15.00	CRSH1	R	48689	4.875	6.001	.500	†CRWHA1	R
□ 47272	120.00	160.00	15.00	CRSH11	R	48690	4.875	6.001	.875	†SCOT1	R
□ 47273	120.00	155.00	16.00	HMSA7	R		SCOTSEAL				
□ 47276	120.00	150.00	12.00	HMSA7	R	48692	4.875	6.001	.500	†CRWH1	V
□ 47287	120.00	160.00	12.00	HMS4	R	▲ 48693	4.875	6.001	.500	†CRWH1	R
□ 47289	120.00	160.00	12.00	HMS4	V	48697	4.875	6.000	.750	KIT	S
	W/STAINLESS STEEL SPRING						SEE KIT SECTION				
▲ □ 47291	120.00	160.00	12.00	†CRWH1	R	▲ 48726	4.875	6.126	.500	†CRWH1	R
47375	4.750	5.749	.438	†CRW1	P	48768	4.875	6.250	.500	†CRWHA1	R
47378	4.750	5.375	.313	†HM14	R	▲ 48769	4.875	6.250	.500	†CRWH1	R
47379	4.750	5.751	.500	†CRW1	V	★ 48792	4.875	6.254	1.047	†SCOT1	R
47382	4.750	5.751	.500	†CRWA1	V		SCOTSEAL				
	W/STAINLESS STEEL SPRING					48794	4.875	6.379	.938	†SCOT1	R
47383	4.750	5.751	.500	†CRW1	R		SCOTSEAL				
47385	4.646	5.751	.625	KIT	V	48796	4.875	6.441	.938	†SCOT1	R
	SEE KIT SECTION						SCOTSEAL				
▲ 47394	4.750	5.751	.500	†CRWH1	R	48881	4.881	6.693	.571	X14	R
47395	4.750	5.751	.500	†CRWHA1	R		O.D. LISTED IS PRESSFIT I.D.				
▲ 47441	4.750	5.875	.500	†CRWH1	R	48883	4.875	6.375	.516	CRW3	R
47455	4.750	6.002	.300	X15	R	48884	4.875	6.503	1.063	†SCOT1	R
	O.D. LISTED IS PRESSFIT I.D.						SCOTSEAL				
▲ 47474	4.750	6.001	.500	†CRWH1	R	48886	4.875	6.440	.500	†CRW3	R
47475	4.750	6.001	.500	†CRWHA1	R		P.F. WIDTH .375 W/6.735 FLANGE				
47481	4.750	6.001	.500	†CRW1	V	49050	4.902	6.309	.709	†CRWA3	R
47483	4.750	6.001	1.063	†SCOT1	R		W/6.695 FLANGE				
	SCOTSEAL					49060	4.902	7.085	.475	X12	R
▲ 47583	4.750	6.250	.500	†CRWH1	R		O.D. LISTED IS PRESSFIT I.D.				
47586	4.750	6.250	.500	†CRWHA1	V	□ 49208	125.00	146.00	14.00	CRSA1	P
47587	4.750	6.250	.500	†KIT	R	□ 49210	125.00	150.00	12.00	†CRW1	R
47591	4.750	6.250	.610	†HMSA24	R	□ 49211	125.00	150.00	12.00	†CRW1	V
▲ 47660	4.750	6.619	1.181	†HMSA28	R	□ 49213	125.00	150.00	12.00	HMSA7	R
	P.F. WIDTH .550					□ 49214	125.00	150.00	12.00	HMSA7	V
47690	4.766	6.001	1.063	†SCOT1	R		W/STAINLESS STEEL SPRING				
	SCOTSEAL					▲ □ 49215	125.00	150.00	12.00	HMS4	R
47691	4.767	6.308	1.035	†PLUS XL		▲ □ 49221	125.00	150.00	15.00	HMS43	V
	DRIVE AXLE ABS VERSION					□ 49235	125.00	170.00	15.00	HMSA7	R
47692	4.767	6.308	1.420	PLUS XL	H	▲ □ 49240	125.00	155.00	14.00	HMS1	R
	SCOTSEAL PLUS XL					□ 49243	125.00	155.00	14.00	HMSA7	R
47693	4.767	6.316	1.125	†SCOTLL	H	▲ 49251	4.938	6.001	.500	†CRWH1	R
	SCOTSEAL LONGLIFE					□ 49264	125.00	150.00	13.00	HMS4	R
47697	4.766	6.311	1.125	†SCOT1	R	□ 49267	125.00	150.00	13.00	HMSA7	R
	SCOTSEAL					▲ □ 49268	125.00	160.00	12.00	HMS4	R
						□ 49270	125.00	160.00	12.00	†CRW1	R

Numerical — complete index

Stock no.	Shaft	Bore	Width of seal	Type and style	Lip code	Stock no.	Shaft	Bore	Width of seal	Type and style	Lip code
▲ 54929	5.500	6.310	1.188	†CRWHA9	R	57502	5.750	6.375	.250	HMA1	R
	P.F. WIDTH .500					▲ 57505	5.750	6.625	.500	†CRWH1	R
54930	4.824	6.310	.875	†KIT	R	57506	5.750	6.625	.500	†CRW1	V
	SEE KIT SECTION					57509	5.750	6.751	.500	CRWHA1	R
▲ 54931	5.500	6.500	.500	†CRWH1	R	▲ 57510	5.750	6.750	.500	†CRWH1	R
54934	5.500	6.500	.500	†CRWH1	V	57519	5.750	6.876	.563	CRSHA1	R
54935	4.824	6.500	.875	†KIT	R	▲ 57521	5.750	7.000	.500	†CRWH1	R
	SEE KIT SECTION					57522	5.750	6.750	.500	†CRWH1	V
54936	5.500	6.500	.500	†CRWH1	P	57523	5.750	7.000	.500	†CRWH1	V
54940	5.500	6.499	1.063	†CRWHA2	R	57531	5.750	7.000	.500	†CRWHA1	R
54949	5.500	6.626	.563	CRSHA1	R	□ 57533	145.00	190.00	16.00	HMSA7	R
54959	5.500	6.750	.500	†CRW1	R	57571	5.750	7.003	.250	HMA21	R
54960	5.500	6.750	.500	†CRWA1	R	57578	5.750	7.126	.563	CRSHA1	R
54971	5.500	6.750	.500	†CRWHA1	R	▲ 57584	5.750	7.502	.563	CRSHA1	R
▲ 54972	5.500	6.750	.500	†CRWH1	R	□ 57599	148.00	170.00	15.00	HMS4	R
54974	5.500	6.750	.500	†CRWH1	V	58709	5.875	6.875	.500	†HDW1	R
□ 55113	140.00	170.00	12.00	HMSA7	R		W/STAINLESS STEEL SPRING				
▲ □ 55115	140.00	160.00	12.00	†CRW1	R	58710	5.875	7.000	.500	†HDW1	R
▲ □ 55116	140.00	160.00	13.00	HMS4	R	▲ 58716	5.875	7.125	.500	†CRWH1	R
▲ □ 55118	140.00	170.00	12.00	†CRW1	R	▲ 58717	5.875	7.125	.500	†CRWH1	V
▲ □ 55119	140.00	170.00	13.00	HMS4	R	58741	5.875	7.125	.500	†CRWHA1	R
□ 55120	140.00	170.00	15.00	HMS4	R	▲ 58760	5.875	7.500	.500	†CRWH1	R
□ 55121	140.00	170.00	15.00	HMSA7	R	58775	5.875	7.641	1.510	HDDF1	R
55122	5.512	6.693	.591	SCOTPLS	R		O.D. LISTED IS SEAL I.D.				
	SCOTSEAL PLUS					58776	5.875			HDDFBV1	R
□ 55125	140.00	170.00	12.00	CRW1	V		BELLEVILLE WASHERS (2 EA/KIT)				
▲ □ 55127	140.00	180.00	12.00	HMS4	R	▲ □ 59005	150.00	180.00	12.00	HMS4	R
□ 55134	140.00	165.00	12.00	HMS45	R	□ 59010	150.00	180.00	15.00	HMS4	R
55152	5.500	6.780	.380	X	R	□ 59053	150.00	180.00	14.00	HMSA7	R
	O.D. LISTED IS PRESSFIT I.D.					□ 59057	150.00	180.00	13.00	HMSA7	R
55157	5.500	6.876	.563	CRSHA1	R	□ 59059	150.00	180.00	14.00	HMS4	R
□ 55160	140.00	180.00	15.00	CRSA13	R	□ 59061	150.00	180.00	15.00	HMS4	V
55165	4.824	6.998	.875	†KIT	R	□ 59062	150.00	170.00	15.00	CRSH1	R
	SEE KIT SECTION					□ 59063	150.00	180.00	13.00	HMS4	R
▲ 55170	5.500	6.998	1.188	†CRWHA2	R	□ 59065	150.00	180.00	13.00	CRSH1	R
	SEE KIT SECTION					□ 59071	150.00	190.00	15.00	CRSH13	R
55172	5.500	7.126	1.187	OILBATH	R	□ *59076	150.00	180.00	15.00	HMSA7	R
	OILBATH					□ 59077	150.00	200.00	15.00	CRSH1	R
▲ 55175	5.500	7.250	.625	†CRWHA22	R	59300	5.938	7.000	.500	†HDW1	R
	P.F. WIDTH .536 & 7.625 FLANGE					▲ 59380	5.938	6.801	1.125	J2	R
55177	5.500	7.250	1.187	OILBATH	R		SEE TYPE J SECTION (HMSA LIP)				
55179	5.500	7.501	.563	CRSH1	R	59997	6.000	6.750	.437	†SL1	T
▲ 56101	5.625	6.625	.500	†CRWH1	R		HELIX-CCW & INSTALLATION SLV				
56102	5.625	6.625	.500	†CRWH1	V	59999	6.000	6.750	.500	†CRWA1	V
56103	5.500	6.625	.875	KIT	P	▲ 60000	6.000	6.750	.500	†CRW1	V
	SEE KIT SECTION					*60004	6.000	7.126	.563	CRSHA1	R
56112	5.625	6.750	.750	D5	VV	▲ 60006	6.000	7.002	.500	†CRSHA1	R
▲ 56136	5.625	6.875	.500	†CRWH1	R	60009	6.000	7.250	.500	†HDW1	R
56137	5.625	6.875	.500	†CRWH1	V	▲ 60012	6.000	7.126	.500	†CRWHA1	R
▲ 56160	5.625	7.125	.500	†CRWHA1	R	60013	6.000	7.126	.500	†CRWHA1	V
56170	5.625	7.250	1.366	HDDF1	R	60016	6.000	7.500	.500	†CRWA1	R
	O.D. LISTED IS SEAL I.D.					60026	6.000	7.500	.500	†CRWHA1	V
56171	5.625			HDDFBV1	R	60028	6.000	7.500	.500	†CRWHA1	R
	BELLEVILLE WASHERS (2 EA/KIT)					60037	6.000	7.500	.535	HS8	R
□ 56315	143.00	181.00	12.70	†CRWHA1	R	▲ 60075	6.000	7.500	.250	HM4	R
□ 56340	144.00	160.00	12.00	HMSA7	R	60620	6.062	6.772	.551	CRSA1	R
□ 57080	145.00	164.00	14.00	CRSA1	R	▲ □ 60622	154.00	175.00	13.00	CRSA1	R
□ 57088	145.00	170.00	12.00	HMSA7	R	60650	6.063	7.500	.500	†HDW1	R
□ 57089	145.00	165.00	13.00	CRSH12	R	□ 60920	155.00	190.00	15.00	HMS4	R
□ 57094	145.00	170.00	13.00	CRSA11	R	□ 61024	155.00	200.00	15.00	CRSH11	R
▲ □ 57110	145.00	170.00	15.00	HMS4	R	□ 61031	155.00	180.00	15.00	HMSA7	R
▲ □ 57118	145.00	175.00	15.00	HMS4	R	▲ 61210	6.125	7.125	.625	CRWH1	R
□ 57120	145.00	175.00	14.00	CRS1	R	▲ 61212	6.125	7.125	.550	†CRWA	V
□ 57123	145.00	175.00	14.00	HMSA7	R		P.F. WIDTH .500 & SS SPRING				
▲ □ 57125	145.00	180.00	12.00	HMS4	R	61215	6.125	7.125	.500	†HDW1	R

Numerical — complete index

Stock no.	Shaft	Bore	Width of seal	Type and style	Lip code	Stock no.	Shaft	Bore	Width of seal	Type and style	Lip code
61230	6.125	7.250	.500	+HDW1	R	▲67533	6.750	8.250	.500	CRWH1	R
61235	6.125	7.375	.500	+HDW1	R	67540	6.750	8.419	1.563	+CRWH19	R
61248	6.125	7.502	.563	CRSHA1	R					W/SLINGER	
▲61255	6.125	7.625	.625	CRWH1	R	67560	6.750	8.620	1.375	HDDF1	R
61256	6.125	7.625	.625	CRWH1	P					O.D. LISTED IS SEAL I.D.	
61500	6.151	7.865	.210	SPLIT	R	67561	6.750			HDDFBV1	R
61840	6.188	7.500	.563	CRSH1	P					BELLEVILLE WASHERS (2 EA/KIT)	
62000	6.204	7.330	.500	+ALH1	S	67600	6.750	8.750	.500	+HDW1	R
□62200	158.00	180.00	15.00	CRSH13	R	68730	6.875	8.250	.500	+HDW1	R
▲62480	6.250	7.250	.500	+HDW1	R	▲68745	6.875	8.375	.500	CRWH1	R
▲62482	6.250	7.252	.500	CRWH1	R	68760	6.875	8.500	.500	+HDW1	R
▲62495	6.250	7.500	.500	CRWH1	R	▲□68800	175.00	200.00	15.00	HMS4	R
62497	6.250	7.500	.500	CRWH1	V	□68803	175.00	200.00	15.00	HMSA7	R
62530	6.250	7.750	.350	X	R	□68905	175.00	205.00	15.00	HMS4	R
						70008	7.000	8.000	.500	HS8	D
						▲70016	7.000	8.000	.630	+CRWH1	R
▲62535	6.250	7.750	.500	+CRWH1	R	▲70028	7.000	8.250	.625	CRWH1	R
62572	6.250	7.875	.625	+CRWH1	R	70034	7.000	8.375	.625	CRSHA1	R
▲□62930	160.00	185.00	10.00	HMS4	R	70037	7.000	8.375	1.000	KIT	P
□62935	160.00	185.00	13.00	CRSA1	V					SEE KIT SECTION	
						▲70052	7.000	8.500	.625	+CRWH1	R
						70053	7.000	8.500	.625	+CRWHA1	R
□62939	160.00	190.00	15.00	HMSA7	R	70054	7.000	8.500	.625	+CRWHA1	V
▲□62940	160.00	190.00	15.00	HMS4	R	70055	7.000	8.500	.625	HDS1	V
□62941	160.00	190.00	15.00	+CRW1	V	70080	7.000	8.500	.500	+CRWA1	R
□62945	160.00	190.00	15.00	HMSA7	V	□70082	178.00	215.00	16.00	CRSH11	R
□62989	160.00	180.00	15.00	CRSH13	R	□70801	180.00	200.00	12.00	CRS1	R
□62995	160.00	185.00	14.00	HMS47	R	□70803	180.00	210.00	15.00	HMS1	V
□62998	160.00	190.00	13.00	CRS11	R					W/STAINLESS STEEL SPRING	
□63005	160.00	200.00	15.00	HMSA7	R	▲□70805	180.00	210.00	15.00	HMS4	R
▲63700	6.375	7.375	.625	+CRWH1	R	□70809	180.00	210.00	15.00	HMSA7	R
63717	6.375	7.500	.500	+HDW1	R	□70813	180.00	200.00	15.00	HMS4	R
63733	6.375	7.875	.625	CRWH1	R	□70869	180.00	215.00	16.00	CRS1	R
▲63734	6.375	7.875	.563	+CRWHA1	R	□70876	180.00	215.00	15.00	CRSHA13	R
□63781	162.00	190.00	12.00	HMS46	R	□70879	180.00	215.00	15.00	HMSA7	R
63796	6.375	8.120	1.265	HDDF1	R	71220	7.125	8.250	.500	+HDW1	R
						▲71245	7.125	8.625	.625	CRWH1	R
						72510	7.250	8.750	.625	HDS2	V
63797	6.375			HDDFBV1	R	▲72515	7.250	8.250	.625	CRW1	R
						▲72539	7.250	8.750	.625	+CRWHA1	R
						72542	7.250	8.750	.750	CRWH1	P
□63825	162.00	200.00	15.88	+CRWH1	R	72543	7.250	8.750	.625	HDS1	V
□63829	162.00	200.00	14.30	+CRWHA1	R	▲72570	7.250	9.055	.625	+CRWHA1	R
64330	6.438	7.500	.500	+HDW1	R	72594	7.250	8.750	.875	HDSA2	VD
▲□64500	165.00	190.00	13.00	HMS4	R	72805	7.283	8.850	.625	HDS2	R
□64960	165.00	190.00	13.00	CRS13	R	□72813	185.00	210.00	13.00	HMS4	R
□64964	165.00	200.00	15.00	CRSH11	R	□72832	185.00	215.00	16.00	CRSHA11	R
64993	6.500	7.500	.500	+CRWA1	R	73720	7.375	8.375	.500	+HDW1	R
▲64994	6.500	7.500	.500	CRWH1	R	73730	7.375	8.500	.500	+HDW1	R
64998	6.500	7.500	.500	+CRWH1	V	▲73745	7.375	8.875	.625	CRWH1	R
65021	6.500	8.000	.500	+CRW1	R	74310	7.438	9.400	1.656	HDDF1	R
★65036	6.500	8.000	.500	CRWH1	R					O.D. LISTED IS SEAL I.D.	
65037	6.500	8.000	.500	CRWHA1	R	74311	7.438			HDDFBV1	R
□66145	168.00	200.00	15.00	CRSH1	R					BELLEVILLE WASHERS (2 EA/KIT)	
66217	6.625	7.625	.500	+HDW1	R	▲74540	7.453	8.500	.750	+ALH1	S
66219	6.625	7.750	.500	+HDW1	R	□74800	188.00	215.00	16.00	+CRWH1	R
66222	6.625	7.875	.500	+HDW1	R	□74801	190.00	215.00	15.00	CRS13	R
66230	6.625	8.000	.500	+HDW1	R	□74803	190.00	220.00	12.00	HMSA7	R
▲66241	6.625	8.125	.500	CRWH1	R	▲□74805	190.00	220.00	15.00	HMS4	R
□66918	170.00	200.00	16.00	HMS4	R	□74807	190.00	220.00	15.00	HMS4	V
□66920	170.00	200.00	16.00	HMSA7	R	□74808	190.00	220.00	15.00	HMSA7	V
□66922	170.00	200.00	15.00	HMSA7	R					W/STAINLESS STEEL SPRING	
▲□66925	170.00	200.00	12.00	HMS4	R	□★74812	190.00	225.00	16.00	HMS47	R
□66927	170.00	190.00	15.00	CRSH1	R	□74813	190.00	220.00	15.00	HMSA7	R
□66930	170.00	200.00	15.00	HMS4	R						
□66947	170.00	210.00	15.00	HMSA7	R						
67510	6.750	7.750	.500	+HDW1	R						
67512	6.750	7.750	.625	HDS1	V						
▲67515	6.750	8.000	.500	+CRWH1	R						

★Contact manufacturer for availability
Bold numbers are preferred designs

□ Metric numbers

† Includes Bore-Tite on O.D.
 ▲ WasteWatcher numbers

Numerical — complete index

Stock no.	Shaft	Bore	Width of seal	Type and style	Lip code	Stock no.	Shaft	Bore	Width of seal	Type and style	Lip code
74814	7.480	8.858	.630	HMSA7	V	80091	8.000	10.000	1.000	HDS1	V
	W/STAINLESS STEEL SPRING					80092	8.000	10.125	1.250	HDSB1	RD
□74815	190.00	215.00	16.00	CRSH1	R	80097	8.000	11.625	1.079	CRSHA2	R
□74820	190.00	225.00	16.00	HMS4	R	80184	4.688			S1	
□74824	190.00	225.00	16.00	HMSA7	R	SEE SLEEVE & WIPER SECTION					
▲75030	7.500	8.500	.625	CRWH1	R	▲81245	8.125	10.125	.625	CRWH1	R
75038	7.500	8.500	.625	HS8	R	81246	8.125	10.125	.625	CRWHA1	R
	W/HOOK & EYE SPRING CONNECTOR					81252	8.125	10.125	.750	HDS1	V
75046	7.500	8.750	.500	†HDW1	R	81253	8.125	10.125	1.000	HDS1	R
75048	7.500	8.750	.625	HDS1	V	81351	11.000		1.000	LDSL3	
▲75050	7.500	9.000	.625	†CRWH1	R	FOR SEAL SH SIZE 11.188 (284.18MM)					
75052	7.500	9.000	.625	†CRWHA1	P	81352	14.000		1.500	LDSL3	
75053	7.500	9.000	.625	HDS1	V	FOR SEAL SH SIZE 14.188 (360.38MM)					
75054	7.500	9.000	.750	HDS2	V	81354	16.000		2.000	LDSL3	
75067	7.500	9.250	.625	HDS1	V	FOR SEAL SH SIZE 16.188 (411.18MM)					
75069	7.500	9.250	.500	†HDW1	R	81389	10.813		1.000	LDSL3	
75090	7.500		1.918	J1-KIT	R	FOR SEAL SH SIZE 11.000 (279.40MM)					
	SEE TYPE J SECTION (CRW LIP)					81390	13.813		1.500	LDSL3	
▲76215	7.625	8.625	.563	CRWH1	R	FOR SEAL SH SIZE 14.000 (355.60MM)					
76225	7.625	8.875	.500	†HDW1	R	81391	14.813		2.125	LDSL3	
▲76255	7.625	9.125	.625	CRWH1	R	FOR SEAL SH SIZE 15.000 (381.00MM)					
□76770	195.00	220.00	16.00	CRSH13	R	81587	28.313		2.000	LDSL3	
□76790	195.00	230.00	15.00	CRSH1	R	FOR SEAL SH SIZE 28.500 (723.90MM)					
77506	7.750	8.750	.500	†HDW1	R	81753	38.500		1.500	LDSL4	
77531	7.750	9.000	.625	HDS1	R	FOR SEAL SH SIZE 38.688 (982.68MM)					
77539	7.750	9.250	.625	HDS1	V	81774	4.766			S6	
▲77540	7.750	9.250	.625	CRWH1	R	SEE SLEEVE & WIPER SECTION					
77996	8.000	9.250	.625	HDS1	V	81826	39.813		2.125	LDSL4	
						FOR SEAL SH SIZE 40.000 (1016.00MM)					
78020	7.800	10.000	1.750	HDDF1	R	82099	12.750		1.125	LDSL3	
						FOR SEAL SH SIZE 12.938 (328.63MM)					
78021	7.800			HDDFBV1	R	▲82510	8.250	9.250	.625	CRWH1	R
□78703	200.00	230.00	15.00	HMSA7	V	▲82512	8.250	9.252	.500	†CRWH1	R
	W/STAINLESS STEEL SPRING					▲82521	8.250	9.500	.578	CRW1	R
▲□78705	200.00	230.00	15.00	HMS4	R	82524	8.250	9.500	.625	HDS2	R
□78706	200.00	230.00	15.00	HMSA7	R	82526	8.250	9.500	.625	HDS2	V
□78708	200.00	238.00	19.00	HDS1	V	82540	8.250	10.062	1.560	HDDF1	R
78710	7.875	8.875	.500	†HDW1	R						
▲78725	7.875	9.250	1.000	CRWHA1	R	82541	8.250			HDDFBV1	R
▲78738	7.875	9.375	.625	CRWH1	R	82555	8.250	10.250	.813	HDS2	V
□78742	200.00	230.00	13.00	HMSA7P2	R	82559	8.250	10.250	.625	HDS2	V
□78745	200.00	230.00	16.00	CRS13	R	▲82560	8.250	10.250	.625	CRWH1	R
□78751	200.00	250.00	15.00	CRSH1	R	82561	8.250	10.250	.750	HDS3	D
□78757	205.00	230.00	15.00	CRS11	R	W/4 EA .500 ADJ. LUGS					
78760	7.874	9.252	.591	HMSA7	R	82562	8.250	10.250	.750	HDS1	R
	W/STAINLESS STEEL SPRING					82563	8.250	10.250	.750	HDS1	V
78790	7.875	10.234	.625	HDS2	R	82570	8.250	11.500	.750	HDS1	R
79302	7.938	8.750	.344	HM14	R	□82607	210.00	250.00	15.00	HMS4	R
79620	7.938	9.125	.500	†HDW1	R	▲□82610	210.00	240.00	15.00	HMS4	R
□★79825	203.00	254.00	15.88	†CRWH1	R	□82615	210.00	250.00	20.00	HDS1	V
□79826	203.00	254.00	15.88	CRWHA1	R	83701	8.375	9.750	.750	HDS2	V
▲79960	8.000	9.000	.625	CRWH1	R	83702	8.375	9.750	.625	HDS3	D
79961	8.000	9.000	.625	CRWHA1	R	W/4 EA .500 ADJ. LUGS					
▲79997	8.000	9.250	.625	CRWH1	R	83705	8.375	9.875	.625	HDS3	D
79998	8.000	9.250	.625	†CRWHA1	R	W/4 EA .500 ADJ. LUGS					
80009	8.000	9.500	.687	HDS2	V	83760	12.313		.750	LDSL4	
▲80010	8.000	9.500	.625	†CRWH1	R	FOR SEAL SH SIZE 12.500 (317.50MM)					
80030	8.000	9.750	.750	HDS1	V	83978	38.500		1.250	LDSL4	
★80037	8.000	10.000	.625	†CRWH1	R	FOR SEAL SH SIZE 38.688 (982.68MM)					
80038	8.000	10.000	.625	CRWHA1	R	84041	4.646	4.705	.625	S1	
80086	8.000	10.000	.625	HDS3	D	SEE SLEEVE & WIPER SECTION					
	W/4 EA .500 ADJ. LUGS					84094	11.313		1.500	LDSL4	
80087	8.000	10.000	.750	HDS1	R	FOR SEAL SH SIZE 11.500 (292.10MM)					
	W/3 EA .125 LUGS					84156	9.813		2.000	LDSL3	
80088	8.000	10.000	1.000	HDS1	R	FOR SEAL SH SIZE 10.000 (254.00MM)					

Numerical — complete index

Stock no.	Shaft	Bore	Width of seal	Type and style	Lip code	Stock no.	Shaft	Bore	Width of seal	Type and style	Lip code
84263	12.813		1.375	LDSL4		85018	8.500	10.500	.625	HDS1	V
	FOR SEAL SH SIZE 13.000		(330.20MM)			85019	8.500	10.000	.625	HDS1	V
84369	8.438	10.000	.625	HDS1	R	85033	10.813		2.000	LDSL4	
84385	8.438	10.000	.625	HDS1	V		FOR SEAL SH SIZE 11.000		(279.40MM)		
84390	12.813		2.000	LDSL3		85038	42.063		2.125	LDSL4	
	FOR SEAL SH SIZE 13.000		(330.20MM)				FOR SEAL SH SIZE 42.250		(1073.15MM)		
84472	27.500		2.000	LDSL3		85039	30.813		2.000	LDSL4	
	FOR SEAL SH SIZE 27.688		(703.28MM)				FOR SEAL SH SIZE 31.000		(787.40MM)		
84510	10.875		2.000	LDSL4		85045	9.750		2.250	LDSL4	
	FOR SEAL SH SIZE 11.063		(281.00MM)				FOR SEAL SH SIZE 9.938		(252.43MM)		
84576	17.250		2.000	LDSL4		85046	11.813		2.250	LDSL4	
	FOR SEAL SH SIZE 17.438		(442.93MM)				FOR SEAL SH SIZE 12.000		(304.80MM)		
84579	20.990		2.250	LDSL3		85072	10.500		1.000	LDSL4	
	FOR SEAL SH SIZE 21.178		(537.92MM)				FOR SEAL SH SIZE 10.688		(271.48MM)		
84590	21.813		2.250	LDSL4		85073	9.563		1.000	LDSL4	
	FOR SEAL SH SIZE 22.000		(558.80MM)				FOR SEAL SH SIZE 9.750		(247.65MM)		
84616	16.813		2.250	LDSL4		85074	13.813		1.000	LDSL4	
	FOR SEAL SH SIZE 17.000		(431.80MM)				FOR SEAL SH SIZE 14.000		(355.60MM)		
84641	28.813		2.250	LDSL4		▲85085	8.500	10.625	.625	CRWHA1	R
	FOR SEAL SH SIZE 29.000		(736.60MM)			85104	18.813		1.500	LDSL3	
84642	29.813		2.250	LDSL4			FOR SEAL SH SIZE 19.000		(482.60MM)		
	FOR SEAL SH SIZE 30.000		(762.00MM)			85106	7.813		2.250	LDSL4	
84643	9.250		.875	LDSL4			FOR SEAL SH SIZE 8.000		(203.20MM)		
	FOR SEAL SH SIZE 9.438		(239.73MM)			□85115	216.00	254.00	15.88	†CRWH1	R
□84650	215.00	240.00	12.00	HMS47	R	85122	27.433		1.500	LDSL4	
□84651	215.00	250.00	16.00	HMS47	R		FOR SEAL SH SIZE 27.625		(701.68MM)		
84661	14.313		2.000	LDSL3		85123	38.813		2.125	LDSL4	
	FOR SEAL SH SIZE 14.500		(368.30MM)				FOR SEAL SH SIZE 39.000		(990.60MM)		
84697	16.313		2.000	LDSL4		85158	8.500		1.000	LDSL3	
	FOR SEAL SH SIZE 16.500		(419.10MM)				FOR SEAL SH SIZE 8.688		(220.68MM)		
84711	27.500		2.250	LDSL4		85179	13.813		2.000	LDSL4	
	FOR SEAL SH SIZE 27.688		(703.28MM)				FOR SEAL SH SIZE 14.000		(355.60MM)		
84730	33.313		2.625	LDSL4		85181	15.813		2.000	LDSL4	
	FOR SEAL SH SIZE 33.500		(850.90MM)				FOR SEAL SH SIZE 16.000		(406.40MM)		
84764	27.063		2.250	LDSL4		85191	10.313		2.250	LDSL3	
	FOR SEAL SH SIZE 27.250		(692.15MM)				FOR SEAL SH SIZE 10.500				
84781	19.813		1.250	LDSL4		85212	11.188		2.250	LDSL4	
	FOR SEAL SH SIZE 20.000		(508.00MM)				FOR SEAL SH SIZE 11.375		(288.93MM)		
84819	11.813		2.250	LDSL3		85367	20.813		2.125	LDSL4	
	FOR SEAL SH SIZE 12.000		(304.80MM)				FOR SEAL SH SIZE 21.000		(533.40MM)		
84843	9.313		2.250	LDSL3		85377	9.313		1.500	LDSL3	
	FOR SEAL SH SIZE 9.500						FOR SEAL SH SIZE 9.500		(241.30MM)		
84962	10.188		1.125	LDSL4		85384	26.813		1.250	LDSL4	
	FOR SEAL SH SIZE 10.375		(263.53MM)				FOR SEAL SH SIZE 27.000		(685.80MM)		
84963	13.063		1.125	LDSL4		85397	9.563		2.000	LDSL4	
	FOR SEAL SH SIZE 13.250		(336.50MM)				FOR SEAL SH SIZE 9.750		(247.65MM)		
84964	15.250		.750	LDSL3		85418	12.063		.625	LDSL4	
	FOR SEAL SH SIZE 15.438		(392.13MM)				FOR SEAL SH SIZE 12.250		(311.15MM)		
84965	9.750		1.438	LDSL4		85469	11.054		1.750	LDSL4	
	FOR SEAL SH SIZE 9.938		(252.43MM)				FOR SEAL SH SIZE 11.250		(285.75MM)		
▲85002	8.500	9.750	.625	†CRWH1	R	85491	10.557		2.250	LDSL4	
85007	8.500	10.000	.625	HDS3	D		FOR SEAL SH SIZE 10.745		(272.92MM)		
	W/4 EA .500 ADJ. LUGS					85531	26.813		2.250	LDSL4	
85008	8.500	10.000	.688	HDS1	R		FOR SEAL SH SIZE 27.000		(685.80MM)		
	W/6 EA .063 LUGS					85535	13.000		1.750	LDSL4	
▲85009	8.500	10.000	.625	CRWH1	R		FOR SEAL SH SIZE 13.188		(334.98MM)		
85011	27.313		2.250	LDSL4		85577	12.000		2.250	LDSL4	
	FOR SEAL SH SIZE 27.500		(698.50MM)				FOR SEAL SH SIZE 12.188		(309.58MM)		
85012	8.500	10.000	.750	HDS2	V	85582	15.560		.906	LDSL4	
85013	8.500	10.500	.625	HDS3	D		FOR SEAL SH SIZE 15.750		(400.00MM)		
	W/4 EA .500 ADJ. LUGS					85629	10.313		2.000	LDSL4	
★85014	8.500	10.500	.625	CRWA1	R		FOR SEAL SH SIZE 10.500		(266.70MM)		
▲85015	8.500	10.500	.625	CRWH1	R	85636	10.313		1.500	LDSL4	
85017	8.500	10.500	.688	HDS2	R		FOR SEAL SH SIZE 10.500		(266.70MM)		
	W/4 EA .125 LUGS										

★Contact manufacturer for availability
Bold numbers are preferred designs

□ Metric numbers

† Includes Bore-Tite on O.D.
 ▲ WasteWatcher numbers

Numerical — complete index

Stock no.	Shaft	Bore	Width of seal	Type and style	Lip code	Stock no.	Shaft	Bore	Width of seal	Type and style	Lip code
85643	8.625		2.750	LDSL3		86145	11.375		2.250	LDSL4	
	FOR SEAL SH SIZE 8.813		(223.85MM)				FOR SEAL SH SIZE 11.563		(293.70MM)		
85654	19.563		2.750	LDSL4		86150	11.500		.750	LDSL4	
	FOR SEAL SH SIZE 19.750		(501.60MM)				FOR SEAL SH SIZE 11.688		(296.88MM)		
85688	8.813		1.000	LDSL3		86153	14.000		2.000	LDSL4	
	FOR SEAL SH SIZE 9.000		(228.60MM)				FOR SEAL SH SIZE 14.188		(360.38MM)		
85691	22.250		1.000	LDSL3		86167	8.500		2.125	LDSL3	
	FOR SEAL SH SIZE 22.438		(569.93MM)				FOR SEAL SH SIZE 8.688		(220.68MM)		
85762	17.449		2.000	LDSL4		86168	11.000		2.125	LDSL3	
	FOR SEAL SH SIZE 17.637		(447.98MM)				FOR SEAL SH SIZE 11.188		(284.18MM)		
85800	20.813		1.250	LDSL3		86169	12.500		2.125	LDSL3	
	FOR SEAL SH SIZE 21.000		(533.40MM)				FOR SEAL SH SIZE 12.688		(322.88MM)		
85814	35.313		2.500	LDSL4		86175	16.063		1.250	LDSL4	
	FOR SEAL SH SIZE 35.500		(901.70MM)				FOR SEAL SH SIZE 16.250		(411.18MM)		
85839	10.500		1.500	LDSL4		86225	8.625	10.125	.625	HDS3	D
	FOR SEAL SH SIZE 10.688		(271.48MM)				W/4 EA .500 ADJ. LUGS				
85844	11.813		2.750	LDSL4		86230	8.625	10.250	.625	HDS3	D
	FOR SEAL SH SIZE 12.000		(304.80MM)				W/4 EA .500 ADJ. LUGS				
85846	9.000		1.750	LDSL4		86235	8.625	10.500	.750	HDS1	V
	FOR SEAL SH SIZE 9.188		(233.38MM)			86240	8.625	10.625	.750	HDS1	V
85852	13.313		2.000	LDSL3		86258	12.813		1.000	LDSL4	
	FOR SEAL SH SIZE 13.500		(342.90MM)				FOR SEAL SH SIZE 13.000		(330.20MM)		
85874	11.813		2.000	LDSL4		▲ 86260	8.625	10.625	.625	CRWH1	R
	FOR SEAL SH SIZE 12.000		(304.80MM)			86269	11.187		1.250	LDSL4	
85881	9.055		1.575	LDSL4			FOR SEAL SH SIZE 11.375		(288.93MM)		
	FOR SEAL SH SIZE 9.243		(234.77MM)			86319	13.313		.813	LDSL4	
85885	8.313		1.250	LDSL4			FOR SEAL SH SIZE 13.500				
	FOR SEAL SH SIZE 8.500		(215.90MM)			86343	18.163		2.000	LDSL4	
85900	16.000		2.000	LDSL4			FOR SEAL SH SIZE 18.350		(466.09MM)		
	FOR SEAL SH SIZE 16.188		(411.18MM)			86357	14.000		1.500	LDSL4	
85907	22.313		1.250	LDSL4			FOR SEAL SH SIZE 14.000		(355.60MM)		
	FOR SEAL SH SIZE 22.500		(571.50MM)			86378	11.000		2.500	LDSL3	
85908	15.998		2.250	LDSL3			FOR SEAL SH SIZE 11.188		(284.18MM)		
	FOR SEAL SH SIZE 16.188		(411.18MM)			86403	14.438		2.500	LDSL3	
85914	14.500		1.000	LDSL4			FOR SEAL SH SIZE 14.625		(371.48MM)		
	FOR SEAL SH SIZE 14.688		(373.08MM)			86404	12.063		2.500	LDSL3	
85920	8.813		2.250	LDSL3			FOR SEAL SH SIZE 12.250		(311.15MM)		
	FOR SEAL SH SIZE 9.000		(228.60MM)			86405	17.813		2.500	LDSL3	
85931	9.063		1.500	LDSL4			FOR SEAL SH SIZE 18.000		(457.20MM)		
	FOR SEAL SH SIZE 9.250		(234.95MM)			86407	15.813		2.500	LDSL4	
85973	8.875		1.250	LDSL3			FOR SEAL SH SIZE 16.000				
	FOR SEAL SH SIZE 9.063		(230.20MM)			86413	9.813		1.125	LDSL4	
85979	11.813		1.500	LDSL4			FOR SEAL SH SIZE 10.000		(254.00MM)		
	FOR SEAL SH SIZE 12.000		(304.80MM)			86426	16.063		1.300	LDSL4	
85987	9.813		.625	LDSL4			FOR SEAL SH SIZE 16.250				
	FOR SEAL SH SIZE 10.000		(254.00MM)			86429	14.313		1.500	LDSL4	
85995	8.313		2.000	LDSL4			FOR SEAL SH SIZE 14.500		(368.30MM)		
	FOR SEAL SH SIZE 8.500		(215.90MM)			86430	17.313		1.500	LDSL4	
85999	8.813		2.250	LDSL4			FOR SEAL SH SIZE 17.500		(444.50MM)		
	FOR SEAL SH SIZE 9.000		(228.60MM)			86435	10.750		2.500	LDSL4	
86000	10.063		2.250	LDSL4			FOR SEAL SH SIZE 10.938		(277.83MM)		
	FOR SEAL SH SIZE 10.250		(260.35MM)			86441	11.417		1.750	LDSL4	
86013	10.500		2.750	LDSL4			FOR SEAL SH SIZE 11.605		(294.77MM)		
	FOR SEAL SH SIZE 10.688					86454	11.000		2.500	LDSL4	
86029	34.813		1.313	LDSL4			FOR SEAL SH SIZE 11.188		(284.18MM)		
	FOR SEAL SH SIZE 35.000		(899.00MM)			86458	36.813		2.500	LDSL4	
86062	3.000		.625	S1			FOR SEAL SH SIZE 37.000		(939.80MM)		
86071	4.250		.750	S1		86468	10.562		1.750	LDSL4	
86076	5.250		.750	S1			FOR SEAL SH SIZE 10.750		(273.05MM)		
86090	32.313		2.000	LDSL4		86469	10.813		1.750	LDSL4	
	FOR SEAL SH SIZE 32.500		(825.50MM)				FOR SEAL SH SIZE 11.001		(279.43MM)		
86091	25.313		2.000	LDSL4		86473	14.000		2.500	LDSL4	
	FOR SEAL SH SIZE 25.500		(647.70MM)				FOR SEAL SH SIZE 14.188		(360.38MM)		
86111	36.375		2.500	LDSL4		86486	11.000		1.500	LDSL4	
	FOR SEAL SH SIZE 36.555		(928.50MM)				FOR SEAL SH SIZE 11.188		(284.18MM)		

Numerical — complete index

Stock no.	Shaft	Bore	Width of seal	Type and style	Lip code	Stock no.	Shaft	Bore	Width of seal	Type and style	Lip code	
86533	11.000		1.375	LDSL4		86754	9.312		.750	LDSL4		
	FOR SEAL SH SIZE 11.188		(284.18MM)				FOR SEAL SH SIZE 9.500		(241.30MM)			
86543	8.687		2.250	LDSL3		86798	10.441		2.165	LDSL4		
	FOR SEAL SH SIZE 8.875		(225.43MM)				FOR SEAL SH SIZE 10.629		(269.98MM)			
86544	10.562		1.813	LDSL4		86799	17.543		2.362	LDSL4		
	FOR SEAL SHAFT SIZE 10.750						FOR SEAL SH SIZE 17.731		(450.37MM)			
86545	37.813		2.250	LDSL4		86805	20.813		2.000	LDSL4		
	FOR SEAL SHAFT SIZE 38.000						FOR SEAL SH SIZE 21.000		(533.40MM)			
86546	8.938		2.500	LDSL4		86840	38.000		1.500	LDSL4		
	FOR SEAL SH SIZE 9.126		(231.80MM)				FOR SEAL SH SIZE 38.188		(969.98MM)			
86547	9.125		1.000	LDSL4		86841	27.000		2.000	LDSL4		
	FOR SEAL SH SIZE 9.313		(236.55MM)				FOR SEAL SH SIZE 27.188		(690.58MM)			
86551	8.812		2.000	LDSL4		86850	8.688	10.911	1.924	HDDF1	R	
	FOR SEAL SH SIZE 9.000		(228.60MM)									
86562	9.500		2.500	LDSL4		86851	8.688			HDDFBV1	R	
	FOR SEAL SH SIZE 9.688		(246.08MM)			86903	11.811		2.500	LDSL4		
86563	18.813		1.750	LDSL4			FOR SEAL SH SIZE 11.999		(284.46MM)			
	FOR SEAL SH SIZE 19.000		(482.60MM)			86907	8.353		1.500	LDSL4		
86564	9.500		1.250	LDSL4			FOR SEAL SH SIZE 8.541		(216.94MM)			
	FOR SEAL SH SIZE 9.688		(246.08MM)			86947	12.500		2.500	LDSL4		
86567	25.000		2.500	LDSL4			FOR SEAL SH SIZE 12.688		(322.28MM)			
	FOR SEAL SH SIZE 25.188		(639.78MM)			86970	12.812		1.750	LDSL4		
86575	16.063		2.000	LDSL4			FOR SEAL SH SIZE 13.000		(330.20MM)			
	FOR SEAL SH SIZE 16.250		(412.75MM)			86972	37.813		2.500	LDSL4		
86600	11.968		.709	LDSL4			FOR SEAL SH SIZE 38.000		(965.20MM)			
	FOR SEAL SH SIZE 12.156		(308.76MM)			86973	37.813		1.500	LDSL4		
86601	10.846		.709	LDSL4			FOR SEAL SH SIZE 38.000		(965.20MM)			
	FOR SEAL SH SIZE 11.034		(280.26MM)			86974	26.813		2.000	LDSL4		
□ 86603	220.00	250.00	16.00	HMS4	R		FOR SEAL SH SIZE 27.000		(685.80MM)			
□ 86606	220.00	250.00	16.00	HMSA7	R	87015	18.813		2.250	LDSL4		
86607	8.661	9.843	.630	HMSA7	V		FOR SEAL SH SIZE 19.000		(482.60MM)			
	W/STAINLESS STEEL SPRING						87054	42.125		2.125	LDSL4	
86610	8.661	10.228	.625	HDS2	R		FOR SEAL SH SIZE 42.313		(1074.75MM)			
□ *86611	220.00	250.00	15.00	HMS43	V	87067	9.813		2.000	LDSL4		
86612	8.661	9.911	.625	HS8	V		FOR SEAL SH SIZE 10.000		(254.00MM)			
□ 86614	220.00	250.00	15.00	HMS4	V	87069	21.803		2.362	LDSL4		
▲ □ 86615	220.00	250.00	15.00	HMS4	R		FOR SEAL SH SIZE 21.991		(558.57MM)			
□ 86616	220.00	250.00	15.00	HMSA7	R	87070	22.303		2.362	LDSL4		
□ 86617	220.00	250.00	16.00	CRWH1	R		FOR SEAL SH SIZE 22.491		(571.27MM)			
86631	17.750		2.500	LDSL3		87089	9.055		2.500	LDSL4		
	FOR SEAL SH SIZE 17.938		(455.63MM)				FOR SEAL SH SIZE 9.243		(234.77MM)			
86633	9.500		1.000	LDSL3		87090	21.000		2.250	LDSL4		
	FOR SEAL SH SIZE 9.688		(246.08MM)				FOR SEAL SH SIZE 21.188		(538.18MM)			
86640	26.000		2.250	LDSL3		87142	11.023		1.181	LDSL4		
	FOR SEAL SHAFT SIZE 26.188						FOR SEAL SH SIZE 11.212		(284.80MM)			
86641	30.000		2.500	LDSL3		87143	8.661		1.181	LDSL4		
	FOR SEAL SH SIZE 30.188		(766.78MM)				FOR SEAL SH SIZE 8.850		(224.79MM)			
86643	11.812		1.125	LDSL4		87144	9.449		1.181	LDSL4		
	FOR SEAL SH SIZE 12.000		(304.80MM)				FOR SEAL SH SIZE 9.637					
86687	11.812		1.125	LDSL4		87166	8.866		2.500	LDSL4		
	FOR SEAL SH SIZE 12.000		(304.80MM)				FOR SEAL SHAFT SIZE 9.054					
86688	13.313		.813	LDSL4		87196	8.750		1.500	LDSL3		
	FOR SEAL SH SIZE 13.500		(342.90MM)				FOR SEAL SH SIZE 8.938		(227.03MM)			
86716	18.813		2.500	LDSL4		87241	20.813		2.250	LDSL4		
	FOR SEAL SH SIZE 19.000		(482.60MM)				FOR SEAL SH SIZE 21.000		(533.40MM)			
86721	12.813		1.500	LDSL4		87246	12.750		.875	LDSL4		
	FOR SEAL SH SIZE 13.000		(330.20MM)				FOR SEAL SH SIZE 12.938		(328.63MM)			
86722	12.813		2.500	LDSL4		87247	15.000		1.000	LDSL4		
	FOR SEAL SH SIZE 13.000		(330.20MM)				FOR SEAL SH SIZE 15.188		(385.78MM)			
86737	16.812		1.000	LDSL4		87248	12.063		.875	LDSL4		
	FOR SEAL SH SIZE 17.000		(431.80MM)				FOR SEAL SH SIZE 12.250		(311.15MM)			
86738	16.812		2.500	LDSL4		87271	17.812		2.125	LDSL4		
	FOR SEAL SH SIZE 17.000		(431.80MM)				FOR SEAL SH SIZE 18.000		(457.20MM)			
86739	20.312		1.000	LDSL4		87280	9.440		2.500	LDSL3		
	FOR SEAL SH SIZE 20.500		(520.70MM)				FOR SEAL SH SIZE 9.628		(244.51MM)			

*Contact manufacturer for availability
Bold numbers are preferred designs

□ Metric numbers

† Includes Bore-Tite on O.D.
 ▲ WasteWatcher numbers

Numerical — complete index

Stock no.	Shaft	Bore	Width of seal	Type and style	Lip code	Stock no.	Shaft	Bore	Width of seal	Type and style	Lip code
87298	20.813		2.500	LDSL4		87577	8.000		1.500	LDSL4	
	FOR SEAL SH SIZE	21.000					FOR SEAL SH SIZE	8.188			
87319	8.661		1.000	LDSL4		87580	14.313		1.375	LDSL4	
	FOR SEAL SH SIZE	8.849		(224.77MM)			FOR SEAL SH SIZE	14.500			
87379	42.312		1.250	LDSL4		87585	16.750		1.500	LDSL4	
	FOR SEAL SH SIZE	42.500		(1079.50MM)			FOR SEAL SH SIZE	16.938			
87392	42.500		1.250	LDSL4		87605	30.320		1.375	LDSL4	
	FOR SEAL SH SIZE	42.688		(1084.28MM)			FOR SEAL SH SIZE	30.508			
87406	12.000		2.250	LDSL3		87613	16.063		.500	LDSL4	
	FOR SEAL SH SIZE	12.188		(309.58MM)			FOR SEAL SH SIZE	16.250			
87421	27.812		2.500	LDSL4		87623	28.312		2.313	LDSL3	
	FOR SEAL SH SIZE	28.000		(711.20MM)			FOR SEAL SH SIZE	28.500			
87434	12.598		.980	LDSL3		87631	19.496		2.362	LDSL4	
	FOR SEAL SH SIZE	12.786		(324.76MM)			FOR SEAL SH SIZE	19.684			
87435	9.448		.984	LDSL3		★87632	19.496		2.360	LDSL4	
	FOR SEAL SH SIZE	9.636		(244.75MM)			FOR SEAL SH SIZE	19.685			
87440	8.750	9.750	.500	HS8	V	87634	15.812		2.500	LDSL3	
87445	14.173		1.000	LDSL4			FOR SEAL SHAFT SIZE	16.000			
	FOR SEAL SH SIZE	14.361		(364.77MM)		87707	8.662		2.250	LDSL3	
87446	15.813		2.000	LDSL3			FOR SEAL SHAFT SIZE	8.850			
	FOR SEAL SH SIZE	16.000		(406.40MM)		87723	14.813		1.500	LDSL4	
87451	35.812		2.000	LDSL4			FOR SEAL SH SIZE	15.000			
	FOR SEAL SH SIZE	36.000		(914.40MM)		87738	10.236		1.968	LDSL3	
★87460	8.750	10.000	.625	HMS1	R		FOR SEAL SH SIZE	10.424			
87461	15.560		2.500	LDSL4		87746	11.313		2.000	LDSL4	
	FOR SEAL SHAFT SIZE	400.00MM					FOR SEAL SH SIZE	11.501			
87462	8.867		1.000	LDSL4		87768	10.563		1.500	LDSL4	
	FOR SEAL SH SIZE	9.055					FOR SEAL SH SIZE	10.563			
87463	13.313		1.500	LDSL4		87777	23.434		.984	LDSL4	
	FOR SEAL SH SIZE	13.500					FOR SEAL SH SIZE	23.434			
87490	8.750	10.250	.625	HDS3	D	87783	20.866		.787	LDSL4	
	W/4 EA .500 ADJ. LUGS						FOR SEAL SH SIZE	535.00MM			
87491	8.750	10.250	.688	HDS1	R	87784	9.250		.625	LDSL4	
87492	8.750	10.250	.625	HDS2	V		FOR SEAL SH SIZE	9.438			
87493	8.750	10.250	.688	HDS1	V	87785	19.497		1.575	LDSL4	
87496	8.750	10.500	.750	HDS1	V		FOR SEAL SH SIZE	19.497			
87499	8.750	10.750	.750	HDS1	V	87789	9.260		1.102	LDSL4	
87500	14.173		1.732	LDSL4			FOR SEAL SHAFT SIZE	9.448			
	FOR SEAL SH SIZE	364.78MM				87802	25.312		2.500	LDSL4	
87503	19.497		1.181	LDSL4			FOR SEAL SHAFT SIZE	25.500			
	FOR SEAL SH SIZE	500.00MM				87807	9.312		1.250	LDSL4	
87504	17.922		1.968	LDSL4			FOR SEAL SHAFT SIZE	9.500			
	FOR SEAL SH SIZE	460.00MM				87813	15.813		2.500	LDSL3	
87513	12.750		.688	LDSL4			FOR SEAL SH SIZE	16.000			
	FOR SEAL SH SIZE	12.938				87817	25.403		2.500	LDSL3	
87524	8.866		2.500	LDSL4			FOR SEAL SH SIZE	650.00MM			
	FOR SEAL SH SIZE	9.055				87820	28.142		1.968	LDSL4	
87525	11.031		1.260	LDSL4			FOR SEAL SHAFT SIZE	720.00MM			
	FOR SEAL SH SIZE	11.219				87823	2.437	2.565	.550	S7	
87526	8.875		1.250	LDSL4			BORE SLEEVE				
	FOR SEAL SH SIZE	9.063				87831	8.472		1.378	LDSL3	
87529	34.312		1.750	LDSL4			FOR SEAL SH SIZE	220.00MM			
	FOR SEAL SH SIZE	34.500				87842	30.312		2.500	LDSL3	
87530	30.309		1.375	LDSL4			FOR SEAL SH SIZE	30.500			
	FOR SEAL SH SIZE	30.497				87850	32.812		2.220	LDSL4	
87531	14.378		.787	LDSL4			FOR SEAL SH SIZE	33.000			
	FOR SEAL SH SIZE	370.00MM				87861	23.434		.689	LDSL4	
▲ 87541	8.750	10.750	.625	CRWH1	R		FOR SEAL SH SIZE	23.622			
87555	9.000		1.000	LDSL3		87871	15.066		1.000	LDSL3	
	FOR SEAL SH SIZE	9.188					FOR SEAL SH SIZE	15.254			
87566	11.190		2.250	LDSL4		87872	11.750		2.375	LDSL3	
	FOR SEAL SH SIZE	11.378					FOR SEAL SH SIZE	11.938			
87569	15.188		2.500	LDSL4		87875	11.623		1.417	LDSL3	
	FOR SEAL SH SIZE	15.375					FOR SEAL SH SIZE	11.811			

Numerical — complete index

Stock no.	Shaft	Bore	Width of seal	Type and style	Lip code	Stock no.	Shaft	Bore	Width of seal	Type and style	Lip code
87901	13.198		.709	LDSL4		90065	9.000	11.000	.625	HDS1	V
	FOR SEAL SH SIZE 340.00MM					90066	9.000	11.000	.750	HDS1	V
87907	23.687		1.950	LDSL4		90067	9.000	11.000	.750	HDS2	V
	FOR SEAL SH SIZE 23.875					90070	10.000		1.000	LDSL3	
87911	9.457		1.732	LDSL4			FOR SEAL SH SIZE 10.188				
	FOR SEAL SH SIZE 245.00MM					90075	21.859		2.500	LDSL4	
87914	8.661		1.574	LDSL3			FOR SEAL SH SIZE 560.00MM				
	FOR SEAL SH SIZE 225.00MM					90103	34.456		2.500	LDSL4	
87915	8.661	8.849	2.000	LDSL3			FOR SEAL SH SIZE 880.00MM				
	FOR SEAL SH SIZE 225.00MM					90113	13.386		1.969	LDSL3	
87916	17.134		2.500	LDSL4			FOR SEAL SH SIZE 345.00MM				
	FOR SEAL SH SIZE 440.00MM					90114	11.622		1.260	LDSL3	
87921	18.708		.787	LDSL4			FOR SEAL SHAFT SIZE 300.00MM				
	FOR SEAL SHAFT SIZE 480.00MM					90120	23.435		2.290	LDSL3	
87922	23.812		.750	LDSL4			FOR SEAL SH SIZE 600.00MM				
	FOR SEAL SH SIZE 24.000					90130	9.125		1.500	LDSL4	
87923	8.319		2.500	LDSL4			FOR SEAL SHAFT SIZE 9.313				
	FOR SEAL SH SIZE 8.507					90139	11.001		1.000	LDSL4	
87924	18.812		1.575	LDSL4			FOR SEAL SH SIZE 284.28MM				
	FOR SEAL SH SIZE 19.000					90143	12.750		1.500	LDSL3	
87960	23.812		2.500	LDSL4			FOR SEAL SH SIZE 328.63MM				
	FOR SEAL SHAFT SIZE 24.000					90146	23.000		2.000	LDSL4	
87981	29.732		2.500	LDSL3			FOR SEAL SH SIZE 23.188				
	FOR SEAL SHAFT SIZE 760.00MM					90149	19.813		.945	LDSL4	
88702	8.875	10.125	.750	HDS1	R		FOR SEAL SH SIZE 508.00MM				
88706	8.875	10.875	.625	HDS1	V	90150	12.000		1.375	LDSL4	
▲ 88710	8.875	10.125	.625	CRWH1	R		FOR SEAL SHAFT SIZE 310.00MM				
▲ 88760	8.875	10.875	.625	CRWH1	R	90155	12.409		2.500	LDSL4	
89943	9.055		1.000	LDSL3			FOR SEAL SH SIZE 320.00MM				
	FOR SEAL SH SIZE 9.243					90156	9.449		.689	LDSL3	
89946	43.315		2.480	LDSL4			FOR SEAL SHAFT SIZE 250.00MM				
	FOR SEAL SH SIZE 1105.00MM					90163	22.812	23.000	2.000	LDSL4	
89947	41.312		2.362	LDSL4			FOR SEAL SH SIZE 23.000				
	FOR SEAL SH SIZE 1054.00MM					90174	12.312		1.500	LDSL4	
89948	41.312		1.968	LDSL4			FOR SEAL SH SIZE 12.500				
	FOR SEAL SH SIZE 41.500					90179	8.465		1.000	LDSL3	
89949	28.986		2.480	LDSL4			FOR SEAL SH SIZE 220.00MM				
	FOR SEAL SH SIZE 740.00MM					90198	12.598		2.500	LDSL4	
89951	14.000	14.188	1.375	LDSL3			FOR SEAL SH SIZE 325.00MM				
	FOR SEAL SH SIZE 14.188					90221	34.064		2.500	LDSL4	
89997	23.434		2.500	LDSL4			FOR SEAL SH SIZE 870.00MM				
	FOR SEAL SH SIZE 600.00MM					90238	11.229		2.500	LDSL4	
90004	25.403		2.500	LDSL4			FOR SEAL SH SIZE 290.00MM				
	FOR SEAL SH SIZE 650.00MM					90239	12.804		2.500	LDSL4	
▲ 90006	9.000	10.000	.625	CRWH1	R		FOR SEAL SH SIZE 330.00MM				
90017	9.000	10.250	.750	HDS1	R	90241	23.434		1.969	LDSL3	
90018	9.000	10.250	.625	HDS3	D		FOR SEAL SH SIZE 600.00MM				
	W/4 EA .500 ADJ. LUGS					90259	19.466		4.380	LDSL4	
90019	9.000	10.250	.625	HDS1	R		FOR SEAL SH SIZE 500.00MM				
90020	9.000	10.500	.625	HDS2	V	90272	15.062		.750	LDSL4	
90022	9.000	10.500	.625	HDS1	V		FOR SEAL SH SIZE 15.250				
90023	9.000	10.500	.625	HDS1	R	90292	23.040		2.165	LDSL4	
90024	9.000	10.500	.750	HDS1	R		FOR SEAL SH SIZE 590.00MM				
90027	9.000	10.500	.625	HDS3	D	90332	35.812		1.500	LDSL4	
	W/4 EA .500 ADJ. LUGS						FOR SEAL SHAFT SIZE 36.000				
▲ 90036	9.000	11.000	.625	CRWH1	R	90333	11.562		1.000	LDSL4	
90042	15.954		1.969	LDSL4			FOR SEAL SH SIZE 298.45MM				
	FOR SEAL SH SIZE 410.00MM					90334	14.312		1.000	LDSL4	
90054	9.000	10.250	.875	HDSA2	VD		FOR SEAL SH SIZE 14.500				
90056	9.048	10.630	.625	HDS2	V	90347	17.922		1.181	LDSL4	
□ 90057	230.00	260.00	15.00	HS8	R		FOR SEAL SH SIZE 460.00MM				
90062	9.000	11.000	.625	HDS3	D	90437	11.024		1.772	LDSL4	
	W/4 EA .500 ADJ. LUGS						FOR SEAL SH SIZE 285.00MM				
90063	9.000	11.000	.750	HDS1	R	90546	10.827		.866	LDSL4	
90064	9.000	11.000	1.000	HDS1	R		FOR SEAL SH SIZE 280.00MM				

★ Contact manufacturer for availability
Bold numbers are preferred designs

□ Metric numbers

† Includes Bore-Tite on O.D.
 ▲ WasteWatcher numbers

Numerical — complete index

Stock no.	Shaft	Bore	Width of seal	Type and style	Lip code	Stock no.	Shaft	Bore	Width of seal	Type and style	Lip code	
□ 90554	230.00	260.00	15.00	HMSA7	R	95042	9.500	11.000	.688	HDS1	V	
▲ □ 90555	230.00	260.00	15.00	HMS4	R	95044	9.500	10.750	.625	HDS2	V	
□ 90559	230.00	270.00	15.00	CRSH11	R	95045	9.500	10.750	.625	HDS2	R	
90761	11.500		.750	LDSL4		95046	9.500	11.000	.625	HDS3	D	
	FOR SEAL SHAFT SIZE 11.688							W/4 EA .500 ADJ. LUGS				
* 90765	17.913	18.101	1.181	LDSL4		95047	9.500	11.000	.750	HDS1	R	
	FOR SEAL SH SIZE 460.00MM					▲ 95048	9.500	10.500	.438	†CRW1	R	
90766	9.654		2.500	LDSL4			W/SS CASE & SPRING					
	FOR SEAL SH SIZE 250.00MM					95052	9.500	10.750	.313	HM21	R	
90769	19.500		1.250	LDSL4		95056	9.500	11.125	.625	HDS3	D	
	FOR SEAL SH SIZE 19.688						W/4 EA .500 ADJ. LUGS					
90770	17.500		1.250	LDSL4		▲ 95062	9.500	11.500	.625	†CRW1	R	
	FOR SEAL SH SIZE 17.688					95068	9.500	11.500	.813	HDS1	V	
90773	9.835		1.575	LDSL4		95069	9.500	11.500	.625	HDS3	D	
	FOR SEAL SH SIZE 10.023						W/4 EA .500 ADJ. LUGS					
90774	17.750		1.250	LDSL4		95071	9.500	11.500	.875	HDS2	R	
	FOR SEAL SHAFT SIZE 17.938					95072	9.500	11.500	1.000	HDS2	R	
90777	13.197		1.535	LDSL4		95075	9.500	11.000	.625	HS8	V	
	FOR SEAL SH SIZE 340.00MM					95081	9.500	12.500	.688	CRSA4	R	
90778	13.984		1.000	LDSL4		95620	9.563	11.859	1.949	HDDF1	R	
	FOR SEAL SH SIZE 360.00MM					95621	9.563			HDDFBV1	R	
90779	17.250		1.000	LDSL4		96230	9.625	11.625	1.000	HDS2	V	
	FOR SEAL SH SIZE 17.438					96231	9.625	11.625	.813	HDS2	V	
90951	22.647		2.500	LDSL4		▲ 96245	9.625	11.625	.625	CRWH1	R	
	FOR SEAL SH SIZE 580.00MM					96290	9.620	12.750	1.250	HDSA1	RD	
90952	9.261		.709	LDSL4		96880	9.688	11.500	1.000	HDS2	V	
	FOR SEAL SH SIZE 240.00MM					97064	16.535		2.500	LDSL4		
90953	26.977		2.500	LDSL4			FOR SEAL SH SIZE 425.00MM					
	FOR SEAL SH SIZE 960.00MM					97526	9.750	11.000	.625	HDS1	R	
91202	9.125	11.125	.812	HDS2	R	97527	9.750	11.000	.625	HDS3	D	
91235	9.125	11.125	.812	HDS2	R		W/4 EA .500 ADJ. LUGS					
	W/4 EA .500 ADJ. LUGS					97528	9.750	11.000	.625	HDS1	V	
91250	9.125	10.625	.625	HDS3	D	97529	9.750	11.000	.625	HDS2	V	
	W/4 EA .500 ADJ. LUGS					▲ 97542	9.750	11.125	.625	CRWH1	R	
91255	9.125	10.750	.625	HDS3	D	▲ 97545	9.750	11.250	.625	CRWH1	R	
	W/4 EA .500 ADJ. LUGS					97548	9.750	11.750	1.000	HDS1	R	
91256	9.125	10.750	.750	HDS1	R	97549	9.750	11.750	.625	HDS1	V	
91260	9.125	11.125	.625	HDS3	D	▲ 97550	9.750	11.750	.625	CRWH1	R	
	W/4 EA .500 ADJ. LUGS					97551	9.750	11.750	1.000	HDS2	V	
91261	9.125	11.125	.688	HDS1	V	▲ □ 98435	250.00	280.00	15.00	HMS4	R	
92532	9.250	11.000	.625	HDS3	D	98444	9.844	11.409	.625	HDS2	R	
	W/4 EA .500 ADJ. LUGS					98445	9.844	11.409	.625	HDS2	R	
92534	9.250	10.750	.656	HDS1	R		W/4 EA .375 LUGS					
▲ 92536	9.250	11.250	.625	†CRWHA1	R	□ 99049	12.00		6.00	SSLEEVE		
92537	9.250	10.750	.656	HDS3	D		SHAFT RANGE 11.91MM - 12.07MM					
	W/4 EA .500 ADJ. LUGS					99050	.500		.250	SSLEEVE		
92543	9.250	11.250	.625	HDS1	V		SHAFT RANGE .498 - .502					
92544	9.250	11.250	.813	HDS2	V	□ 99055	14.00		6.35	SSLEEVE		
▲ 92570	9.250	12.750	.625	CRWHA1	R		SHAFT RANGE 13.89MM - 14.00MM					
92574	9.250	12.750	1.250	CRWHA1	R	99056	.563		.250	SSLEEVE		
92591	9.250	10.438	.875	HDSA1	RD		SHAFT RANGE .560 - .566					
93115	9.312	11.000	1.437	HDDF1	R	□ 99058	16.00		7.95	SSLEEVE		
							SHAFT RANGE 15.89MM - 16.00MM					
93116	9.312			HDDFBV1	R	□ 99059	15.00		5.00	SSLEEVE		
93125	9.312	11.625	1.754	HDDF1	R		SHAFT RANGE 14.96MM - 15.06MM					
						99060	.684		.313	SSLEEVE		
93126	9.313			HDDFBV1	R		SHAFT RANGE .682 - .686					
93751	9.375	11.375	.875	HDS1	R	99062	.625		.313	SSLEEVE		
□ 94480	240.00	275.00	16.00	HMS4	R		SHAFT RANGE .623 - .627					
□ 94484	240.00	275.00	16.00	HMSA7	R	□ 99068	17.00		7.95	SSLEEVE		
94485	9.449	10.827	.630	HMSA7	V		SHAFT RANGE 16.94MM - 17.04MM					
	W/STAINLESS STEEL SPRING					□ 99076	19.00		7.95	SSLEEVE		
▲ □ 94495	240.00	270.00	15.00	HMS4	R		SHAFT RANGE .748 - .752					
□ 94498	240.00	280.00	16.00	HDS2	R	□ 99078	20.00		8.00	SSLEEVE		
95000	9.500	10.500	.500	HS8	D		SHAFT RANGE 19.94MM - 20.04MM					

Numerical — complete index

Stock no.	Shaft	Bore	Width of seal	Type and style	Lip code	Stock no.	Shaft	Bore	Width of seal	Type and style	Lip code
99080	.781		.313	SSLLEEVE		99138	1.375		.500	SSLLEEVE	
	SHAFT RANGE .780 - .784						SHAFT RANGE 1.371 - 1.377				
99081	.760		.313	SSLLEEVE		99139	1.375		.512	SSLLEEVE	
	SHAFT RANGE .759 - .761						SHAFT RANGE 34.92MM - 35.08MM				
□ 99082	18.00		8.00	SSLLEEVE		□ 99141	31.50		8.00	SSLLEEVE	
	SHAFT RANGE 17.87MM - 18.00MM						SHAFT RANGE 31.42MM - 31.58MM				
99083	.813		.375	SSLLEEVE		99143	1.438		.563	SSLLEEVE	
	SHAFT RANGE .811 - .815						SHAFT RANGE 1.432 - 1.438				
□ 99084	22.00		6.57	SSLLEEVE		99144	1.438		.375	SSLLEEVE	
	SHAFT RANGE 21.87MM - 22.00MM						SHAFT RANGE 1.435 - 1.441				
□ 99085	22.00		8.00	SSLLEEVE		99146	1.417		.512	SSLLEEVE	
	SHAFT RANGE 21.87MM - 22.00MM						SHAFT RANGE 35.85MM - 36.00MM				
99086	.859		.250	SSLLEEVE		99147	1.496		.512	SSLLEEVE	
	SHAFT RANGE .857 - .861						SHAFT RANGE 37.85MM - 38.00MM				
99087	.875		.313	SSLLEEVE		99149	1.500		.563	SSLLEEVE	
	SHAFT RANGE .873 - .877						SHAFT RANGE 1.497 - 1.503				
99091	.910		.313	SSLLEEVE		99150	1.500		.375	SSLLEEVE	
	SHAFT RANGE .908 - .912						SHAFT RANGE 1.497 - 1.503				
□ 99092	24.00		7.95	SSLLEEVE		99152	1.523		.438	SSLLEEVE	
	SHAFT RANGE 23.87MM - 24.00MM						SHAFT RANGE 1.520 - 1.526				
99094	.969		.313	SSLLEEVE		99153	1.575		.390	SSLLEEVE	
	SHAFT RANGE .966 - .970						SHAFT RANGE 39.84MM - 40.00MM				
99096	.969		.625	SSLLEEVE		99155	1.552		.438	SSLLEEVE	
	SHAFT RANGE .966 - .970						SHAFT RANGE 1.549 - 1.555				
□ 99098	25.00		7.95	SSLLEEVE		99156	1.563		.563	SSLLEEVE	
	SHAFT RANGE 24.94MM - 25.04MM						SHAFT RANGE 1.559 - 1.565				
99100	1.000		.313	SSLLEEVE		99157	1.578		.512	SSLLEEVE	
	SHAFT RANGE .998 - 1.002						SHAFT RANGE 39.93MM - 40.09MM				
□ 99103	26.00		8.00	SSLLEEVE		99159	1.569		.625	SSLLEEVE	
	SHAFT RANGE 25.88MM - 26.01MM						SHAFT RANGE 1.566 - 1.572				
□ 99106	27.00		7.95	SSLLEEVE		99160	1.605		.500	SSLLEEVE	
	SHAFT RANGE 1.060 - 1.064						SHAFT RANGE 1.602 - 1.608				
99108	1.089		.313	SSLLEEVE		99161	1.625		.313	SSLLEEVE	
	SHAFT RANGE 1.087 - 1.091						SHAFT RANGE 1.622 - 1.628				
□ 99111	28.00		9.52	SSLLEEVE		99162	1.625		.563	SSLLEEVE	
	SHAFT RANGE 27.94MM - 28.04MM						SHAFT RANGE 1.622 - 1.628				
99112	1.125		.313	SSLLEEVE		99163	1.614		.500	SSLLEEVE	
	SHAFT RANGE 1.123 - 1.127						SHAFT RANGE 40.84MM - 41.00MM				
□ 99114	30.00		8.00	SSLLEEVE		99165	1.656		.550	SSLLEEVE	
	SHAFT RANGE 29.95MM - 30.08MM						SHAFT RANGE 1.653 - 1.659				
99116	1.125		.375	SSLLEEVE		99166	1.650		.445	SSLLEEVE	
	SHAFT RANGE 1.123 - 1.127						SHAFT RANGE 41.84MM - 42.00MM				
99118	1.188		.313	SSLLEEVE		99167	1.688		.313	SSLLEEVE	
	SHAFT RANGE 1.185 - 1.190						SHAFT RANGE 1.685 - 1.691				
99120	1.156		.375	SSLLEEVE		99168	1.688		.563	SSLLEEVE	
	SHAFT RANGE 1.154 - 1.158						SHAFT RANGE 1.684 - 1.690				
99121	1.299		.591	SSLLEEVE		99169	1.650		.563	SSLLEEVE	
	SHAFT RANGE 32.94MM - 33.05MM						SHAFT RANGE 41.84MM - 42.00MM				
99122	1.175		.313	SSLLEEVE		99170	1.739		.375	SSLLEEVE	
	SHAFT RANGE 1.173 - 1.178						SHAFT RANGE 1.736 - 1.742				
□ 99123	31.00		7.95	SSLLEEVE		99171	1.719		.563	SSLLEEVE	
	SHAFT RANGE 1.216 - 1.222						SHAFT RANGE 1.715 - 1.721				
99125	1.250		.313	SSLLEEVE		99172	1.750		.375	SSLLEEVE	
	SHAFT RANGE 1.247 - 1.253						SHAFT RANGE 1.747 - 1.753				
99128	1.260		.315	SSLLEEVE		99174	1.750		.563	SSLLEEVE	
	SHAFT RANGE 31.92MM - 32.08MM						SHAFT RANGE 1.747 - 1.753				
99129	1.313		.250	SSLLEEVE		99175	1.750		.750	SSLLEEVE	
	SHAFT RANGE 1.308 - 1.314						SHAFT RANGE 1.747 - 1.753				
99131	1.313		.500	SSLLEEVE		99176	1.766		.563	SSLLEEVE	
	SHAFT RANGE 1.310 - 1.316						SHAFT RANGE 1.761 - 1.767				
99133	1.375		.313	SSLLEEVE		99177	1.772		.551	SSLLEEVE	
	SHAFT RANGE 1.371 - 1.377						SHAFT RANGE 44.93MM - 45.09MM				
99134	1.339		.500	SSLLEEVE		99179	1.781		.667	SSLLEEVE	
	SHAFT RANGE 33.86MM - 34.01MM						SHAFT RANGE 1.778 - 1.784				

★ Contact manufacturer for availability
Bold numbers are preferred designs

□ Metric numbers

† Includes Bore-Tite on O.D.
▲ WasteWatcher numbers

Numerical — complete index

Stock no.	Shaft	Bore	Width of seal	Type and style	Lip code	Stock no.	Shaft	Bore	Width of seal	Type and style	Lip code
99180	1.750		.531	SSLEEVE		99237	2.375		.781	SSLEEVE	
	SHAFT RANGE 1.747 - 1.753						SHAFT RANGE 2.374 - 2.380				
99181	1.813		.563	SSLEEVE		99238	2.375		.594	SSLEEVE	
	SHAFT RANGE 1.809 - 1.815						SHAFT RANGE 2.372 - 2.378				
99182	1.693		.500	SSLEEVE		99240	2.375		.526	SSLEEVE	
	SHAFT RANGE 42.84MM - 43.00MM						SHAFT RANGE 2.374 - 2.380				
99184	1.875		.375	SSLEEVE		99241	2.362		.670	SSLEEVE	
	SHAFT RANGE 1.872 - 1.878						SHAFT RANGE 59.92MM - 60.08MM				
99185	1.859		.563	SSLEEVE		99242	2.438		.500	SSLEEVE	
	SHAFT RANGE 1.857 - 1.863						SHAFT RANGE 2.435 - 2.441				
99186	1.868		.889	SSLEEVE		99243	2.438		.781	SSLEEVE	
	SHAFT RANGE 1.866 - 1.872						SHAFT RANGE 2.434 - 2.440				
99187	1.875		.563	SSLEEVE		99244	2.441		.500	SSLEEVE	
	SHAFT RANGE 1.872 - 1.878						SHAFT RANGE 61.81MM - 62.00MM				
99188	1.875		.295	SSLEEVE		99248	2.500		.500	SSLEEVE	
	SHAFT RANGE 1.872 - 1.878						SHAFT RANGE 2.500 - 2.506				
99189	1.891		.551	SSLEEVE		99249	2.492		.781	SSLEEVE	
	SHAFT RANGE 47.93MM - 48.09MM						SHAFT RANGE 2.489 - 2.495				
99190	1.875		.175	SSLEEVE		99250	2.500		.781	SSLEEVE	
	SHAFT RANGE 1.872 - 1.878						SHAFT RANGE 2.500 - 2.506				
99192	1.912		.375	SSLEEVE		99251	2.516		.781	SSLEEVE	
	SHAFT RANGE 1.909 - 1.915						SHAFT RANGE 2.510 - 2.516				
99193	1.938		.563	SSLEEVE		99253	2.500		.555	SSLEEVE	
	SHAFT RANGE 1.934 - 1.940						SHAFT RANGE 2.497 - 2.503				
99196	1.969		.551	SSLEEVE		99254	2.559		.787	SSLEEVE	
	SHAFT RANGE 49.91MM - 50.07MM						SHAFT RANGE 64.92MM - 65.08MM				
99198	1.980		.563	SSLEEVE		99256	2.563		.781	SSLEEVE	
	SHAFT RANGE 1.977 - 1.983						SHAFT RANGE 2.560 - 2.566				
99199	2.000		.563	SSLEEVE		99259	2.598		.781	SSLEEVE	
	SHAFT RANGE 1.997 - 2.003						SHAFT RANGE 65.91MM - 66.07MM				
99200	2.000		.875	SSLEEVE		99260	2.625		.500	SSLEEVE	
	SHAFT RANGE 1.997 - 2.003						SHAFT RANGE 2.622 - 2.628				
99204	2.047		.500	SSLEEVE		99261	2.621		.781	SSLEEVE	
	SHAFT RANGE 51.81MM - 52.00MM						SHAFT RANGE 2.618 - 2.624				
99205	2.063		.781	SSLEEVE		99262	2.625		.781	SSLEEVE	
	SHAFT RANGE 2.057 - 2.063						SHAFT RANGE 2.625 - 2.631				
99210	2.125		.500	SSLEEVE		99264	2.625		.781	SSLEEVE	
	SHAFT RANGE 2.123 - 2.128						SHAFT RANGE 2.621 - 2.627				
99212	2.125		.781	SSLEEVE		99266	2.677		.750	SSLEEVE	
	SHAFT RANGE 2.124 - 2.130						SHAFT RANGE 67.81MM - 68.00MM				
99215	2.165		.787	SSLEEVE		99267	2.750		1.438	SSLEEVE	
	SHAFT RANGE 54.91MM - 55.07MM						SHAFT RANGE 2.747 - 2.753				
99218	2.188		.781	SSLEEVE		99268	2.730		.781	SSLEEVE	
	SHAFT RANGE 2.186 - 2.192						SHAFT RANGE 2.727 - 2.733				
99219	2.283		.787	SSLEEVE		99269	2.750		1.125	SSLEEVE	
	SHAFT RANGE 2.280 - 2.286						SHAFT RANGE 2.750 - 2.756				
99220	2.205		.500	SSLEEVE		99272	2.750		.406	SSLEEVE	
	SHAFT RANGE 55.81MM - 56.00MM						SHAFT RANGE 2.750 - 2.756				
99225	2.250		.781	SSLEEVE		99273	2.743		.781	SSLEEVE	
	SHAFT RANGE 2.249 - 2.255						SHAFT RANGE 2.740 - 2.746				
99226	2.240		.764	SSLEEVE		99274	2.750		.781	SSLEEVE	
	SHAFT RANGE 2.237 - 2.243						SHAFT RANGE 2.745 - 2.751				
99227	2.250		.313	SSLEEVE		99275	2.750		.781	SSLEEVE	
	SHAFT RANGE 2.249 - 2.255						SHAFT RANGE 2.750 - 2.756				
99229	2.230		.500	SSLEEVE		99276	2.756		.787	SSLEEVE	
	SHAFT RANGE 2.227 - 2.233						SHAFT RANGE 69.92MM - 70.08MM				
99230	2.230		.781	SSLEEVE		99281	2.813		.594	SSLEEVE	
	SHAFT RANGE 2.227 - 2.233						SHAFT RANGE 2.809 - 2.815				
99231	2.313		.781	SSLEEVE		99282	2.838		.500	SSLEEVE	
	SHAFT RANGE 2.309 - 2.315						SHAFT RANGE 2.838 - 2.844				
99233	2.328		.750	SSLEEVE		99284	2.835		.750	SSLEEVE	
	SHAFT RANGE 2.327 - 2.333						SHAFT RANGE 71.81MM - 72.00MM				
99235	2.362		.787	SSLEEVE		99286	2.869		.781	SSLEEVE	
	SHAFT RANGE 59.91MM - 60.07MM						SHAFT RANGE 2.866 - 2.872				

Numerical — complete index

Stock no.	Shaft	Bore	Width of seal	Type and style	Lip code	Stock no.	Shaft	Bore	Width of seal	Type and style	Lip code
99287	2.875		.781	SSLLEEVE		99340	3.480		.781	SSLLEEVE	
	SHAFT RANGE 2.873 - 2.879						SHAFT RANGE 3.477 - 3.483				
99289	2.953		.594	SSLLEEVE		99346	3.500		.625	SSLLEEVE	
	SHAFT RANGE 74.93MM - 75.09MM						SHAFT RANGE 3.497 - 3.503				
99290	2.938		.500	SSLLEEVE		99347	3.500		.313	SSLLEEVE	
	SHAFT RANGE 2.937 - 2.943						SHAFT RANGE 3.500 - 3.506				
99291	2.993		.484	SSLLEEVE		99349	3.504		.625	SSLLEEVE	
	SHAFT RANGE 2.990 - 2.996						SHAFT RANGE 88.92MM - 89.08MM				
99292	2.974		.813	SSLLEEVE		99350	3.500		.813	SSLLEEVE	
	SHAFT RANGE 2.972 - 2.976						SHAFT RANGE 3.500 - 3.506				
99293	2.940		.781	SSLLEEVE		99351	3.543		.710	SSLLEEVE	
	SHAFT RANGE 2.937 - 2.943						SHAFT RANGE 89.91MM - 90.07MM				
99294	2.953		.866	SSLLEEVE		99352	3.543		.438	SSLLEEVE	
	SHAFT RANGE 74.93MM - 75.09MM						SHAFT RANGE 89.91MM - 90.07MM				
99296	3.000		.813	SSLLEEVE		99353	3.543		.526	SSLLEEVE	
	SHAFT RANGE 2.997 - 3.003						SHAFT RANGE 89.91MM - 90.07MM				
99298	2.993		.563	SSLLEEVE		99354	3.543		.906	SSLLEEVE	
	SHAFT RANGE 2.990 - 2.996						SHAFT RANGE 89.91MM - 90.07MM				
99299	2.993		.813	SSLLEEVE		99356	3.563		.813	SSLLEEVE	
	SHAFT RANGE 2.990 - 2.996						SHAFT RANGE 3.560 - 3.566				
99300	3.000		.813	SSLLEEVE		99359	3.730		.469	SSLLEEVE	
	SHAFT RANGE 3.000 - 3.006						SHAFT RANGE 3.727 - 3.733				
99301	3.011		.500	SSLLEEVE		99360	3.621		.813	SSLLEEVE	
	SHAFT RANGE 3.008 - 3.014						SHAFT RANGE 3.618 - 3.624				
99303	3.000		.625	SSLLEEVE		99362	3.625		.813	SSLLEEVE	
	SHAFT RANGE 3.000 - 3.006						SHAFT RANGE 3.623 - 3.629				
99306	3.071		.750	SSLLEEVE		99363	3.625		.500	SSLLEEVE	
	SHAFT RANGE 77.81MM - 78.00MM						SHAFT RANGE 3.623 - 3.629				
99307	3.125		.551	SSLLEEVE		99364	3.743		.469	SSLLEEVE	
	SHAFT RANGE 3.124 - 3.132						SHAFT RANGE 3.740 - 3.746				
99311	3.125		.688	SSLLEEVE		99365	3.688		.813	SSLLEEVE	
	SHAFT RANGE 3.120 - 3.126						SHAFT RANGE 3.685 - 3.691				
99312	3.125		.813	SSLLEEVE		99366	3.730		.781	SSLLEEVE	
	SHAFT RANGE 3.120 - 3.126						SHAFT RANGE 3.727 - 3.733				
99313	3.150		.750	SSLLEEVE		99367	3.753		.344	SSLLEEVE	
	SHAFT RANGE 3.142 - 3.150						SHAFT RANGE 3.750 - 3.756				
99315	3.150		.827	SSLLEEVE		99368	3.688		.313	SSLLEEVE	
	SHAFT RANGE 79.90MM - 80.08MM						SHAFT RANGE 3.684 - 3.690				
99317	3.150		.433	SSLLEEVE		99369	3.740		.827	SSLLEEVE	
	SHAFT RANGE 79.90MM - 80.08MM						SHAFT RANGE 94.92MM - 95.08MM				
99322	3.250		.813	SSLLEEVE		99372	3.753		.688	SSLLEEVE	
	SHAFT RANGE 3.247 - 3.253						SHAFT RANGE 3.750 - 3.756				
99324	3.250		.595	SSLLEEVE		99374	3.743		.344	SSLLEEVE	
	SHAFT RANGE 3.250 - 3.256						SHAFT RANGE 3.740 - 3.746				
99325	3.250		.813	SSLLEEVE		99376	3.749		.563	SSLLEEVE	
	SHAFT RANGE 3.250 - 3.256						SHAFT RANGE 3.746 - 3.752				
99326	3.250		.688	SSLLEEVE		99386	3.871		.813	SSLLEEVE	
	SHAFT RANGE 3.250 - 3.256						SHAFT RANGE 3.868 - 3.874				
99328	3.228		.660	SSLLEEVE		99387	3.875		.813	SSLLEEVE	
	SHAFT RANGE 3.225 - 3.231						SHAFT RANGE 3.873 - 3.879				
99331	3.310		.813	SSLLEEVE		99393	3.938		.813	SSLLEEVE	
	SHAFT RANGE 3.307 - 3.313						SHAFT RANGE 3.935 - 3.941				
99332	3.342		.669	SSLLEEVE		99395	4.000		.600	SSLLEEVE	
	SHAFT RANGE 84.76MM - 85.02MM						SHAFT RANGE 3.998 - 4.006				
99333	3.342		.827	SSLLEEVE		99399	4.000		.813	SSLLEEVE	
	SHAFT RANGE 84.76MM - 85.02MM						SHAFT RANGE 3.998 - 4.006				
99334	3.346		.399	SSLLEEVE		99400	4.000		.650	SSLLEEVE	
	SHAFT RANGE 84.78MM - 85.00MM						SHAFT RANGE 3.998 - 4.006				
99337	3.375		.813	SSLLEEVE		99401	4.000		.500	SSLLEEVE	
	SHAFT RANGE 3.373 - 3.379						SHAFT RANGE 3.998 - 4.006				
99338	3.375		.375	SSLLEEVE		99409	4.094		.787	SSLLEEVE	
	SHAFT RANGE 3.373 - 3.379						SHAFT RANGE 103.89MM-104.09MM				
99339	3.438		.781	SSLLEEVE		99412	4.125		.813	SSLLEEVE	
	SHAFT RANGE 3.435 - 3.441						SHAFT RANGE 4.122 - 4.130				

★ Contact manufacturer for availability
Bold numbers are preferred designs

□ Metric numbers

† Includes Bore-Tite on O.D.
▲ WasteWatcher numbers

Numerical — complete index

Stock no.	Shaft	Bore	Width of seal	Type and style	Lip code	Stock no.	Shaft	Bore	Width of seal	Type and style	Lip code
99413	4.134		.787	SSLEEVE		99548	5.438		1.500	SSLEEVE	
	SHAFT RANGE	104.90MM-105.10MM					SHAFT RANGE	5.434 - 5.442			
99418	4.188		.813	SSLEEVE		99549	5.500		.813	SSLEEVE	
	SHAFT RANGE	4.183 - 4.191					SHAFT RANGE	5.498 - 5.506			
99423	4.234		.781	SSLEEVE		99550	5.500		.518	SSLEEVE	
	SHAFT RANGE	4.226 - 4.234					SHAFT RANGE	5.498 - 5.506			
99424	4.250		.813	SSLEEVE		99552	5.512		.807	SSLEEVE	
	SHAFT RANGE	4.248 - 4.256					SHAFT RANGE	139.90MM-140.11MM			
99434	4.331		.448	SSLEEVE		99560	5.625		.875	SSLEEVE	
	SHAFT RANGE	109.78MM-110.00MM					SHAFT RANGE	5.621 - 5.629			
99435	4.328		.509	SSLEEVE		99562	5.734		.563	SSLEEVE	
	SHAFT RANGE	109.91MM-110.11MM					SHAFT RANGE	5.726 - 5.734			
99437	4.375		.813	SSLEEVE		99571	5.709		.750	SSLEEVE	
	SHAFT RANGE	4.370 - 4.378					SHAFT RANGE	144.75MM-145.00MM			
99438	4.409		.750	SSLEEVE		99575	5.750		.813	SSLEEVE	
	SHAFT RANGE	111.78MM-112.00MM					SHAFT RANGE	5.746 - 5.754			
99439	4.438		1.000	SSLEEVE		99587	5.875		1.000	SSLEEVE	
	SHAFT RANGE	4.434 - 4.442					SHAFT RANGE	5.871 - 5.879			
99450	4.500		.813	SSLEEVE		99595	5.905		1.024	SSLEEVE	
	SHAFT RANGE	4.496 - 4.504					SHAFT RANGE	149.75MM-150.00MM			
99452	4.528		.813	SSLEEVE		99596	5.938		1.000	SSLEEVE	
	SHAFT RANGE	114.89MM-115.09MM					SHAFT RANGE	5.934 - 5.942			
99463	4.625		1.000	SSLEEVE		99599	6.000		1.000	SSLEEVE	
	SHAFT RANGE	4.621 - 4.629					SHAFT RANGE	5.995 - 6.003			
99465	4.625		.438	SSLEEVE		99601	6.000		.500	SSLEEVE	
	SHAFT RANGE	4.621 - 4.629					SHAFT RANGE	5.995 - 6.003			
99468	4.688		.813	SSLEEVE		99605	6.063		1.024	SSLEEVE	
	SHAFT RANGE	4.685 - 4.693					SHAFT RANGE	153.87MM-154.13MM			
99471	4.724		.315	SSLEEVE		99606	6.097		1.024	SSLEEVE	
	SHAFT RANGE	119.89MM-120.09MM					SHAFT RANGE	154.75MM-155.00MM			
99472	4.803		.787	SSLEEVE		99620	6.203		.813	SSLEEVE	
	SHAFT RANGE	121.90MM-122.10MM					SHAFT RANGE	6.198 - 6.208			
99473	4.724		.787	SSLEEVE		99625	6.250		1.031	SSLEEVE	
	SHAFT RANGE	119.89MM-120.09MM					SHAFT RANGE	6.245 - 6.255			
99475	4.750		.500	SSLEEVE		99630	6.299		1.000	SSLEEVE	
	SHAFT RANGE	4.746 - 4.754					SHAFT RANGE	6.289 - 6.299			
99484	4.843		.787	SSLEEVE		99640	6.688		1.250	SSLEEVE	
	SHAFT RANGE	122.91MM-123.11MM					SHAFT RANGE	6.683 - 6.693			
99487	4.875		.625	SSLEEVE		99650	6.500		1.000	SSLEEVE	
	SHAFT RANGE	4.871 - 4.879					SHAFT RANGE	6.495 - 6.505			
99490	4.921		.394	SSLEEVE		99675	6.750		.813	SSLEEVE	
	SHAFT RANGE	124.90MM-125.10MM					SHAFT RANGE	6.745 - 6.755			
99491	5.125		.866	SSLEEVE		99687	6.890		1.102	SSLEEVE	
	SHAFT RANGE	5.117 - 5.125					SHAFT RANGE	6.880 - 6.890			
99492	4.921		1.024	SSLEEVE		99700	7.000		1.000	SSLEEVE	
	SHAFT RANGE	124.89MM-125.09MM					SHAFT RANGE	6.995 - 7.005			
99494	5.114		.750	SSLEEVE		99721	7.087		1.299	SSLEEVE	
	SHAFT RANGE	129.80MM-130.00MM					SHAFT RANGE	7.077 - 7.087			
99498	5.000		.688	SSLEEVE		99725	7.250		1.250	SSLEEVE	
	SHAFT RANGE	4.998 - 5.006					SHAFT RANGE	7.244 - 7.254			
99499	5.000		.813	SSLEEVE		99726	7.278		1.260	SSLEEVE	
	SHAFT RANGE	4.998 - 5.006					SHAFT RANGE	184.75MM-185.00MM			
99501	5.000		.540	SSLEEVE		99745	7.453		.813	SSLEEVE	
	SHAFT RANGE	4.998 - 5.006					SHAFT RANGE	7.444 - 7.454			
99513	5.125		.813	SSLEEVE		99750	7.500		.813	SSLEEVE	
	SHAFT RANGE	5.120 - 5.128					SHAFT RANGE	7.495 - 7.505			
99525	5.250		.813	SSLEEVE		99775	7.750		1.000	SSLEEVE	
	SHAFT RANGE	5.246 - 5.254					SHAFT RANGE	7.745 - 7.755			
99533	5.311		.807	SSLEEVE		99787	7.875		1.359	SSLEEVE	
	SHAFT RANGE	5.307 - 5.315					SHAFT RANGE	7.869 - 7.879			
99537	5.375		.813	SSLEEVE		99799	7.938		1.000	SSLEEVE	
	SHAFT RANGE	5.371 - 5.379					SHAFT RANGE	7.933 - 7.943			
99547	5.476		.563	SSLEEVE		99800	8.000		1.000	SSLEEVE	
	SHAFT RANGE	5.472 - 5.480					SHAFT RANGE	7.995 - 8.005			

Numerical — complete index

Stock no.	Shaft	Bore	Width of seal	Type and style	Lip code	Stock no.	Shaft	Bore	Width of seal	Type and style	Lip code
99810	.625		.313	GSLEEVE		99845	2.838		.500	GSLEEVE	
	SHAFT RANGE	0.623 - 0.627					SHAFT RANGE	2.838 - 2.844			
□99811	19.00		7.95	GSLEEVE		99846	2.875		.781	GSLEEVE	
	SHAFT RANGE	0.748 - 0.752					SHAFT RANGE	2.873 - 2.879			
99812	.875		.313	GSLEEVE		99847	2.938		.781	GSLEEVE	
	SHAFT RANGE	0.873 - 0.877					SHAFT RANGE	2.937 - 2.943			
□99813	25.00		7.95	GSLEEVE		99848	3.000		.813	GSLEEVE	
	SHAFT RANGE	0.982 - 0.986					SHAFT RANGE	3.000 - 3.006			
99814	1.000		.313	GSLEEVE		99849	3.125		.813	GSLEEVE	
	SHAFT RANGE	0.998 - 1.002					SHAFT RANGE	3.120 - 3.126			
□99815	27.00		7.95	GSLEEVE		99850	3.250		.595	GSLEEVE	
	SHAFT RANGE	1.060 - 1.064					SHAFT RANGE	3.250 - 3.256			
99816	1.125		.313	GSLEEVE		99851	3.250		.813	GSLEEVE	
	SHAFT RANGE	1.123 - 1.127					SHAFT RANGE	3.250 - 3.256			
99817	1.250		.313	GSLEEVE		99852	3.500		.813	GSLEEVE	
	SHAFT RANGE	1.247 - 1.253					SHAFT RANGE	3.500 - 3.506			
99819	1.375		.500	GSLEEVE		99853	3.750		.688	GSLEEVE	
	SHAFT RANGE	1.371 - 1.377					SHAFT RANGE	3.750 - 3.756			
99820	1.375		.512	GSLEEVE		99854	3.938		.813	GSLEEVE	
	SHAFT RANGE	1.375 - 1.381					SHAFT RANGE	3.935 - 3.941			
99821	1.438		.563	GSLEEVE		99855	4.000		.813	GSLEEVE	
	SHAFT RANGE	1.432 - 1.438					SHAFT RANGE	3.998 - 4.006			
99822	1.500		.563	GSLEEVE		99856	4.500		.813	GSLEEVE	
	SHAFT RANGE:	1.497 - 1.503					SHAFT RANGE	4.496 - 4.504			
99823	1.500		.375	GSLEEVE		99857	5.000		.688	GSLEEVE	
	SHAFT RANGE:	1.497 - 1.503					SHAFT RANGE	4.998 - 5.006			
99824	1.563		.563	GSLEEVE		99858	5.000		.813	GSLEEVE	
	SHAFT RANGE:	1.559 - 1.565					SHAFT RANGE	4.998 - 5.006			
99825	1.578		.512	GSLEEVE		99860	.910		.313	GSLEEVE	
	SHAFT RANGE	39.929 - 40.081MM					SHAFT RANGE	0.908 - 0.912			
99826	1.625		.563	GSLEEVE		99862	5.875		1.000	GSLEEVE	
	SHAFT RANGE	1.622 - 1.628					SHAFT RANGE	5.871 - 5.879			
99827	1.750		.563	GSLEEVE		99863	2.165		.787	GSLEEVE	
	SHAFT RANGE	1.747 - 1.753					SHAFT RANGE	2.162 - 2.169			
99828	1.750		.750	GSLEEVE		□99866	28.00		9.52	GSLEEVE	
	SHAFT RANGE	1.747 - 1.753					SHAFT RANGE	27.94 MM - 28.04 MM			
99829	1.766		.563	GSLEEVE		▲100042	10.000	11.000	.375	HMS4	R
	SHAFT RANGE	1.761 - 1.767				▲100044	10.000	11.252	.625	CRWHA1	R
99830	1.772		.551	GSLEEVE		▲100051	10.000	12.000	.625	CRWH1	R
	SHAFT RANGE	44.933 - 45.085MM				▲100075	10.000	12.000	.625	†CRWA1	R
99832	1.875		.563	GSLEEVE		□102360	260.00	280.00	16.00	HMS1	V
	SHAFT RANGE	1.872 - 1.878					W/STAINLESS STEEL SPRING				
99833	1.938		.563	GSLEEVE		□102365	260.00	300.00	20.00	CRS1	R
	SHAFT RANGE	1.934 - 1.940				▲102520	10.250	11.250	.563	CRWH1	R
99834	2.000		.563	GSLEEVE		102530	10.250	12.000	.625	HDS3	D
	SHAFT RANGE	1.997 - 2.003					W/4 EA .500 ADJ. LUGS				
99835	2.000		.875	GSLEEVE		▲102540	10.250	12.250	.625	CRWH1	R
	SHAFT RANGE	1.997 - 2.003				□104300	265.00	290.00	16.00	CRSH13	R
99836	2.125		.781	GSLEEVE		▲105010	10.500	11.750	.625	CRWH1	R
	SHAFT RANGE	2.124 - 2.130				▲105051	10.500	12.500	.625	CRWH1	R
99837	2.250		.781	GSLEEVE		105080	10.500	12.125	.625	HDS3	D
	SHAFT RANGE	2.249 - 2.255					W/4 EA .500 ADJ. LUGS				
99839	2.375		.781	GSLEEVE		▲106205	10.625	11.375	.313	HM14	R
	SHAFT RANGE	2.374 - 2.380				▲107551	10.750	12.750	.625	CRWH1	R
99840	2.500		.781	GSLEEVE		107591	10.750	13.371	1.250	HDSB1	RD
	SHAFT RANGE	2.500 - 2.506				108710	10.875	12.969	1.540	HDDF1	R
99841	2.559		.787	GSLEEVE							
	SHAFT RANGE	64.922 - 65.075 MM				108711	10.875			HDDFBV1	R
99842	2.625		.781	GSLEEVE							
	SHAFT RANGE	2.625 - 2.631				▲110030	11.000	12.250	.625	CRWHA1	R
99843	2.750		.781	GSLEEVE		▲110051	11.000	13.000	.625	CRWH1	R
	SHAFT RANGE	2.745 - 2.751				□110222	280.00	310.00	16.00	HMS4	R
99844	2.750		.781	GSLEEVE		▲□110245	280.00	320.00	20.00	†CRWA1	R
	SHAFT RANGE	2.750 - 2.756				□110246	280.00	320.00	20.00	†CRWA1	V
						▲113740	11.375	13.000	.625	CRW1	R

★Contact manufacturer for availability
Bold numbers are preferred designs

□ Metric numbers

† Includes Bore-Tite on O.D.
 ▲ WasteWatcher numbers

Numerical — complete index

Stock no.	Shaft	Bore	Width of seal	Type and style	Lip code	Stock no.	Shaft	Bore	Width of seal	Type and style	Lip code
▲ 115021	11.500	13.000	.625	CRWH1	R	400065	.250		.180	VR2	V
115025	11.500	13.000	.750	HDSA1	RD		SHAFT RANGE .210 - .260				
▲ 115041	11.500	13.500	.625	CRWH1	R	400070	.281		.120	VR1	R
116500	11.625	13.250	1.290	HDDF1	R		SHAFT RANGE .260 - .310				
	O.D. LISTED IS SEAL I.D.					400071	.281		.180	VR2	R
116501	11.625			HDDFBV1	R		SHAFT RANGE .260 - .310				
117570	11.750	13.750	.625	HDS3	D	400074	.281		.120	VR1	V
	W/4 EA .500 ADJ. LUGS						SHAFT RANGE .260 - .310				
□ 118100	300.00	340.00	18.00	HMS4	R	400075	.281		.180	VR2	V
□ 118101	300.00	335.00	18.00	CRSH11	R		SHAFT RANGE .260 - .310				
□ 118102	300.00	340.00	16.00	HMS46	R	400080	.313		.120	VR1	R
□ 118103	300.00	340.00	16.00	HMS4	R		SHAFT RANGE .310 - .370				
□ 118106	300.00	340.00	16.00	HMSA7	R	400081	.313		.180	VR2	R
120045	12.000	13.625	.625	HDS3	D		SHAFT RANGE .310 - .370				
	W/4 EA .500 ADJ. LUGS					400084	.313		.120	VR1	V
▲ 120060	12.000	14.000	.625	CRW1	R		SHAFT RANGE .310 - .370				
▲ 122555	12.250	13.375	.625	CRWH1	R	400085	.313		.180	VR2	V
▲ 122580	12.250	13.813	.625	CRW1	R		SHAFT RANGE .310 - .370				
▲ 122590	12.250	14.250	1.000	CRWHA1	R	400100	.375		.180	VR1	R
124020	12.400	14.375	1.656	HDDF1	R		SHAFT RANGE .370 - .450				
						400101	.375		.260	VR2	R
124021	12.400			HDDFBV1	R		SHAFT RANGE .370 - .450				
127540	12.750	13.625	.563	HMSA7	R	400104	.375		.180	VR1	V
137570	13.750	15.817	1.875	HDDF1	R		SHAFT RANGE .370 - .450				
	O.D. LISTED IS SEAL I.D.					400105	.375		.260	VR2	V
137571	13.750			HDDFBV1	R		SHAFT RANGE .370 - .450				
140080	14.000	16.750	.930	HMSA22	D	400120	.500		.180	VR1	R
	P.F. WIDTH .700						SHAFT RANGE .450 - .530				
161550	16.125	17.375	.930	HMSA11	D	400121	.500		.260	VR2	R
	P.F. WIDTH .700						SHAFT RANGE .450 - .530				
171025	17.125	19.240	1.531	HDDF1	R	400124	.500		.180	VR1	V
171026	17.125			HDDFBV1	R		SHAFT RANGE .450 - .530				
	BELLEVILLE WASHERS (2 EA/KIT)					400125	.500		.260	VR2	V
178750	17.875	19.137	.930	HMSA11	D		SHAFT RANGE .450 - .530				
	P.F. WIDTH .930					400130	.531		.180	VR1	R
191021	19.125			HDDFBV1	R		SHAFT RANGE .490 - .570				
191022	19.125	21.500	1.640	HDDF1	R	400134	.531		.180	VR1	V
							SHAFT RANGE .490 - .570				
238020	23.875	26.875	2.125	HDDF1	R	400140	.570		.180	VR1	R
							SHAFT RANGE .530 - .610				
238021	23.875			HDDFBV1	R	400141	.563		.260	VR2	R
400030	.125		.100	VR1	R		SHAFT RANGE .530 - .610				
	SHAFT RANGE .110 - .140					400144	.563		.180	VR1	V
400034	.118		.100	VR1	V		SHAFT RANGE .530 - .610				
	SHAFT RANGE .110 - .140					400145	.563		.260	VR2	V
400040	.156		.120	VR1	R		SHAFT RANGE .530 - .610				
	SHAFT RANGE .140 - .180					400160	.625		.180	VR1	R
400044	.156		.120	VR1	V		SHAFT RANGE .610 - .690				
	SHAFT RANGE .140 - .180					400161	.625		.260	VR2	R
400050	.188		.120	VR1	R		SHAFT RANGE .610 - .690				
	SHAFT RANGE .180 - .210					400164	.625		.180	VR1	V
400051	.188		.180	VR2	R		SHAFT RANGE .610 - .690				
	SHAFT RANGE .180 - .210					400165	.625		.260	VR2	V
400054	.188		.120	VR1	V		SHAFT RANGE .610 - .690				
	SHAFT RANGE .180 - .210					400180	.688		.180	VR1	R
400055	.188		.180	VR2	V		SHAFT RANGE .690 - .750				
	SHAFT RANGE .180 - .210					400181	.688		.260	VR2	R
400060	.250		.120	VR1	R		SHAFT RANGE .690 - .770				
	SHAFT RANGE .210 - .260					400184	.688		.180	VR1	V
400061	.250		.180	VR2	R		SHAFT RANGE .690 - .750				
	SHAFT RANGE .210 - .260					400185	.688		.260	VR2	V
400064	.250		.120	VR1	V		SHAFT RANGE .690 - .770				
	SHAFT RANGE .210 - .260					400200	.750		.236	VR1	R
							SHAFT RANGE .750 - .830				

Numerical — complete index

Stock no.	Shaft	Bore	Width of seal	Type and style	Lip code	Stock no.	Shaft	Bore	Width of seal	Type and style	Lip code
400201	.813		.350	VR2	R	400401	1.500		.430	VR2	R
	SHAFT RANGE .770 - .830						SHAFT RANGE 1.500 - 1.700				
400204	.750		.240	VR1	V	400404	1.500		.280	VR1	V
	SHAFT RANGE .750 - .830						SHAFT RANGE 1.500 - 1.700				
400205	.813		.350	VR2	V	400405	1.500		.430	VR2	V
	SHAFT RANGE .770 - .830						SHAFT RANGE 1.500 - 1.700				
400220	.875		.240	VR1	R	400450	1.750		.280	VR1	R
	SHAFT RANGE .830 - .950						SHAFT RANGE 1.700 - 1.890				
400221	.875		.350	VR2	R	400451	1.750		.430	VR2	R
	SHAFT RANGE .830 - .950						SHAFT RANGE 1.700 - 1.890				
400224	.875		.240	VR1	V	400454	1.750		.280	VR1	V
	SHAFT RANGE .830 - .950						SHAFT RANGE 1.700 - 1.890				
400225	.875		.350	VR2	V	400455	1.750		.430	VR2	V
	SHAFT RANGE .830 - .950						SHAFT RANGE 1.700 - 1.890				
400250	1.000		.240	VR1	R	400500	2.000		.280	VR1	R
	SHAFT RANGE .950 - 1.070						SHAFT RANGE 1.890 - 2.090				
400251	1.000		.350	VR2	R	400501	2.000		.430	VR2	R
	SHAFT RANGE .950 - 1.070						SHAFT RANGE 1.890 - 2.090				
400254	1.000		.240	VR1	V	400504	2.000		.280	VR1	V
	SHAFT RANGE .950 - 1.070						SHAFT RANGE 1.890 - 2.090				
400255	1.000		.350	VR2	V	400505	2.000		.430	VR2	V
	SHAFT RANGE .950 - 1.070						SHAFT RANGE 1.890 - 2.090				
400280	1.125		.240	VR1	R	400509	2.000		.193	VRINGSP	R
	SHAFT RANGE 1.070 - 1.140						SHAFT RANGE 1.890 - 2.090				
400281	1.125		.350	VR2	R	400550	2.125		.280	VR1	R
	SHAFT RANGE 1.070 - 1.140						SHAFT RANGE 2.090 - 2.290				
400284	1.125		.240	VR1	V	400551	2.125		.430	VR2	R
	SHAFT RANGE 1.070 - 1.140						SHAFT RANGE 2.090 - 2.290				
400285	1.125		.350	VR2	V	400554	2.125		.280	VR1	V
	SHAFT RANGE 1.070 - 1.140						SHAFT RANGE 2.090 - 2.290				
400300	1.188		.240	VR1	R	400555	2.125		.430	VR2	V
	SHAFT RANGE 1.140 - 1.220						SHAFT RANGE 2.090 - 2.290				
400301	1.188		.350	VR2	R	★ 400578	2.250		.469	VR1	R
	SHAFT RANGE 1.140 - 1.220						SHAFT RANGE 2.090 - 2.290				
400304	1.188		.240	VR1	V	400600	2.375		.280	VR1	R
	SHAFT RANGE 1.140 - 1.220						SHAFT RANGE 2.290 - 2.480				
400305	1.188		.350	VR2	V	400601	2.375		.430	VR2	R
	SHAFT RANGE 1.140 - 1.220						SHAFT RANGE 2.290 - 2.480				
400320	1.250		.240	VR1	R	400604	2.375		.280	VR1	V
	SHAFT RANGE 1.220 - 1.300						SHAFT RANGE 2.290 - 2.480				
400321	1.250		.350	VR2	R	400605	2.375		.430	VR2	V
	SHAFT RANGE 1.220 - 1.300						SHAFT RANGE 2.290 - 2.480				
400324	1.250		.240	VR1	V	400650	2.500		.280	VR1	R
	SHAFT RANGE 1.220 - 1.300						SHAFT RANGE 2.480 - 2.680				
400325	1.250		.350	VR2	V	400651	2.500		.430	VR2	R
	SHAFT RANGE 1.220 - 1.300						SHAFT RANGE 2.480 - 2.680				
400350	1.375		.240	VR1	R	400654	2.500		.280	VR1	V
	SHAFT RANGE 1.300 - 1.420						SHAFT RANGE 2.480 - 2.680				
400351	1.375		.350	VR2	R	400655	2.500		.430	VR2	V
	SHAFT RANGE 1.300 - 1.420						SHAFT RANGE 2.480 - 2.680				
400354	1.375		.240	VR1	V	400659	2.500		.410	VR1-SPL	R
	SHAFT RANGE 1.300 - 1.420						SHAFT RANGE 2.480 - 2.680				
400355	1.375		.350	VR2	V	400700	2.750		.350	VR1	R
	SHAFT RANGE 1.300 - 1.420						SHAFT RANGE 2.680 - 2.880				
400380	1.438		.240	VR1	R	400701	2.750		.530	VR2	R
	SHAFT RANGE 1.420 - 1.500						SHAFT RANGE 2.680 - 2.880				
400381	1.438		.350	VR2	R	400704	2.750		.350	VR1	V
	SHAFT RANGE 1.420 - 1.500						SHAFT RANGE 2.680 - 2.880				
400384	1.438		.240	VR1	V	400705	2.750		.530	VR2	V
	SHAFT RANGE 1.420 - 1.500						SHAFT RANGE 2.680 - 2.880				
400385	1.438		.350	VR2	V	400750	3.000		.350	VR1	R
	SHAFT RANGE 1.420 - 1.500						SHAFT RANGE 2.880 - 3.070				
400400	1.500		.280	VR1	R	400751	3.000		.530	VR2	R
	SHAFT RANGE 1.500 - 1.700						SHAFT RANGE 2.880 - 3.070				

★ Contact manufacturer for availability
Bold numbers are preferred designs

□ Metric numbers

† Includes Bore-Tite on O.D.
▲ WasteWatcher numbers

Numerical — complete index

Stock no.	Shaft	Bore	Width of seal	Type and style	Lip code	Stock no.	Shaft	Bore	Width of seal	Type and style	Lip code
400754	3.000		.350	VR1	V	401301	5.125		.610	VR2	R
	SHAFT RANGE 2.880 - 3.070						SHAFT RANGE 4.920 - 5.320				
400755	3.000		.530	VR2	V	401304	5.125		.410	VR1	V
	SHAFT RANGE 2.880 - 3.070						SHAFT RANGE 4.920 - 5.320				
400800	3.125		.350	VR1	R	401305	5.125		.610	VR2	V
	SHAFT RANGE 3.070 - 3.270						SHAFT RANGE 4.920 - 5.320				
400801	3.125		.530	VR2	R	401400	5.500		.410	VR1	R
	SHAFT RANGE 3.070 - 3.270						SHAFT RANGE 5.320 - 5.710				
400804	3.125		.350	VR1	V	401401	5.500		.610	VR2	R
	SHAFT RANGE 3.070 - 3.270						SHAFT RANGE 5.320 - 5.710				
400805	3.125		.530	VR2	V	401402	5.500		.310	VR3	R
	SHAFT RANGE 3.070 - 3.270						SHAFT RANGE 5.320 - 5.710				
400850	3.375		.350	VR1	R	401404	5.500		.410	VR1	V
	SHAFT RANGE 3.270 - 3.470						SHAFT RANGE 5.320 - 5.710				
400851	3.375		.530	VR2	R	401405	5.500		.610	VR2	V
	SHAFT RANGE 3.270 - 3.470						SHAFT RANGE 5.320 - 5.710				
400854	3.375		.350	VR1	V	401406	5.500		.310	VR3	V
	SHAFT RANGE 3.270 - 3.470						SHAFT RANGE 5.320 - 5.710				
400855	3.375		.530	VR2	V	401500	5.875		.410	VR1	R
	SHAFT RANGE 3.270 - 3.470						SHAFT RANGE 5.710 - 6.100				
400900	3.500		.350	VR1	R	401501	5.875		.610	VR2	R
	SHAFT RANGE 3.470 - 3.660						SHAFT RANGE 5.710 - 6.100				
400901	3.500		.530	VR2	R	401502	5.875		.310	VR3	R
	SHAFT RANGE 3.470 - 3.660						SHAFT RANGE 5.710 - 6.100				
400904	3.500		.350	VR1	V	401504	5.875		.410	VR1	V
	SHAFT RANGE 3.470 - 3.660						SHAFT RANGE 5.710 - 6.100				
400905	3.500		.530	VR2	V	401505	5.875		.610	VR2	V
	SHAFT RANGE 3.470 - 3.660						SHAFT RANGE 5.710 - 6.100				
400950	3.750		.350	VR1	R	401506	5.875		.310	VR3	V
	SHAFT RANGE 3.660 - 3.860						SHAFT RANGE 5.710 - 6.100				
400951	3.750		.530	VR2	R	401600	6.250		.470	VR1	R
	SHAFT RANGE 3.660 - 3.860						SHAFT RANGE 6.100 - 6.500				
400954	3.750		.350	VR1	V	401601	6.250		.710	VR2	R
	SHAFT RANGE 3.660 - 3.860						SHAFT RANGE 6.100 - 6.500				
400955	3.750		.530	VR2	V	401602	6.250		.310	VR3	R
	SHAFT RANGE 3.660 - 3.860						SHAFT RANGE 6.100 - 6.500				
401000	4.000		.350	VR1	R	401604	6.250		.470	VR1	V
	SHAFT RANGE 3.860 - 4.140						SHAFT RANGE 6.100 - 6.500				
401001	4.000		.530	VR2	R	401605	6.250		.710	VR2	V
	SHAFT RANGE 3.860 - 4.140						SHAFT RANGE 6.100 - 6.500				
401004	4.000		.350	VR1	V	401606	6.250		.310	VR3	V
	SHAFT RANGE 3.860 - 4.140						SHAFT RANGE 6.100 - 6.500				
401005	4.000		.530	VR2	V	401608	6.250		.275	VR1-SPL	#
	SHAFT RANGE 3.860 - 4.140						SHAFT RANGE 6.100 - 6.500				
401100	4.250		.410	VR1	R	401700	6.750		.470	VR1	R
	SHAFT RANGE 4.140 - 4.530						SHAFT RANGE 6.500 - 6.890				
401101	4.250		.610	VR2	R	401701	6.750		.710	VR2	R
	SHAFT RANGE 4.140 - 4.530						SHAFT RANGE 6.500 - 6.890				
401104	4.250		.410	VR1	V	401702	6.750		.310	VR3	R
	SHAFT RANGE 4.140 - 4.530						SHAFT RANGE 6.500 - 6.890				
401105	4.250		.610	VR2	V	401704	6.750		.470	VR1	V
	SHAFT RANGE 4.140 - 4.530						SHAFT RANGE 6.500 - 6.890				
401200	4.625		.410	VR1	R	401705	6.750		.710	VR2	V
	SHAFT RANGE 4.530 - 4.920						SHAFT RANGE 6.500 - 6.890				
401201	4.625		.610	VR2	R	401706	6.750		.310	VR3	V
	SHAFT RANGE 4.530 - 4.920						SHAFT RANGE 6.500 - 6.890				
401204	4.625		.410	VR1	V	401800	7.000		.470	VR1	R
	SHAFT RANGE 4.530 - 4.920						SHAFT RANGE 6.890 - 7.290				
401205	4.625		.610	VR2	V	401801	7.000		.710	VR2	R
	SHAFT RANGE 4.530 - 4.920						SHAFT RANGE 6.890 - 7.290				
401208	4.625		.260	VR1-SPL	#	401802	7.000		.310	VR3	R
	SHAFT RANGE 4.531 - 4.917						SHAFT RANGE 6.890 - 7.290				
401300	5.125		.410	VR1	R	401804	7.000		.470	VR1	V
	SHAFT RANGE 4.920 - 5.320						SHAFT RANGE 6.890 - 7.290				

Numerical — complete index

Stock no.	Shaft	Bore	Width of seal	Type and style	Lip code	Stock no.	Shaft	Bore	Width of seal	Type and style	Lip code	
401805	7.000		.710	VR2	V	403203	12.598		.196	VR4	R	
	SHAFT RANGE 6.890 - 7.290							SHAFT RANGE 12.598-12.795				
401806	7.000		.310	VR3	V	403250	12.625		.790	VR1	R	
	SHAFT RANGE 6.890 - 7.290							SHAFT RANGE 12.200 - 13.190				
401900	7.500		.470	VR1	R	403252	12.625		.310	VR3	R	
	SHAFT RANGE 7.290 - 7.680							SHAFT RANGE 12.200 - 13.190				
401901	7.500		.710	VR2	R	403254	12.625		.790	VR1	V	
	SHAFT RANGE 7.290 - 7.680							SHAFT RANGE 12.200 - 13.190				
401902	7.500		.310	VR3	R	403256	12.625		.310	VR3	V	
	SHAFT RANGE 7.290 - 7.680							SHAFT RANGE 12.200 - 13.190				
401904	7.500		.470	VR1	V	403500	13.750		.790	VR1	R	
	SHAFT RANGE 7.290 - 7.680							SHAFT RANGE 13.190 - 14.370				
401905	7.500		.710	VR2	V	403502	13.750		.310	VR3	R	
	SHAFT RANGE 7.290 - 7.680							SHAFT RANGE 13.190 - 14.370				
401906	7.500		.310	VR3	V	403504	13.750		.790	VR1	V	
	SHAFT RANGE 7.290 - 7.680							SHAFT RANGE 13.190 - 14.370				
401990	8.000		.470	VR1	R	403506	13.750		.310	VR3	V	
	SHAFT RANGE 7.680 - 8.270							SHAFT RANGE 13.190 - 14.370				
401991	8.000		.710	VR2	R	403603	14.173		.196	VR4	R	
	SHAFT RANGE 7.680 - 8.270							SHAFT RANGE 14.173-14.370				
401994	8.000		.470	VR1	V	403750	14.875		.790	VR1	R	
	SHAFT RANGE 7.680 - 8.270							SHAFT RANGE 14.370 - 15.350				
401995	8.000		.710	VR2	V	403752	14.875		.310	VR3	R	
	SHAFT RANGE 7.680 - 8.270							SHAFT RANGE 14.370 - 15.150				
402000	7.875		.790	VR1	R	403753	14.764		.196	VR4	R	
	SHAFT RANGE 7.480 - 8.270							SHAFT RANGE 14.764-14.961				
402002	8.000		.310	VR3	R	403754	14.875		.790	VR1	V	
	SHAFT RANGE 7.680 - 8.270							SHAFT RANGE 14.370 - 15.350				
402004	7.875		.790	VR1	V	403756	14.875		.310	VR3	V	
	SHAFT RANGE 7.480 - 8.270							SHAFT RANGE 14.370 - 15.150				
402006	8.000		.310	VR3	V	403903	15.354		.196	VR4	R	
	SHAFT RANGE 7.680 - 8.270							SHAFT RANGE 15.354-15.551				
402200	8.661		.787	VR1	R	404000	16.000		.790	VR1	R	
	SHAFT RANGE 8.268 - 9.252							SHAFT RANGE 15.350 - 16.930				
402202	8.750		.310	VR3	R	404002	16.000		.310	VR3	R	
	SHAFT RANGE 8.270 - 9.170							SHAFT RANGE 15.150 - 16.730				
402204	8.750		.790	VR1	V	404003	15.748		.196	VR4	R	
	SHAFT RANGE 8.270 - 9.250							SHAFT RANGE 15.748-15.945				
402206	8.750		.310	VR3	V	404004	16.000		.790	VR1	V	
	SHAFT RANGE 8.270 - 9.170							SHAFT RANGE 15.350 - 16.930				
402500	9.875		.790	VR1	R	404006	16.000		.310	VR3	V	
	SHAFT RANGE 9.250 - 10.430							SHAFT RANGE 15.150 - 16.930				
402502	9.750		.310	VR3	R	404103	16.142		.196	VR4	R	
	SHAFT RANGE 9.170 - 10.240							SHAFT RANGE 16.142-16.339				
402504	9.875		.790	VR1	V	404303	16.929		.196	VR4	R	
	SHAFT RANGE 9.250 - 10.430							SHAFT RANGE 16.929-17.126				
402506	9.750		.310	VR3	V	404500	18.000		.790	VR1	R	
	SHAFT RANGE 9.170 - 10.240							SHAFT RANGE 16.930 - 18.900				
402750	11.000		.790	VR1	R	404502	18.000		.310	VR3	R	
	SHAFT RANGE 10.430 - 11.420							SHAFT RANGE 16.730 - 18.700				
402752	10.750		.310	VR3	R	404503	17.717		1.969	VR4	R	
	SHAFT RANGE 10.240 - 11.220							SHAFT RANGE 17.717-17.913				
402754	11.000		.790	VR1	V	404504	18.000		.790	VR1	V	
	SHAFT RANGE 10.430 - 11.420							SHAFT RANGE 16.930 - 18.900				
402756	10.750		.310	VR3	V	404506	18.000		.310	VR3	V	
	SHAFT RANGE 10.240 - 11.220							SHAFT RANGE 16.730 - 18.700				
403000	11.875		.790	VR1	R	404553	17.913		.196	VR4	R	
	SHAFT RANGE 11.420 - 12.200							SHAFT RANGE 17.913-18.110				
403002	11.750		.310	VR3	R	404603	18.110		1.969	VR4	R	
	SHAFT RANGE 11.220 - 12.200							SHAFT RANGE 18.110-18.307				
403004	11.875		.790	VR1	V	404703	18.504		.196	VR4	R	
	SHAFT RANGE 11.420 - 12.200							SHAFT RANGE 18.504-18.701				
403006	11.750		.310	VR3	V	404803	18.898		.196	VR4	R	
	SHAFT RANGE 11.220 - 12.200							SHAFT RANGE 18.898-19.094				

★Contact manufacturer for availability
Bold numbers are preferred designs

□ Metric numbers

† Includes Bore-Tite on O.D.
 ▲ WasteWatcher numbers

Numerical — complete index

Stock no.	Shaft	Bore	Width of seal	Type and style	Lip code	Stock no.	Shaft	Bore	Width of seal	Type and style	Lip code	
404853	19.094		.196	VR4	R	407000	27.000		.790	VR1	R	
	SHAFT RANGE 19.094-19.291						SHAFT RANGE 26.180 - 27.760					
404903	19.291		.196	VR4	R	407003	27.559		.196	VR4	R	
	SHAFT RANGE 19.291-19.488						SHAFT RANGE 27.559-27.953					
405000	19.875		.790	VR1	R	407250	28.500		.790	VR1	R	
	SHAFT RANGE 18.900 - 20.870						SHAFT RANGE 27.760 - 29.330					
405002	19.875		.310	VR3	R	407254	28.540		.790	VR1	V	
	SHAFT RANGE 18.900 - 20.870						SHAFT RANGE 27.760 - 29.330					
405003	19.685		.196	VR4	R	407303	28.740		.196	VR4	R	
	SHAFT RANGE 19.685-19.882						SHAFT RANGE 28.740-29.134					
405004	19.875		.790	VR1	V	407403	29.134		.196	VR4	R	
	SHAFT RANGE 18.900 - 20.870						SHAFT RANGE 29.134-29.528					
405006	19.875		.310	VR3	V	407500	30.125		.790	VR1	R	
	SHAFT RANGE 18.700 - 20.080						SHAFT RANGE 29.330 - 30.910					
405103	20.079		.196	VR4	R	407502	29.823		.315	VR3	R	
	SHAFT RANGE 20.079-20.276						SHAFT RANGE 29.130 -30.510					
405203	20.472		.196	VR4	R	407503	29.528		.196	VR4	R	
	SHAFT RANGE 20.472-20.669						SHAFT RANGE 29.528-29.843					
405252	20.700		.310	VR3	R	407603	29.921		.196	VR4	R	
	SHAFT RANGE 20.080 - 21.260						SHAFT RANGE 29.843-30.157					
405303	20.866		.196	VR4	R	407703	30.315		.196	VR4	R	
	SHAFT RANGE 20.866-21.063						SHAFT RANGE 30.157-30.472					
405500	21.875		.790	VR1	R	407803	30.709		.196	VR4	R	
	SHAFT RANGE 20.870 - 22.830						SHAFT RANGE 30.472-30.827					
405502	21.875		.310	VR3	R	408000	31.750		.790	VR1	R	
	SHAFT RANGE 20.870 - 22.830						SHAFT RANGE 30.910 - 32.680					
405503	21.654		.196	VR4	R	408003	31.496		.196	VR4	R	
	SHAFT RANGE 21.654-21.850						SHAFT RANGE 31.181-31.535					
405504	21.875		.790	VR1	V	408500	33.500		.790	VR1	R	
	SHAFT RANGE 20.870 - 22.830						SHAFT RANGE 32.680 - 34.450					
405603	22.047		.196	VR4	R	408503	33.465		.196	VR4	R	
	SHAFT RANGE 22.047-22.244						SHAFT RANGE 33.110-33.504					
405703	22.441		.196	VR4	R	408903	35.039		.196	VR4	R	
	SHAFT RANGE 22.441-22.638						SHAFT RANGE 34.724-35.118					
405753	22.638		.196	VR4	R	409000	35.313		.790	VR1	R	
	SHAFT RANGE 22.638-22.835						SHAFT RANGE 34.450 - 36.220					
405803	22.835		.196	VR4	R	409003	35.433		.196	VR4	R	
	SHAFT RANGE 22.835-23.031						SHAFT RANGE 35.315-36.102					
405903	23.228		.196	VR4	R	409203	36.220		.196	VR4	R	
	SHAFT RANGE 23.228-23.622						SHAFT RANGE 35.906-36.299					
406000	23.750		.790	VR1	R	409500	37.125		.790	VR1	R	
	SHAFT RANGE 22.830 - 24.800						SHAFT RANGE 36.220 - 37.990					
406002	23.750		.310	VR3	R	409503	37.402		.196	VR4	R	
	SHAFT RANGE 22.830 - 24.800						SHAFT RANGE 37.165-37.598					
406003	23.622		.196	VR4	R	409703	38.189		.196	VR4	R	
	SHAFT RANGE 23.622-24.016						SHAFT RANGE 38.031-38.465					
406004	23.750		.790	VR1	V	409808	38.583		.196	VR4	R	
	SHAFT RANGE 22.830 - 24.800						SHAFT RANGE 38.465-38.898					
406103	24.016		.196	VR4	R	410000	39.500		.790	VR1	R	
	SHAFT RANGE 24.016-24.409						SHAFT RANGE 37.990 - 39.960					
406203	24.409		.196	VR4	R	410003	39.370		.196	VR4	R	
	SHAFT RANGE 24.409-24.803						SHAFT RANGE 39.331-39.764					
406303	24.803		.196	VR4	R	410500	41.000		.790	VR1	R	
	SHAFT RANGE 24.803-25.197						SHAFT RANGE 39.960 - 41.930					
406403	25.197		.196	VR4	R	410503	41.000		2.000	VR4	R	
	SHAFT RANGE 25.197-25.591						SHAFT RANGE 40.550 - 41.350					
406500	25.500		.790	VR1	R	410603	41.732		.196	VR4	R	
	SHAFT RANGE 24.800 - 26.180						SHAFT RANGE 41.142-41.929					
406503	25.591		.196	VR4	R	411000	43.000		.790	VR1	R	
	SHAFT RANGE 25.591-25.984						SHAFT RANGE 41.930 - 43.900					
406803	26.772		.196	VR4	R	411003	43.307		.196	VR4	R	
	SHAFT RANGE 26.772-27.165						SHAFT RANGE 42.717-43.504					
406903	27.165		.196	VR4	R	411004	43.307		.790	VR1	V	
	SHAFT RANGE 27.165-27.559						SHAFT RANGE 41.929-43.897					

Numerical — complete index

Stock no.	Shaft	Bore	Width of seal	Type and style	Lip code	Stock no.	Shaft	Bore	Width of seal	Type and style	Lip code	
411500	44.875		.790	VR1	R	419500	76.500		.790	VR1	R	
	SHAFT RANGE 43.900 - 45.870						SHAFT RANGE 75.590 - 77.560					
411603	45.669		.196	VR4	R	419503	76.772		.196	VR4	R	
	SHAFT RANGE 45.079-45.866						SHAFT RANGE 75.000-76.969					
412000	47.244		.787	VR1	R	419990	78.500		.790	VR1	R	
	SHAFT RANGE 45.870 - 47.840						SHAFT RANGE 77.560 - 79.530					
412003	47.244		.196	VR4	R	419993	78.740		.196	VR4	R	
	SHAFT RANGE 46.654-47.441						SHAFT RANGE 76.969-79.134					
412500	49.000		.790	VR1	R	420503	80.709		.196	VR4	R	
	SHAFT RANGE 47.840 - 50.000						SHAFT RANGE 79.134-81.496					
412503	49.000		2.000	VR4	R	450024	5.125			AXGSKT1		
	SHAFT RANGE 48.520 - 49.320						8-.516 DIA BOLT HOLES					
413000	51.000		.790	VR1	R	450155	7.000			AXGSKT1		
	SHAFT RANGE 50.000 - 51.970						8-.688 DIA BOLT HOLES					
413003	51.181		.196	VR4	R	450158	7.250			AXGSKT1		
	SHAFT RANGE 50.984-51.772						10-.656 DIA BOLT HOLES					
413500	53.000		.790	VR1	R	450166	3.000			AXGSKT6		
	SHAFT RANGE 51.970 - 53.940						4-.328 DIA BOLT HOLES					
413503	53.150		.196	VR4	R	450176	2.700			AXGSKT1		
	SHAFT RANGE 52.756-53.740						.406 DIA BOLT HOLE					
414000	55.000		.790	VR1	R	450189	5.250			AXGSKT1		
	SHAFT RANGE 53.940 - 55.910						6-.469 DIA BOLT HOLES					
414003	55.118		.196	VR4	R	450194	4.000			AXGSKT1		
	SHAFT RANGE 54.724-55.709						6-.469 DIA BOLT HOLES					
414500	56.875		.790	VR1	R	450431	5.047			AXGSKT1		
	SHAFT RANGE 55.910 - 57.870						8-.531 DIA BOLT HOLES					
414503	57.087		.196	VR4	R	450447	5.688		.035	AXGSKT1		
	SHAFT RANGE 56.693-57.677						8-.688 DIA BOLT HOLES					
415000	57.875		.790	VR1	R	451032	.938	1.188	.063	BUW	T	
	SHAFT RANGE 57.870 - 59.840						451033	9.313	10.000	.063	BUW	#
415003	59.055		.196	VR4	R	451037	2.000	2.375	.063	BUW	#	
	SHAFT RANGE 58.661-59.646						451046	1.625	2.000	.063	BUW	#
415500	60.875		.790	VR1	R	451047	1.000	1.313	.063	BUW	#	
	SHAFT RANGE 59.840 - 61.810						451056	.375	.625	.063	BUW	#
415503	61.024		.196	VR4	R	★451058	2.375	2.750	.063	BUW	#	
	SHAFT RANGE 60.630-61.811						451063	1.188	1.500	.063	BUW	T
416000	62.750		.790	VR1	R	451065	3.500	4.000	.063	BUW	#	
	SHAFT RANGE 61.810 - 63.780						451066	6.375	7.000	.063	BUW	#
416003	62.992		.196	VR4	R	451068	3.750	4.250	.063	BUW	#	
	SHAFT RANGE 62.992-64.567						451069	2.125	2.500	.063	BUW	#
416500	64.750		.790	VR1	R	451078	2.250	2.625	.063	BUW	#	
	SHAFT RANGE 63.780 - 65.750						451079	1.438	1.750	.063	BUW	#
416503	64.961		.196	VR4	R	451080	1.250	1.563	.063	BUW	#	
	SHAFT RANGE 64.567-66.142						451081	.625	.875	.063	BUW	#
417000	66.750		.790	VR1	R	451094	1.375	1.688	.063	BUW	#	
	SHAFT RANGE 65.750 - 67.720						451096	7.375	8.000	.063	BUW	#
417003	66.929		.196	VR4	R	451100	2.813	3.250	.063	BUW	#	
	SHAFT RANGE 66.142-67.717						451225	.500	.750	.063	BUW	#
417500	68.750		.790	VR1	R	★451232	.438	.688	.063	BUW	#	
	SHAFT RANGE 67.720 - 69.690						★451240	.563	.813	.063	BUW	#
417503	68.898		.196	VR4	R	451242	.875	1.125	.063	BUW	#	
	SHAFT RANGE 67.717-69.488						451245	.750	1.000	.063	BUW	#
418000	70.625		.790	VR1	R	451246	.813	1.063	.063	BUW	#	
	SHAFT RANGE 69.690 - 71.650						451248	2.500	2.938	.063	BUW	#
418003	70.866		.196	VR4	R	451249	1.875	2.250	.063	BUW	#	
	SHAFT RANGE 69.488-71.260						451253	2.500	2.875	.063	BUW	#
418500	72.625		.790	VR1	R	★451258	1.313	1.625	.063	BUW	#	
	SHAFT RANGE 71.650 - 73.620						451264	1.750	2.125	.063	BUW	#
418503	72.835		.196	VR4	R	451265	3.000	3.438	.063	BUW	#	
	SHAFT RANGE 71.260-73.031						451266	4.000	4.500	.063	BUW	#
419000	74.625		.790	VR1	R	451268	2.563	3.000	.063	BUW	#	
	SHAFT RANGE 73.620 - 75.590						451273	3.375	3.875	.063	BUW	#
419003	74.803		.196	VR4	R	451275	3.250	3.625	.063	BUW	#	
	SHAFT RANGE 73.031-75.000						451276	4.250	4.750	.063	BUW	#
						451284	.688	.938	.063	BUW	#	

★Contact manufacturer for availability
Bold numbers are preferred designs

□ Metric numbers

† Includes Bore-Tite on O.D.
 ▲ WasteWatcher numbers

Numerical — complete index

Stock no.	Shaft	Bore	Width of seal	Type and style	Lip code	Stock no.	Shaft	Bore	Width of seal	Type and style	Lip code
451286	1.125	1.438	.063	BUW	#	480261	2.625	4.438	.781	KIT	R
451290	2.750	3.188	.063	BUW	#	SPEEDI-SLEEVE & SEAL KIT					
451291	3.063	3.500	.063	BUW	#	480262	2.625	4.563	.781	KIT	P
451293	5.125	5.750	.063	BUW	#	SPEEDI-SLEEVE & SEAL KIT					
451300	13.000	14.000	.063	BUW	#	480273	2.750	3.543	.781	KIT	P
451352	4.500	5.000	.063	BUW	#	SPEEDI-SLEEVE & SEAL KIT					
★451439	5.375	6.000	.063	BUW	#	480274	2.750	3.751	.781	†KIT	P
451486	.125	.313	.063	BUW	#	SPEEDI-SLEEVE & SEAL KIT					
451487	1.500	1.875	.063	BUW	#	480275	2.750	3.876	.781	KIT	P
451488	2.688	3.125	.063	BUW	#	SPEEDI-SLEEVE & SEAL KIT					
451489	2.938	3.375	.063	BUW	#	480278	2.750	4.249	.781	KIT	P
451490	3.313	3.750	.063	BUW	#	SPEEDI-SLEEVE & SEAL KIT					
451491	4.688	5.250	.063	BUW	#	480293	2.938	3.938	.781	KIT	P
★451493	4.938	5.500	.063	BUW	#	SPEEDI-SLEEVE & SEAL KIT					
451495	5.500	6.125	.063	BUW	#	480294	2.938	4.003	.781	KIT	P
480050	.500	.750		KIT	R	SPEEDI-SLEEVE & SEAL KIT					
480074	.750	.999		KIT	R	480299	3.000	3.751	.813	KIT	R
SPEEDI-SLEEVE & SEAL KIT						SPEEDI-SLEEVE & SEAL KIT					
480097	1.000	1.250	.313	KIT	R	480300	3.000	4.003	.813	KIT	P
SPEEDI-SLEEVE & SEAL KIT						SPEEDI-SLEEVE & SEAL KIT					
480098	1.000	1.499	.313	KIT	R	480303	3.000	4.249	.813	KIT	P
SPEEDI-SLEEVE & SEAL KIT						SPEEDI-SLEEVE & SEAL KIT					
480099	1.000	1.499	.313	KIT	R	480325	3.250	4.249	.813	†KIT	P
SPEEDI-SLEEVE & SEAL KIT						SPEEDI-SLEEVE & SEAL KIT					
480125	1.250	2.000	.313	KIT	R	480350	3.500	4.501	.813	KIT	P
SPEEDI-SLEEVE & SEAL KIT						SPEEDI-SLEEVE & SEAL KIT					
480148	1.500	2.372	.563	†KIT	R	480450	4.500	5.501	.813	KIT	R
SPEEDI-SLEEVE & SEAL KIT						SPEEDI-SLEEVE & SEAL KIT					
480149	1.550	2.254	.563	†KIT	R	504260	.500	1.000	.281	†SC	R
SPEEDI-SLEEVE & SEAL KIT						504261 .625 1.124 .281 SC R					
480150	1.500	2.377	.563	KIT	R	504262	.750	1.250	.281	SC	R
SPEEDI-SLEEVE & SEAL KIT						504263 .875 1.375 .281 SC R					
480151	1.500	2.502	.563	KIT	R	504264	1.000	1.500	.281	SC	R
SPEEDI-SLEEVE & SEAL KIT						504265 1.125 1.628 .281 SC R					
480152	1.500	2.374	.563	KIT	R	504266	1.250	1.752	.281	SC	R
SPEEDI-SLEEVE & SEAL KIT						504267 1.375 1.874 .281 SC R					
480168	1.688	2.502	.835	†KIT	R	504268	1.500	2.000	.281	SC	R
SPEEDI-SLEEVE & SEAL KIT						504269 1.625 2.125 .281 SC R					
480173	1.750	2.374	.563	†KIT	R	504270	1.750	2.250	.281	SC	R
SPEEDI-SLEEVE & SEAL KIT						504271 1.875 2.375 .281 SC R					
480176	1.750	2.718	.563	KIT	R	504272	2.000	2.502	.281	SC	R
SPEEDI-SLEEVE & SEAL KIT						504273 2.000 2.623 .281 SC R					
480177	1.766	2.412	.563	†KIT	R	504275	2.250	2.750	.281	SC	R
SPEEDI-SLEEVE & SEAL KIT						504277 2.500 3.000 .281 SC R					
480184	1.868	2.518	.889	†KIT	P	504279	2.750	3.250	.281	SC	R
SPEEDI-SLEEVE & SEAL KIT						504281 3.000 3.500 .281 SC R					
480185	1.875	2.561	.563	†KIT	P	504283	3.250	3.875	.328	SC	R
SPEEDI-SLEEVE & SEAL KIT						504285 3.500 4.125 .328 SC R					
480186	1.875	2.561	.563	KIT	P	504287	3.750	4.375	.328	SC	R
SPEEDI-SLEEVE & SEAL KIT						504289 4.000 4.625 .328 SC R					
480187	1.875	2.760	.563	†KIT	S	504291	4.250	4.875	.328	SC	R
SPEEDI-SLEEVE & SEAL KIT						504293 4.500 5.125 .328 SC R					
480198	2.000	2.745	.563	KIT	S	504297	5.500	6.127	.359	SC	R
SPEEDI-SLEEVE & SEAL KIT						505774 2.500 3.125 .281 SC R					
480219	2.188	3.188	.781	KIT	R	509543	1.688	2.183	.313	SC	R
SPEEDI-SLEEVE & SEAL KIT						510304 10.750 12.938 .719 HS9 R					
480233	2.328	3.000	.750	KIT	P	510871	16.000	17.500	.734	HS9	R
SPEEDI-SLEEVE & SEAL KIT						510966 9.000 10.500 .609 HS9 R					
480249	2.500	3.500	.781	KIT	R	511156	15.000	16.500	.734	HS9	R
SPEEDI-SLEEVE & SEAL KIT						511193 6.500 7.500 .350 HD1 D					
480250	2.500	3.251	.781	KIT	R	QUILL WIPER					
SPEEDI-SLEEVE & SEAL KIT						511195 8.000 9.000 .350 HD1 D					
480260	2.625	3.623	.781	†KIT	P	QUILL WIPER					
SPEEDI-SLEEVE & SEAL KIT						511196 8.000 9.500 .350 HD1 D					

Numerical — complete index

Stock no.	Shaft	Bore	Width of seal	Type and style	Lip code	Stock no.	Shaft	Bore	Width of seal	Type and style	Lip code
511197	9.500	10.500	.350	HD1	D	□ 522856	2540.00	27.00	38.10	CT1	R
511198	10.000	11.000	.350	HD1	D	523063	34.500	1.063	1.500	CT1	R
511199	10.000	12.000	.350	HD1	D	523133	42.500	.688	1.125	CT3	R
511200	12.000	13.000	.350	HD1	D	523154	36.875	.938	1.375	CT1	R
511201	15.000	16.000	.350	HD1	D	523171	1.575	2.047	.281	SC	R
						523184	23.750	.938	1.375	CT1	R
511202	16.000	17.000	.350	HD1	D						
						523547	17.500	.938	1.375	CT1	R
511203	16.500	17.500	.350	HD1	D						
						523584	39.875	.938	1.375	CT1	R
511204	22.000	23.000	.350	G1	L						
						523586	7.000	1.063	1.500	CT1	R
511220	7.000	8.500	.350	HD1	D						
						523587	13.000	1.063	1.500	CT1	R
511460	11.000	12.625	.250	HD1	D						
						523826	16.750	.813	1.250	CT1	R
511501	8.750	9.750	.350	HD1	D						
						523886	8.375	9.750	.750	HDS1	R
511701	14.000	15.734	.531	HS9	R	524204	9.000	.688	1.125	CT1	R
511705	12.500	14.000	.500	HS9	R						
511766	11.500	13.500	1.000	HS7	R	□ 524205	254.00	17.48	28.57	CT1	R
511822	24.000	25.580	.578	HS9	R						
511843	12.500	13.922	.516	HS9	R	524206	11.000	.688	1.125	CT1	R
511853	3.938	4.906	.484	HS9	R						
511855	42.000	44.188	.953	HS9	R	524208	12.000	.813	1.250	CT1	R
511856	76.500	78.688	.953	HS9	R						
512289	36.000	38.109	.953	HS9	R	524209	13.000	.688	1.125	CT1	R
513034	12.500	13.500	.350	HD1	D						
						524210	21.813	.813	1.250	CT1	R
513112	46.000	47.984	.950	HS9	R						
513184	31.000	33.188	.953	HS9	R	524211	21.938	.688	1.125	CT1	R
513509	13.000	14.606	.703	HS9	R						
513529	8.625	10.125	.609	HS9	R	524212	22.500	.813	1.250	CT1	R
513680	16.500	18.000	.734	HS9	R						
514423	14.000	15.000	.350	HD1	D	524213	24.750	.813	1.250	CT1	R
514635	13.000	14.734	.703	HS9	R	524214	25.125	.938	1.375	CT1	R
514649	15.250	16.750	.734	HS9	R						
515028	9.125	10.750	.250	HD1	D	524215	26.938	.688	1.125	CT1	R
515259	25.375	27.391	1.000	HS9	R	524216	27.750	.938	1.375	CT1	R
515883	14.750	16.108	.703	HS9	R						
516226	17.500	18.500	.350	HD1	D	524217	29.750	.938	1.375	CT1	R
518039	16.750	18.484	.703	HS9	R	524218	29.750	1.063	1.500	CT1	R
518386	8.750	10.250	.609	HS9	R						
520868	9.250	10.750	.609	HS9	R	524219	33.688	.813	1.250	CT1	R
521726	5.438	6.688	.625	HS9	R						
522281	2.362	2.948	.281	SC	R	□ 524220	889.00	20.65	31.75	CT1	R
						524221	35.438	.813	1.250	CT1	R
522342	31.000	32.500	.750	HDS1	D						
522353	3.543	4.331	.328	SC	R	524222	35.500	1.063	1.500	CT1	R
522374	1.969	2.561	.281	SC	R						
522676	44.875	1.063	1.500	CT1	R						
						524223	36.000	.750	1.188	CT1	R
522677	47.625	1.063	1.500	CT1	R	524224	36.000	1.063	1.500	CT1	R
522679	17.500	.813	1.250	CT1	R	524225	37.875	.813	1.250	CT1	R
522828	49.000	.813	1.250	CT1	R						

★ Contact manufacturer for availability
Bold numbers are preferred designs

□ Metric numbers

† Includes Bore-Tite on O.D.
 ▲ WasteWatcher numbers

Numerical — complete index

Stock no.	Shaft	Bore	Width of seal	Type and style	Lip code	Stock no.	Shaft	Bore	Width of seal	Type and style	Lip code	
524226	38.000	.813	1.250	CT1	R	524591	26.000	.938	1.375	CT1	R	
	BORE DIA. IS SHOULDER WIDTH						BORE DIA. IS SHOULDER WIDTH					
524227	41.000	1.063	1.500	CT1	R	524592	27.250	.938	1.375	CT1	R	
	BORE DIA. IS SHOULDER WIDTH						BORE DIA. IS SHOULDER WIDTH					
524228	41.500	1.063	1.500	CT1	R	524599	21.500	.813	1.250	CT1	R	
	BORE DIA. IS SHOULDER WIDTH						BORE DIA. IS SHOULDER WIDTH					
524229	44.000	1.063	1.500	CT1	R	524657	22.750	.938	1.375	CT1	R	
	BORE DIA. IS SHOULDER WIDTH						BORE DIA. IS SHOULDER WIDTH					
524230	47.500	1.063	1.500	CT1	R	524768	37.125	.813	1.250	CT1	R	
	BORE DIA. IS SHOULDER WIDTH						BORE DIA. IS SHOULDER WIDTH					
524231	48.250	1.063	1.500	CT1	R	524815	16.750	.875	1.313	CT1	R	
	BORE DIA. IS SHOULDER WIDTH						BORE DIA. IS SHOULDER WIDTH					
524232	51.500	1.063	1.500	CT1	R	524853	29.375	1.063	1.500	CT1	R	
	BORE DIA. IS SHOULDER WIDTH						BORE DIA. IS SHOULDER WIDTH					
524294	32.250	.813	1.250	CT1	R	524909	43.375	.813	1.250	CT1	R	
	BORE DIA. IS SHOULDER WIDTH						BORE DIA. IS SHOULDER WIDTH					
524347	22.000	.813	1.250	CT1	R	524928	11.000	.813	1.250	CT1	R	
	BORE DIA. IS SHOULDER WIDTH						BORE DIA. IS SHOULDER WIDTH					
524360	17.000	.813	1.000	CT3	R	524940	29.000	1.063	1.500	CT1	R	
	BORE DIA. IS SHOULDER WIDTH						BORE DIA. IS SHOULDER WIDTH					
524362	21.500	.813	1.000	CT3	R	524973	29.750	1.063	1.500	CT1	R	
	BORE DIA. IS SHOULDER WIDTH						BORE DIA. IS SHOULDER WIDTH					
524363	22.000	.813	1.000	CT3	R	525029	13.563	.688	.875	CT3	R	
	BORE DIA. IS SHOULDER WIDTH						BORE DIA. IS SHOULDER WIDTH					
524364	23.500	.938	1.375	CT1	R	525030	20.313	.750	.938	CT3	R	
	BORE DIA. IS SHOULDER WIDTH						BORE DIA. IS SHOULDER WIDTH					
524365	23.750	.813	1.250	CT1	R	525031	23.438	.688	1.125	CT1	R	
	BORE DIA. IS SHOULDER WIDTH						BORE DIA. IS SHOULDER WIDTH					
524366	28.000	.813	1.000	CT3	R	525032	28.813	.688	1.125	CT1	R	
	BORE DIA. IS SHOULDER WIDTH						BORE DIA. IS SHOULDER WIDTH W/BUTT JOINT					
524367	32.500	.813	1.250	CT1	R	525033	30.063	.688	1.125	CT1	R	
	BORE DIA. IS SHOULDER WIDTH						BORE DIA. IS SHOULDER WIDTH					
524368	37.250	.813	1.250	CT1	R	525034	32.188	.813	1.250	CT1	R	
	BORE DIA. IS SHOULDER WIDTH						BORE DIA. IS SHOULDER WIDTH					
524369	43.500	1.063	1.500	CT1	R	□ 525035	1016.00	25.40	36.53	CT1	R	
	BORE DIA. IS SHOULDER WIDTH						BORE DIA. IS SHOULDER WIDTH					
524370	44.000	.813	1.250	CT1	R	525036	41.125	1.063	1.500	CT1	R	
	BORE DIA. IS SHOULDER WIDTH						BORE DIA. IS SHOULDER WIDTH					
524371	48.865	1.063	1.500	CT1	R	525091	47.500	.813	1.250	CT1	R	
	BORE DIA. IS SHOULDER WIDTH						BORE DIA. IS SHOULDER WIDTH					
524372	51.500	.813	1.250	CT1	R	525092	75.750	.813	1.250	CT1	R	
	BORE DIA. IS SHOULDER WIDTH						BORE DIA. IS SHOULDER WIDTH					
524373	71.000	.813	1.250	CT1	R	525212	31.000	.813	1.250	CT1	R	
	BORE DIA. IS SHOULDER WIDTH						BORE DIA. IS SHOULDER WIDTH					
524375	8.875	.688	.875	CT3	R	525320	37.000	1.063	1.500	CT1	R	
	BORE DIA. IS SHOULDER WIDTH						BORE DIA. IS SHOULDER WIDTH					
524380	12.000	.688	.875	CT3	R	525327	1.181	1.654	.281	SC	R	
	BORE DIA. IS SHOULDER WIDTH						BORE DIA. IS SHOULDER WIDTH					
524381	13.125	.688	.875	CT3	R	525426	40.250	.813	1.250	CT1	R	
	BORE DIA. IS SHOULDER WIDTH						BORE DIA. IS SHOULDER WIDTH					
524382	15.313	.688	.875	CT3	R	525448	9.625	11.000	.750	HDS1	R	
	BORE DIA. IS SHOULDER WIDTH						BORE DIA. IS SHOULDER WIDTH					
524383	15.313	.750	.938	CT3	R	525582	12.000	1.063	1.500	CT1	R	
	BORE DIA. IS SHOULDER WIDTH						BORE DIA. IS SHOULDER WIDTH					
524386	16.313	.688	.875	CT3	R	525627	23.375	.938	1.375	CT1	R	
	BORE DIA. IS SHOULDER WIDTH						BORE DIA. IS SHOULDER WIDTH					
524388	17.313	.688	.875	CT3	R	525633	40.875	1.063	1.500	CT1	R	
	BORE DIA. IS SHOULDER WIDTH						BORE DIA. IS SHOULDER WIDTH					
524389	17.688	.750	.938	CT3	R	525637	23.750	.938	1.375	CT1	R	
	BORE DIA. IS SHOULDER WIDTH						BORE DIA. IS SHOULDER WIDTH W/BUTT JOINT					
524434	10.188	.688	.875	CT3	R	525669	11.500	13.500	1.000	HS6	R	
	BORE DIA. IS SHOULDER WIDTH						BORE DIA. IS SHOULDER WIDTH					
524587	20.000	.813	1.250	CT1	R	525708	18.500	.688	1.125	CT1	R	
	BORE DIA. IS SHOULDER WIDTH						BORE DIA. IS SHOULDER WIDTH					
						525737	17.500	.938	1.375	CT1	R	
							BORE DIA. IS SHOULDER WIDTH W/BUTT JOINT					
						525953	50.625	.813	1.250	CT1	R	
							BORE DIA. IS SHOULDER WIDTH W/BUTT JOINT					

Numerical — complete index

Stock no.	Shaft	Bore	Width of seal	Type and style	Lip code	Stock no.	Shaft	Bore	Width of seal	Type and style	Lip code
526021	47.500	.938	1.375	CT1	R	528036	11.968	.688	.875	CT3	R
	BORE DIA. IS SHOULDER WIDTH						BORE DIA. IS SHOULDER WIDTH W/BUTT JOINT				
526192	18.500	.813	1.250	CT1	R	528070	17.688	3.313	3.750	CT4	R
	BORE DIA. IS SHOULDER WIDTH						BORE DIA. IS SHOULDER WIDTH W/BUTT JOINT				
526244	31.750	.688	.875	CT3	R	528210	31.500	.813	1.250	CT1	R
	BORE DIA. IS SHOULDER WIDTH						BORE DIA. IS SHOULDER WIDTH				
526245	37.000	.813	1.000	CT3	R	528232	8.813	9.375	.250	HD1	D
	BORE DIA. IS SHOULDER WIDTH						QUILL WIPER				
526246	37.000	.813	1.250	CT1	R	528267	23.750	1.375	1.813	CT4	R
	BORE DIA. IS SHOULDER WIDTH						BORE DIA. IS SHOULDER WIDTH W/BUTT JOINT				
526277	24.250	.813	1.000	CT3	R	528268	27.750	1.938	2.375	CT4	R
	BORE DIA. IS SHOULDER WIDTH						BORE DIA. IS SHOULDER WIDTH				
526302	9.500	11.500	.625	HDS1	R	528269	29.000	1.313	1.750	CT4	R
526339	22.000	24.000	1.250	HDS1	D		BORE DIA. IS SHOULDER WIDTH				
526582	37.500	.813	1.250	CT1	R	528270	29.375	1.125	1.563	CT4	R
	BORE DIA. IS SHOULDER WIDTH						BORE DIA. IS SHOULDER WIDTH				
526618	49.250	51.125	.813	HS7	R	528271	41.969	2.063	2.500	CT4	R
526650	16.750	19.250	1.000	HDS1	R		BORE DIA. IS SHOULDER WIDTH				
	W/LIGHT SPRING					528272	41.875	1.188	1.625	CT4	R
526651	16.500	19.000	1.000	HDS1	R		BORE DIA. IS SHOULDER WIDTH				
	W/LIGHT SPRING					528273	44.000	1.313	1.750	CT4	R
526715	31.750	.813	1.250	CT1	R		BORE DIA. IS SHOULDER WIDTH				
	BORE DIA. IS SHOULDER WIDTH					528307	14.000	16.250	1.000	HDSA2	VD
526741	21.500	3.313	3.750	CT4	R	528308	18.000	20.250	1.000	HDSA2	VD
	BORE DIA. IS SHOULDER WIDTH					528377	7.250	8.250	.500	HS7	R
526806	39.500	.813	1.250	CT1	R	528415	44.000	.938	1.375	CT1	R
	BORE DIA. IS SHOULDER WIDTH						BORE DIA. IS SHOULDER WIDTH				
526807	55.000	.813	1.250	CT1	R	528416	36.000	.688	1.125	CT1	R
	BORE DIA. IS SHOULDER WIDTH						BORE DIA. IS SHOULDER WIDTH				
526808	63.500	.813	1.250	CT1	R	528525	57.000	.813	1.250	CT1	R
	BORE DIA. IS SHOULDER WIDTH						BORE DIA. IS SHOULDER WIDTH				
526809	70.000	.813	1.250	CT1	R	528526	53.000	.813	1.250	CT1	R
	BORE DIA. IS SHOULDER WIDTH						BORE DIA. IS SHOULDER WIDTH				
526867	33.063	.813	1.250	CT1	R	528532	40.500	1.063	1.500	CT1	R
	BORE DIA. IS SHOULDER WIDTH						BORE DIA. IS SHOULDER WIDTH				
527099	10.875	12.875	.578	HS6	R	528535	17.000	1.063	1.500	CT1	R
527120	61.250	63.438	.953	HS9	R		BORE DIA. IS SHOULDER WIDTH				
527121	63.250	65.434	.953	HS9	R	528536	20.875	.688	.875	CT3	R
527211	47.000	1.063	1.500	CT1	R		BORE DIA. IS SHOULDER WIDTH				
	BORE DIA. IS SHOULDER WIDTH W/BUTT JOINT					528623	25.750	26.875	.500	HS8	R
527232	28.000	.813	1.250	CT1	R		2 PKGS REQ'D - 1 CUT EACH				
	BORE DIA. IS SHOULDER WIDTH					□528631	229.01	18.11	29.21	CT1	R
527301	6.500	7.500	.625	HS7	R		BORE DIA. IS SHOULDER WIDTH				
527312	10.750	12.750	.750	HDS1	V	528651	23.750	1.375	1.813	CT4	R
527345	.551	1.063	.281	SC	R		BORE DIA. IS SHOULDER WIDTH				
527474	41.500	.813	1.250	CT1	R	528720	9.000	10.500	.625	HS7	R
	BORE DIA. IS SHOULDER WIDTH					528745	8.000	.688	.875	CT3	R
527664	2.205	2.716	.281	SC	R		BORE DIA. IS SHOULDER WIDTH				
□527806	254.00	17.48	28.57	CT1	R	528759	.375	.625	.125	BB	R
	BORE DIA. IS SHOULDER WIDTH W/BUTT JOINT						W/STAINLESS STEEL CASE				
527819	9.000	.688	1.125	CT1	R	528762	.750	1.250	.125	BB	R
	BORE DIA. IS SHOULDER WIDTH W/BUTT JOINT						W/STAINLESS STEEL CASE				
527820	8.250	.688	1.125	CT1	R	□528780	254.00	20.62	25.40	CT3	R
	BORE DIA. IS SHOULDER WIDTH W/BUTT JOINT						BORE DIA. IS SHOULDER WIDTH				
□527903	1016.00	27.00	38.10	CT1	R	528926	27.000	.813	1.000	CT3	R
	BORE DIA. IS SHOULDER WIDTH						BORE DIA. IS SHOULDER WIDTH				
▲527935	.375	.625	.125	BB	R	528927	52.000	1.063	1.500	CT1	R
▲527937	.625	1.125	.125	BB	R		BORE DIA. IS SHOULDER WIDTH				
▲527938	.750	1.250	.125	BB	R	528975	67.750	.813	1.250	CT1	R
▲527939	1.000	1.563	.188	BB	R		BORE DIA. IS SHOULDER WIDTH				
528002	44.000	1.313	1.750	CT4	R	529086	46.500	.813	1.250	CT1	R
	BORE DIA. IS SHOULDER WIDTH						BORE DIA. IS SHOULDER WIDTH				
528035	8.000	.688	.875	CT3	R	□529129	1270.00	23.83	34.92	CT1	R
	BORE DIA. IS SHOULDER WIDTH W/BUTT JOINT						BORE DIA. IS SHOULDER WIDTH				

★Contact manufacturer for availability
Bold numbers are preferred designs

□ Metric numbers

† Includes Bore-Tite on O.D.
 ▲ WasteWatcher numbers

Numerical — complete index

Stock no.	Shaft	Bore	Width of seal	Type and style	Lip code	Stock no.	Shaft	Bore	Width of seal	Type and style	Lip code
529130	51.250	.938	1.375	CT1	R	534952	1.375	2.047	.276	+CRWA1	V
	BORE DIA. IS SHOULDER WIDTH					534953	.875	1.624	.256	+CRWA1	V
529276	24.250	1.438	1.875	CT4	R	534954	4.250	5.251	.374	+CRWA1	V
	BORE DIA. IS SHOULDER WIDTH					534955	1.250	2.125	.256	+CRWA1	V
529379	39.875	1.063	1.500	CT1	R	534956	.748	2.047	.276	+CRWA1	V
	BORE DIA. IS SHOULDER WIDTH					534957	1.875	2.441	.315	CRWA1	V
529452	39.500	.688	1.125	CT1	R	534958	1.563	2.047	.276	+CRWA1	V
	BORE DIA. IS SHOULDER WIDTH					535107	1.189	1.654	.236	HM3	H
529489	6.625	.688	1.125	CT1	R	536585	1.312	1.813	.280	HMS-SPL	R
	BORE DIA. IS SHOULDER WIDTH W/BUTT JOINT					536587	1.245	1.750	.312	HMS-SPL	R
529490	8.625	.688	1.125	CT1	R	536588	1.245	1.750	.390	HMS-SPL	R
	BORE DIA. IS SHOULDER WIDTH W/BUTT JOINT					536589	.788	1.262	.250	CRWA6	R
529517	77.500	.813	1.250	CT1	R	536599	.815	1.623	.248	HMS-SPL	R
	BORE DIA. IS SHOULDER WIDTH					538266	1.000	2.356	.270	X15	R
529601	7.750	8.750	.500	HS8	R	★ 538338	1.562	2.460	.374	CRWA1	V
529752	9.938	12.000	1.000	HDS2	R	538565	1.399	1.964	.235	SPL	R
529760	16.000	.688	.875	CT3	R	539171	3.625	4.235	.195	SLINGER	R
	BORE DIA. IS SHOULDER WIDTH W/BUTT JOINT					541651	2.375	3.251	.433	+CRWHA1	R
529823	26.875	.813	1.000	CT3	R	541974	4.375	6.063	.500	CRWH1	R
	BORE DIA. IS SHOULDER WIDTH					542726	1.875	2.875	.315	CRWH1	R
529858	15.500	17.500	1.031	HDSA2	VD	544167	1.000	1.499	.374	+CRWA5	P
530096	8.875	.688	.875	CT3	R	544257	1.000	1.686	.256	+CRW1	V
	BORE DIA. IS SHOULDER WIDTH W/BUTT JOINT					546751	2.750	3.500	.250	+HM14	V
530396	40.063	1.718	2.156	CT4	R	546770	3.500	4.125	.250	+HM14	V
	BORE DIA. IS SHOULDER WIDTH					546953	1.500	2.000	.313	CRW1	V
530414	33.000	34.250	.625	HS5	D	546966	.500	1.250	.250	+CRW1	V
530441	48.000	.813	1.000	CT3	R	550074	1.000	1.442	.250	HMS1	P
	BORE DIA. IS SHOULDER WIDTH					550085	2.063	2.875	.375	+CRSA1	R
530448	41.375	.875	1.313	CT1	R	550095	1.375	1.947	.563	F2	RF
	BORE DIA. IS SHOULDER WIDTH					550154	1.750	2.441	.313	+CRWA1	R
530466	36.000	.813	1.250	CT1	R	550185	1.875	2.830	.391	HMS4	R
	BORE DIA. IS SHOULDER WIDTH W/BUTT JOINT					550189	.859	1.574	.630	HMSA127	R
530468	20.500	.813	1.000	CT3	R	□ 550199	40.00	62.00	11.50	HMS4	R
	BORE DIA. IS SHOULDER WIDTH					▲ 550217	1.496	2.051	.335	HMSA33	R
530484	1.000	1.781	.250	HM21	R		W/2.275 FLANGE				
530513	11.688	13.500	.866	HS8	R	550224	1.281	2.047	.625	HMSA92	R
	1 PKG/2 CUTS						P.F. WIDTH .451				
530589	23.750	.813	1.000	CT3	R	□ 550225	48.00	65.00	7.00	HMA2	R
	BORE DIA. IS SHOULDER WIDTH					□ *550227	36.00	52.00	9.50	HMA10	R
530606	47.500	.750	1.188	CT1	R	▲□ 550228	43.00	55.00	8.00	HMA3	R
	BORE DIA. IS SHOULDER WIDTH W/BUTT JOINT					▲□ 550230	40.00	62.00	10.00	HMA10	R
530661	51.500	.938	1.375	CT1	R	□ 550231	35.00	55.00	11.00	HMSA7	R
	BORE DIA. IS SHOULDER WIDTH					▲□ 550232	41.00	56.00	7.00	HMS4	R
530733	14.000	1.063	1.500	CT1	R	550234	1.535	2.913	.433	+HMSA2	R
	BORE DIA. IS SHOULDER WIDTH W/BUTT JOINT					★ 550235	1.535	2.559	.472	HMSA35	R
531069	35.125	.688	.875	CT3	R		W/AXIAL DIRT LIP				
	BORE DIA. IS SHOULDER WIDTH					□ 550237	42.00	55.00	7.00	HMSA3	R
531194	7.874	9.055	.625	HDS2	R	□ 550241	55.00	82.00	10.00	+HM3	R
531331	9.500	11.000	.625	HS8	R	550242	1.890	2.441	.354	HMA31	R
531456	73.000	1.063	1.500	CT1	R		P.F. WIDTH .354				
	BORE DIA. IS SHOULDER WIDTH					▲□ 550244	43.00	65.00	12.00	+HMSA2	R
531572	60.250	62.313	.750	HS8	R	▲ 550247	1.575	2.049	.354	HMSA32	R
531635	8.938	.688	1.125	CT1	R		W/2.204 FLANGE				
	BORE DIA. IS SHOULDER WIDTH					★ 550250	1.496	2.165	.315	+CRWA1	R
531679	9.500	11.500	1.250	HSDS1	VV	★ 550253	1.654	2.480	.276	HMS4	R
531719	28.188	.688	.875	CT3	R	★ 550259	1.575	2.205	.276	HMS4	R
	BORE DIA. IS SHOULDER WIDTH					▲ 550270	1.496	2.047	.335	HMSA33	R
532293	10.500	11.500	.350	HD1	D		W/2.266 FLANGE				
	QUILL WIPER					□ 550280	48.00	63.00	11.00	HMSA7	R
532866	1.063	1.512	.256	+CRW1	P	□ 550284	22.00	40.00	12.00	HMSA7	R
533803	1.618	2.254	.235	CRW1	R	□ 550294	45.00	68.00	8.00	+CRWA1	R
534948	.625	1.850	.276	CRWA1	V	555364	1.378	1.851	.276	HMSA7	R
534949	.945	2.441	.315	CRWA1	V	562456	5.512	6.693	.591	HMSA7	V
534950	1.312	2.062	.315	CRWA1	V	590015	9.620	10.875	.625	HDS1	R
534951	1.378	1.850	.276	CRWA1	V	590039	9.250	11.250	1.375	HSDS1	DD

Numerical — complete index

Stock no.	Shaft	Bore	Width of seal	Type and style	Lip code	Stock no.	Shaft	Bore	Width of seal	Type and style	Lip code
590062	9.000	10.375	.625	HDS1	R	590750	8.250	10.500	.875	HDS1	R
590070	9.500	11.125	.625	HDS1	R	590751	8.500	10.500	.688	HDS1	R
590093	9.250	10.750	.750	HDS1	R	590754	8.500	10.500	1.000	HDS1	R
590133	9.750	11.000	.750	HDS1	R	590755	8.500	10.500	1.125	HDSA1	RD
590166	9.500	11.000	.750	HS7	R	590756	8.500	10.500	1.250	HDS1	R
590174	9.125	11.125	.688	HDS1	R	590757	8.500	10.500	1.250	HDS1	RR
590237	8.250	10.250	.813	HDS1	R	590758	8.625	10.500	.750	HDS1	R
590244	8.500	10.500	1.000	HDS1	R	590761	9.000	10.500	.688	HDS1	R
	W/4 EA	.188	LUGS			590762	9.250	10.500	.625	HDS1	R
590245	8.500	10.500	1.250	HDSA1	RD	590763	9.250	10.500	.750	HDS1	R
590252	8.250	10.250	.688	HDS1	R	590764	9.375	10.625	.625	HS7	R
590270	9.125	10.625	.688	HDS1	R	590765	8.375	10.625	.875	HDS1	R
590284	9.438	11.500	.875	HDS1	R	590766	8.625	10.625	.688	HDS1	R
590312	8.125	10.125	.750	HDS1	R	□ 590767	240.00	270.00	16.00	HDS1	R
590326	8.000	10.000	.750	HS7	R	590769	8.750	10.750	.875	HDS1	R
590351	9.938	12.000	1.000	HDS1	R	590770	8.750	10.750	1.000	HDS1	R
590357	8.250	10.250	1.250	HDSB1	RD	590773	8.750	10.750	1.750	HDS1	RR
590358	8.250	10.250	1.000	HDS1	R	590774	9.000	10.750	.750	HDS1	R
590363	9.875	11.375	.750	HDS1	R	590775	9.250	10.750	.688	HDS1	R
590375	9.500	11.500	1.250	HDSA1	RD	590776	9.500	10.750	.625	HDS1	R
590376	8.063	10.062	1.000	HDS1	R	590778	8.661	10.819	.950	HDS1	R
590408	8.750	10.000	.625	HDS1	R	590779	9.375	10.875	.750	HS7	R
590419	9.000	10.000	.500	HS8	R	590780	8.875	10.875	.750	HDS1	R
590422	9.750	12.000	.875	HDS1	R	590781	8.875	10.875	1.000	HDS1	R
590442	9.125	10.625	.750	HDS1	R	590782	9.563	10.875	.625	HDS1	R
590444	9.938	11.938	.875	HDS1	R	590783	9.625	10.875	.750	HDS1	R
590448	8.750	10.500	.750	HDS1	R	590784	9.625	10.875	.875	HDS1	R
590463	8.000	10.000	.750	HDS1	R	590785	9.750	11.000	.625	HS7	R
590465	8.438	10.438	.875	HDS1	R	590787	9.000	11.000	.750	HDS2	R
590472	9.250	11.375	.875	HDS1	R	590788	9.000	11.000	.875	HDS2	D
590485	9.375	11.000	.750	HDS1	R	590791	9.250	11.000	1.375	HDS1	RR
590492	9.000	10.000	.625	HS7	R	590792	9.500	11.000	.625	HDS1	R
590503	8.500	10.000	.625	HDS1	R		W/4 EA	.125	LUGS		
590546	8.750	10.250	.750	HDS1	R	590795	9.750	11.125	.750	HDS1	R
590567	9.125	11.000	.750	HDS1	R	590797	9.250	11.250	.750	HDS1	R
590568	8.750	11.000	.875	HDS1	R	590798	9.250	11.250	1.000	HDS1	R
590578	8.500	10.500	.750	HS7	R	590800	9.750	11.250	.750	HDS1	R
590609	9.125	11.125	1.000	HDS1	R	590806	9.375	11.375	.750	HDS1	R
590622	9.000	10.375	.750	HDS1	R	590810	9.438	11.438	.875	HDS1	R
□ 590632	230.00	280.00	16.00	HDS2	R	590811	9.000	11.500	1.000	HDS1	R
	W/4 EA	3.20MM	LUGS			590812	9.375	11.500	.875	HDS1	R
590653	9.500	11.000	.625	HDS1	R	590813	9.500	11.500	.750	HDS1	R
590655	9.750	11.250	.625	HDS1	R	590814	9.500	11.500	.813	HDS1	R
590665	9.719	11.625	.700	HDS1	R	590816	9.500	11.500	.938	HDS1	R
590688	9.375	12.750	1.250	HDSB1	RD	590817	9.500	11.500	.938	HDS2	R
590701	9.250	11.250	.688	HDS1	R	590818	9.500	11.500	.938	HDS1	R
590720	8.250	9.750	.625	HDS1	R		W/6 EA	.125	LUGS		
590723	8.750	10.000	.625	HS7	R	590819	9.500	11.500	.938	HDS2	R
590724	9.000	10.000	.500	HS7	R		W/6 EA	.250	LUGS		
590725	8.000	10.000	.688	HDS1	R	590820	9.500	11.500	1.000	HDS1	R
590726	8.000	10.000	.750	HDS2	R	590828	8.625	11.750	1.000	HDS1	R
	W/3 EA	.125	LUGS			590832	9.750	11.750	.750	HDS1	R
590727	8.000	10.000	1.250	HDSC1	RD	590839	9.449	11.803	.984	HDS1	R
590729	8.250	10.000	.750	HDS1	R	590841	9.875	11.875	.688	HDS1	R
590730	8.500	10.000	.688	HDS1	R	590842	9.875	11.875	.875	HDS1	R
590731	8.500	10.000	1.000	HDSA1	RD	590848	8.500	10.500	.750	HS8	R
590732	8.625	10.000	.750	HDS1	R	590850	9.875	12.000	.875	HDS1	R
590733	8.000	10.002	1.000	HDSB1	RD	590851	9.875	12.000	1.000	HDS1	R
590735	8.625	10.125	.688	HDS1	R	591881	9.250	10.500	.625	HS7	R
590738	9.000	10.125	.750	HDS1	R	591897	9.750	11.750	.688	HDS1	R
590739	8.125	10.250	.875	HDS1	R	591905	9.875	10.875	.500	HS7	R
590741	8.250	10.250	.875	HDS1	R	591921	8.250	10.250	.875	HDSB1	RD
590746	8.375	10.375	1.000	HDS1	R	591929	8.250	10.250	.750	HS7	R
590747	9.188	10.375	.750	HDS2	D	591932	9.500	11.250	.625	HDS1	R
590749	9.500	10.500	.500	HS7	R	591939	8.625	10.750	1.000	HDS1	R

★ Contact manufacturer for availability
Bold numbers are preferred designs

□ Metric numbers

† Includes Bore-Tite on O.D.
▲ WasteWatcher numbers

Numerical — complete index

Stock no.	Shaft	Bore	Width of seal	Type and style	Lip code	Stock no.	Shaft	Bore	Width of seal	Type and style	Lip code
□ 591941	250.00	280.00	16.00	HDS1	D	592600	9.000	10.500	.750	HS8	R
591960	9.500	11.500	1.250	HDSC1	DD	592607	9.500	10.500	.500	HS8	R
591973	9.250	10.750	.688	HDS1	R	592623	9.563	10.563	.500	HS8	R
		W/4 EA .125 LUGS				592626	8.750	10.000	.625	HDS2	R
591977	8.000	10.000	.875	HDSA1	RD	592627	8.750	10.000	.625	HS8	R
591978	8.375	10.375	.750	HDS1	R	592631	8.500	10.000	.500	HS8	R
591981	9.620	10.625	.500	HS8	R	592642	9.375	11.375	1.000	HDS1	R
591984	8.875	10.875	.875	HDSA1	RD	592650	8.875	11.000	.875	HDS1	R
591988	9.375	10.875	.750	HDS1	R	592651	9.375	11.375	.875	HS8	R
592013	9.125	11.375	.875	HDS1	R	592652	8.625	10.625	1.000	HDS1	R
592016	9.250	10.875	.750	HDS1	R	592653	9.125	10.375	.625	HDS1	R
592028	9.000	11.000	1.250	HDS1	RR	592654	9.000	11.250	.875	HDS1	R
592042	9.500	11.000	.625	HS7	R	592661	8.625	10.250	.750	HDS1	R
592051	9.438	10.625	.750	HDS1	R	592669	9.000	10.250	.750	HDS1	D
592075	8.000	10.000	1.125	HDSA2	RD	592683	9.055	10.621	.630	HDS1	R
592092	8.375	9.625	.625	HS7	R	592692	8.500	10.500	.625	HS8	R
592126	9.438	10.688	.625	HS7	R	592693	9.500	11.000	.625	HDS2	R
592149	8.500	10.500	1.000	HDSB1	RD	592707	8.188	10.188	1.000	HDS1	R
592161	8.000	10.000	.906	HDSB1	RD	592713	9.375	10.625	.625	HS6	R
592180	8.250	9.500	.625	HS7	R	592714	9.000	11.054	.750	HDS1	R
592199	9.620	10.625	.500	HS7	R	592723	8.250	9.500	.625	HDS1	R
592206	8.625	10.125	.750	HDS1	R			W/4 EA .125 LUGS			
592209	9.500	10.750	.625	HS7	R	592727	9.875	11.500	.750	HDS1	R
592214	9.000	10.625	.625	HDS1	R	592731	9.938	11.438	.750	HS8	R
592217	8.625	10.125	.750	HS7	R	592741	9.250	10.500	.750	HDS2	R
592272	9.750	11.500	.750	HDS1	R	592763	9.875	11.375	.750	HDS2	R
592289	8.875	10.125	.625	HDS1	R	592773	25.980	27.625	1.500	HDS2	R
592327	8.750	10.750	1.375	HDSE1	RR			W/4EA .500 LUGS			
592328	8.000	10.000	1.000	HDSB1	RD	592779	9.000	10.674	.703	HS8	R
592336	8.000	10.000	1.250	HDSA1	RD	592780	8.250	9.500	.875	HDS1	R
592345	9.125	11.125	.813	HDS1	R	□ 592787	335.00	375.00	18.00	HDS1	R
592348	9.250	10.750	.750	HDS2	D	592795	8.858	11.016	.906	HDS1	R
592358	8.625	10.625	.750	HDS2	R	592796	47.375	48.875	.750	HS7	R
592376	8.000	9.250	.625	HS8	R	592798	8.500	10.500	.875	HDSA1	VD
592380	8.250	10.250	1.750	HDSE1	RR	592800	8.125	10.135	.750	HDS1	R
592397	9.438	11.500	1.000	HDS1	R	592816	9.938	12.125	1.000	HDS1	R
592404	8.625	10.125	.625	HS7	R	592817	33.000	35.000	.813	HS7	D
592420	9.625	10.875	.750	HDS2	R	592826	8.063	10.190	.875	HDS1	R
592428	8.750	10.625	.750	HDS1	R	592830	8.375	10.375	.750	HS7	R
592433	8.625	10.625	.750	HDS1	R	592835	8.250	9.500	.625	HDS2	R
592452	9.250	11.000	1.375	HDSA1	RD			W/4 EA .125 LUGS			
592458	8.875	10.125	.625	HS7	R	592845	28.000	29.500	.750	HDS2	R
592459	8.875	10.125	.625	HS8	R	592847	9.875	11.875	1.000	HDSA2	RD
592462	9.375	11.375	.750	HDS1	D	592858	9.250	11.250	.750	HS8	R
592463	9.938	12.000	.750	HDS1	D	592865	15.313	17.313	.813	HDSA2	RD
592464	8.875	11.250	.875	HDSA1	RD	□ 592869	320.00	350.00	18.00	HDS1	R
592480	8.500	10.000	.750	HDS1	R	592879	45.000	47.000	.813	HDS1	R
592483	8.750	10.750	.750	HDS1	R	592880	51.000	53.000	.813	HDS1	R
592488	8.500	10.500	.875	HDSA1	RD	592914	9.000	11.062	.750	HDS1	R
592492	8.750	10.750	.875	HDSA1	RD	592915	11.417	12.984	.630	HDS1	R
592493	8.000	10.000	.875	HDS2	D	592917	9.842	11.016	.630	HDS1	R
592501	9.750	11.125	.750	HDS2	R	592920	13.125	15.125	.750	HS8	R
592514	9.000	10.187	.625	HDS2	R	592934	16.250	3.063	3.500	CT4	R
□ 592515	220.00	260.00	16.00	HDS1	R			BORE DIA. IS SHOULDER WIDTH			
592519	6.750	8.000	.625	HS8	R	592939	18.500	20.500	.875	HDS2	D
592520	9.625	11.125	.625	HS7	R	592942	8.250	9.500	.625	HDS2	D
592529	9.938	11.438	.750	HS7	R	□ 592944	454.03	504.83	19.05	HDS1	R
592546	9.375	11.375	1.000	HS8	R			W/SS CASE			
592556	8.250	10.250	.750	HS8	R	□ 592964	240.00	300.00	25.00	HDS1	R
		W/HOOK & EYE SPRING CONNECTOR				592982	8.000	11.000	1.000	HDS1	R
592562	9.250	11.500	.875	HDS1	R	592988	9.750	10.750	.500	HS7	R
592572	8.500	10.500	.750	HDS1	R	592991	8.875	10.375	.750	HS8	R
592576	8.625	10.750	.875	HDS1	R	593020	8.500	9.750	.625	HDS1	R
592580	9.063	11.214	1.000	HDSA1	RD	593037	14.000	.938	1.375	CT1	R
592581	9.000	10.250	.625	HS7	R			BORE DIA. IS SHOULDER WIDTH W/BUTT JOINT			

Numerical — complete index

Stock no.	Shaft	Bore	Width of seal	Type and style	Lip code	Stock no.	Shaft	Bore	Width of seal	Type and style	Lip code	
593047	43.500	45.500	.875	HDS1	R	593374	9.438	11.500	.875	HDS3	D	
	W/6 EA .125 LUGS											
593053	9.750	11.000	.875	HDSA1	RD	593375	9.500	10.750	.625	HDS3	D	
593081	9.500	11.500	1.250	HDS1	RR		W/4 EA .500 ADJ. LUGS					
593129	9.438	11.250	.625	HDS1	R	593376	9.500	10.750	.625	HS8	R	
593133	9.500	11.000	.625	HDS2	R	W/HOOK & EYE SPRING CONNECTOR						
593138	9.000	10.500	.625	HDS2	D	593378	9.500	11.250	.625	HDS3	D	
□ 593171	380.00	27.00	38.10	CT1	R	W/4 EA .500 ADJ. LUGS						
	BORE DIA. IS SHOULDER WIDTH W/BUTT JOINT						593380	9.625	10.875	.750	HDS3	D
593177	9.750	11.250	.750	HS7	R	W/4 EA .500 ADJ. LUGS						
593180	44.000	1.063	1.500	CT1	R	593382	9.750	11.000	.625	HS8	R	
	BORE DIA. IS SHOULDER WIDTH						W/HOOK & EYE SPRING CONNECTOR					
593198	8.125	9.378	.625	HDS1	R	593384	9.750	11.250	.625	HDS3	D	
593212	8.375	10.500	.875	HDS1	R	W/4 EA .500 ADJ. LUGS						
593239	8.125	10.000	.625	HDS2	R	593385	9.750	11.250	.625	HS7	R	
593263	9.250	11.250	1.375	HDSE2	RR	593386	9.750	11.250	.625	HS8	R	
593285	36.563	.688	1.125	CT1	R	W/HOOK & EYE SPRING CONNECTOR						
	BORE DIA. IS SHOULDER WIDTH						593387	9.750	11.500	.750	HDS3	D
593302	9.063	10.750	.625	HDS1	R	W/4 EA .500 ADJ. LUGS						
593312	9.250	11.250	.875	HDSA1	VD	593388	9.750	11.750	.750	HDS3	D	
593315	15.000	16.500	1.250	HDS1	VV	W/4 EA .500 ADJ. LUGS						
593340	8.125	10.125	.625	HDS3	D	593389	9.875	11.875	.688	HDS3	D	
	W/4 EA .500 ADJ. LUGS						W/4 EA .500 ADJ. LUGS					
593342	8.250	9.500	.625	HS8	R	593392	8.500	10.500	.625	HS8	R	
W/HOOK & EYE SPRING CONNECTOR						593393	W/HOOK & EYE SPRING CONNECTOR					
593344	8.250	11.500	.750	HDS3	D	8.750 10.000 .625 HS8						
W/4 EA .500 ADJ. LUGS						W/HOOK & EYE SPRING CONNECTOR						
593345	8.375	10.375	.750	HDS3	D	593394	8.875	10.125	.625	HS8	R	
W/4 EA .500 ADJ. LUGS						W/HOOK & EYE SPRING CONNECTOR						
593346	8.375	10.375	.750	HS8	R	593395	9.000	10.250	.625	HS8	R	
W/HOOK & EYE SPRING CONNECTOR						W/HOOK & EYE SPRING CONNECTOR						
593349	8.500	10.500	.625	HS7	R	593396	9.000	10.500	.625	HS8	R	
593350	8.625	10.625	.625	HDS3	D	W/HOOK & EYE SPRING CONNECTOR						
W/4 EA .500 ADJ. LUGS						593397	9.375	10.625	.625	HS8	R	
593351	8.750	10.000	.625	HDS3	D	W/HOOK & EYE SPRING CONNECTOR						
W/4 EA .500 ADJ. LUGS						593398	9.500	10.500	.500	HS8	R	
593352	8.750	10.250	.688	HDS3	D	W/HOOK & EYE SPRING CONNECTOR						
W/4 EA .500 ADJ. LUGS						593428	9.750	11.000	1.000	HDSA1	DD	
593353	8.750	10.750	.750	HDS3	D	593434	8.250	10.385	.875	HDS1	R	
W/4 EA .500 ADJ. LUGS						□ 593438	210.00	245.00	16.00	HDS1	R	
593354	8.875	10.875	.750	HDS3	D	593446	8.000	10.000	.750	HDS2	R	
W/4 EA .500 ADJ. LUGS						593460	9.016	10.236	.625	HS8	R	
593355	8.875	11.000	.875	HDS3	D	593467	9.250	11.250	.625	HDS2	R	
W/4 EA .500 ADJ. LUGS						593487	8.688	10.500	.625	HDS1	R	
593357	9.000	10.000	.625	HS8	R	□ 593489	224.00	260.00	16.00	HDS1	R	
W/HOOK & EYE SPRING CONNECTOR						593492	9.750	11.000	.625	HDS2	R	
593362	9.000	11.000	.625	HS8	R	W/4 EA .375 LUGS						
W/HOOK & EYE SPRING CONNECTOR						593499	12.500	14.500	.750	HDS2	R	
593363	9.125	10.625	.688	HDS3	D	593511	8.250	10.000	.750	HDS2	R	
W/4 EA .500 ADJ. LUGS						593517	13.500	15.500	1.250	HDSB1	VD	
593365	9.250	10.500	.625	HDS3	D	□ 593525	1270.00	20.62	25.40	CT3	R	
W/4 EA .500 ADJ. LUGS						BORE DIA. IS SHOULDER WIDTH W/BUTT JOINT						
593366	9.250	10.500	.625	HS8	R	593526	15.313	.688	.875	CT3	R	
W/HOOK & EYE SPRING CONNECTOR						BORE DIA. IS SHOULDER WIDTH W/BUTT JOINT						
593368	9.250	11.000	.750	HDS3	D	□ 593546	230.00	285.00	23.00	HDS1	R	
W/4 EA .500 ADJ. LUGS						593564	42.563	.813	1.000	CT3	R	
593369	9.250	11.250	.750	HDS3	D	BORE DIA. IS SHOULDER WIDTH W/BUTT JOINT						
W/4 EA .500 ADJ. LUGS						593604	26.911	2.438	2.875	CT4	R	
593370	9.250	11.250	.750	HS7	R	BORE DIA. IS SHOULDER WIDTH						
593371	9.250	11.500	.875	HDS3	D	593606	36.000	.688	1.125	CT1	R	
W/4 EA .500 ADJ. LUGS						BORE DIA. IS SHOULDER WIDTH W/BUTT JOINT						
593372	9.375	10.625	.625	HDS3	D	593607	9.134	10.624	.688	HDS2	D	
W/4 EA .500 ADJ. LUGS						593611	9.750	11.000	.625	HDS2	R	
593373	9.375	11.375	.750	HDS3	D	593624	14.500	15.906	.770	HS8	R	
W/4 EA .500 ADJ. LUGS						W/HOOK & EYE SPRING CONNECTOR						

*Contact manufacturer for availability
Bold numbers are preferred designs

□ Metric numbers

† Includes Bore-Tite on O.D.
▲ WasteWatcher numbers

Numerical — complete index

Stock no.	Shaft	Bore	Width of seal	Type and style	Lip code	Stock no.	Shaft	Bore	Width of seal	Type and style	Lip code	
593625	9.250	11.250	.625	HS7	R	□ 594241	533.00	20.65	31.75	CT1	R	
593629	11.750	.688	1.125	CT1	R		BORE DIA. IS SHOULDER WIDTH					
	BORE DIA. IS SHOULDER WIDTH W/BUTT JOINT					594250	15.250	.688	1.125	CT1	R	
□ 593637	185.00	24.99	30.00	CT1	R		BORE DIA. IS SHOULDER WIDTH					
	BORE DIA. IS SHOULDER WIDTH W/BUTT JOINT					□ 594271	220.00	260.00	20.00	HDS1	R	
593644	8.250	10.250	.750	HDS2	D	□ 594272	280.00	330.00	24.00	HDS1	R	
593646	9.750	11.000	.625	HDS2	D	594292	9.625	11.625	1.500	HDSE1	RR	
593650	12.000	13.500	.750	HS9	R		W/8 EA LUBE HOLES					
593659	9.625	11.625	1.000	HDSC1	RD	594316	76.000	78.000	.813	HS8	R	
593666	9.500	11.500	.625	HDS2	D	594318	8.500	10.000	.625	HS8	R	
593667	9.500	11.500	1.250	HDSA2	DD	594326	14.000	15.000	.625	HS8	V	
593729	9.000	10.250	.625	HDS2	D	594327	12.750	14.250	.625	HS8	V	
	W/4 EA .500 LUGS					594330	12.100	14.000	1.250	HDSB1	R	
593740	8.500	10.000	.625	HDS2	D	594333	8.750	10.250	.875	HDSC1	RD	
593743	9.000	10.500	.625	HDS2	R	594334	6.625	.688	1.125	CT1	R	
□ 593764	1260.00	1300.00	18.00	HDS1	R		BORE DIA. IS SHOULDER WIDTH					
593768	8.500	9.750	.625	HDS2	D	594341	7.087	8.087	.500	HS8	V	
593779	8.875	10.125	.625	HDS2	D	594343	8.500	.813	1.000	CT3	R	
593782	8.500	10.000	.625	HDS2	R		BORE DIA. IS SHOULDER WIDTH W/BUTT JOINT					
593789	20.000	21.500	.875	HDSA1	VD	594356	21.500	23.500	1.000	HDSA1	RD	
593810	23.000	24.500	.875	HDSC1	DD	594360	21.750	23.250	.625	HS8	R	
593855	8.540	9.750	.625	HDS2	D	594361	24.000	25.500	.750	HS8	R	
593880	22.000	24.000	1.250	HDS2	D	594362	25.000	27.000	.875	HS8	R	
593894	9.438	10.635	.750	HDS1	R	594364	9.875	11.375	.750	HDS2	R	
593907	8.625	10.000	.625	HDS1	R		W/4 EA .500 ADJ. LUGS					
593936	9.790	11.125	.625	HDS2	D	594369	10.750	.688	1.125	CT1	R	
593949	32.375	.813	1.250	CT1	R		BORE DIA. IS SHOULDER WIDTH W/BUTT JOINT					
	BORE DIA. IS SHOULDER WIDTH W/BUTT JOINT					594375	25.000	26.500	.750	HS8	D	
593959	22.000	25.750	1.250	HDS2	R	594376	11.500	12.750	.625	HDS2	R	
593960	22.000	26.000	1.750	HDS2	R	594395	41.250	.688	.875	CT3	R	
593975	8.750	10.625	.750	HDS2	R		BORE DIA. IS SHOULDER WIDTH W/BUTT JOINT					
594007	9.000	11.000	1.250	HDS1	VV	594396	53.000	.813	1.000	CT3	R	
594025	15.000	.688	1.125	CT1	R		BORE DIA. IS SHOULDER WIDTH					
	BORE DIA. IS SHOULDER WIDTH					□ 594397	240.00	270.00	16.00	HDS2	R	
594057	13.375	14.875	.625	HS8	R		W/6 EA 3.20MM LUGS					
594059	24.000	.813	1.000	CT3	R	□ 594431	600.00	18.90	30.00	CT1	R	
	BORE DIA. IS SHOULDER WIDTH W/BUTT JOINT						BORE DIA. IS SHOULDER WIDTH					
594080	9.688	10.875	.625	HDS1	R	594432	15.500	.688	.875	CT3	R	
594082	163.078	.813	1.250	CT1	R		BORE DIA. IS SHOULDER WIDTH					
	BORE DIA. IS SHOULDER WIDTH W/BUTT JOINT					594494	42.000	1.063	1.500	CT4	R	
594083	103.000	.813	1.250	CT1	R		BORE DIA. IS SHOULDER WIDTH W/BUTT JOINT					
	BORE DIA. IS SHOULDER WIDTH W/BUTT JOINT					594502	9.500	10.500	.500	HS8	V	
594084	25.625	27.750	1.000	HDSA1	VL	594503	8.500	9.500	.500	HS7	V	
594110	13.813	1.063	1.500	CT1	R	594508	7.438	8.438	.500	HS8	V	
	BORE DIA. IS SHOULDER WIDTH W/BUTT JOINT					594528	9.435	10.500	.625	HS7	R	
594146	9.563	10.563	.500	HS8	D	594536	6.614	7.638	.512	HS8	D	
	W/HOOK & EYE SPRING CONNECTOR					594641	9.000	10.500	.625	HS5	R	
594163	59.000	1.188	1.625	CT4	R	594648	7.000	1.063	1.500	CT1	R	
	BORE DIA. IS SHOULDER WIDTH W/BUTT JOINT						BORE DIA. IS SHOULDER WIDTH W/BUTT JOINT					
594181	19.500	.688	1.125	CT1	R	594653	15.313	.750	.938	CT3	R	
	BORE DIA. IS SHOULDER WIDTH						BORE DIA. IS SHOULDER WIDTH W/BUTT JOINT					
594186	8.345	10.750	1.250	HDS1	R	594654	17.688	.750	.938	CT3	R	
□ 594190	389.99	20.62	25.40	CT3	R		BORE DIA. IS SHOULDER WIDTH W/BUTT JOINT					
	BORE DIA. IS SHOULDER WIDTH					594681	16.813	.813	1.000	CT3	R	
594196	14.000	16.000	.625	HS8	R		BORE DIA. IS SHOULDER WIDTH W/BUTT JOINT					
	W/HOOK & EYE SPRING CONNECTOR					□ 594732	250.00	280.00	15.00	HS8	R	
594197	15.000	17.000	.625	HS8	R	□ 594734	300.00	19.23	24.00	CT3	R	
	W/HOOK & EYE SPRING CONNECTOR						BORE DIA. IS SHOULDER WIDTH					
594200	10.500	11.500	.500	HS8	V	594740	15.000	16.000	.350	HD1	D	
594201	21.000	23.000	.813	HS8	V		QUILL WIPER					
594202	36.563	2.523	2.960	CT4	R	594744	7.000	8.250	.625	HDS1	R	
	BORE DIA. IS SHOULDER WIDTH					594745	8.500	9.500	.500	HS8	V	
594211	7.480	8.480	.500	HS8	D	594753	9.938	11.188	.625	HS8	R	
594222	13.500	15.500	.813	HS8	R	594760	6.438	7.688	.625	HS7	R	
	W/HOOK & EYE SPRING CONNECTOR											

Numerical — complete index

Stock no.	Shaft	Bore	Width of seal	Type and style	Lip code	Stock no.	Shaft	Bore	Width of seal	Type and style	Lip code
594768	7.000	8.250	.625	HS6	R	□595110	410.00	12.50	23.83	CT1	R
	W/HOOK & EYE SPRING CONNECTOR										
□594770	530.00	575.00	20.00	HS5	R		BORE DIA. IS SHOULDER WIDTH W/BUTT JOINT				
□594780	240.00	23.80	28.57	CT3	R	□595118	978.00	1018.00	18.00	HS5	R
	BORE DIA. IS SHOULDER WIDTH										
□594784	655.00	28.91	40.00	CT4	R	□595122	250.00	285.00	16.00	HDS2	D
	BORE DIA. IS SHOULDER WIDTH										
□594785	825.00	17.48	28.57	CT1	R	595126	6.000	7.702	.734	HS8	R
	BORE DIA. IS SHOULDER WIDTH W/BUTT JOINT										
594799	32.500	.500	.688	CT3	R	595127	8.875	10.125	.875	HDSA2	DD
	BORE DIA. IS SHOULDER WIDTH W/BUTT JOINT										
□594814	300.00	19.23	24.00	CT3	R	595130	9.375	11.375	.875	HDS1	V
	BORE DIA. IS SHOULDER WIDTH W/BUTT JOINT										
594828	6.625	8.125	.875	HDSA2	V	□595139	200.00	230.00	15.87	HDS1	R
594829	9.000	10.125	.625	HS8	R	595145	7.875	9.375	.625	HDS2	D
594846	7.000	8.500	.750	HS6	R		W/SPARK FREE I.D.				
	W/HOOK & EYE SPRING CONNECTOR										
□594849	410.00	454.00	20.00	HS5	R	595146	7.750	9.250	.625	HDS2	D
594850	11.500	13.250	.750	HS5	R		W/SPARK FREE I.D.				
594856	29.000	.688	.875	CT3	R	□595165	240.00	270.00	15.00	HS8	R
	BORE DIA. IS SHOULDER WIDTH										
□594857	190.00	230.00	16.00	HS8	R	□595167	778.00	818.00	20.50	HS5	D
□594874	573.00	18.99	31.97	CT1	R	□595168	712.00	757.00	20.50	HS5	D
	BORE DIA. IS SHOULDER WIDTH										
594889	10.000	12.000	.625	HS8	V	□595169	490.00	530.00	20.50	HS5	D
594890	6.750	8.250	.750	HS8	R	595175	14.361	15.748	.709	HS4	R
□594897	240.00	280.00	16.00	HDS2	D	595181	11.500	12.500	.500	HS5	R
594902	8.500	10.500	1.000	HDSA2	VD	□595185	186.00	226.00	16.00	HS8	R
594903	9.000	11.000	1.000	HDSA2	VD	595189	9.063	10.300	.625	HDS1	R
594906	9.688	11.500	.625	HDS3	D	□595190	240.00	279.00	22.00	HS5	R
	W/4 EA .500 ADJ. LUGS										
□594916	185.00	220.00	12.70	HS8	R	□595191	350.00	400.00	25.40	HS5	R
□594917	220.00	260.00	14.27	HS8	R	□595192	520.00	570.00	24.00	HS5	R
594926	106.000	107.000	.500	HS8	R	□595193	280.00	325.00	24.00	HS5	R
594934	8.750	10.250	.625	HDS1	R	□595194	400.00	450.00	25.00	HS5	R
594935	8.000	9.000	.625	HS8	V	□595195	230.00	269.00	22.00	HS5	R
594939	8.750	10.000	.750	HDS1	V	□595196	215.00	270.00	23.00	HDS2	R
594941	8.500	10.000	.500	HS8	D	□595199	480.00	530.00	25.00	HS5	R
594954	15.250	.688	1.125	CT1	R	□595203	250.00	310.00	25.00	HDS1	R
	BORE DIA. IS SHOULDER WIDTH W/BUTT JOINT										
594967	8.500	10.500	.625	HDS2	V	595206	6.875	8.125	.625	HS8	R
594972	7.000	8.375	.688	HS8	R	595207	7.625	8.875	.625	HS8	R
594974	9.750	11.125	.875	HDSA2	D	595208	125.000	126.250	.625	HS8	R
594975	7.000	8.375	.625	HS8	R	□595210	2850.00	2900.00	20.62	HS8	D
595004	8.938	9.938	.625	HS7	R	□595211	3000.00	3050.00	20.62	HS8	D
595012	7.250	8.250	.500	HS8	R	595214	171.900	173.876	.812	HS8	R
595014	6.750	8.000	.625	HS8	V	□595215	1055.00	1100.00	25.00	HS5	D
595016	36.750	1.063	1.500	CT1	R	595219	9.844	11.409	.875	HDSC2	R
	BORE DIA. IS SHOULDER WIDTH										
595022	8.000	9.000	.500	HS8	V	595248	9.000	10.250	.625	HS8	V
595036	8.000	9.750	.750	HDS2	V	□595249	225.00	257.00	16.00	HDS1	R
595042	8.750	10.000	.625	HS8	D	595267	7.000	8.500	.625	HDS2	R
595044	20.000	22.000	.500	HS5	R	595276	9.063	11.214	1.257	HDS2	DD
595055	5.500	6.750	.750	HS7	R	595279	8.500	9.750	.625	HDS1	D
□595058	235.00	270.00	16.00	HDS2	R		W/ LT. SPRING				
595063	7.875	9.375	1.281	HDSE1	RR	□595291	400.00	444.00	20.00	HS5	R
□595073	170.00	200.00	16.00	HS8	V	□595294	160.00	200.00	15.88	HS8	D
□595075	220.00	250.00	15.00	HS8	R		W/ LT. SPRING				
595079	6.250	1.000	1.437	CT1	R	□595298	240.00	270.00	16.00	HDS2	V
	BORE DIA. IS SHOULDER WIDTH										
595093	7.000	8.000	.500	HS8	V		W/4 EA 3.20MM LUGS				
□595101	200.00	238.10	19.10	HS8	R	595304	8.500	9.750	.625	HS7	R
595106	9.875	11.875	1.000	HDS2	R	□595315	240.00	290.00	20.00	HDS1	R
595109	7.086	.688	.876	CT3	R	□595319	220.00	260.00	22.00	HDS2	D
	BORE DIA. IS SHOULDER WIDTH W/BUTT JOINT										
						595322	16.250	.813	1.250	CT1	R
							BORE DIA. IS SHOULDER WIDTH				
						595323	7.188	8.640	.625	HS7	R
						595326	8.000	10.000	.750	HS6	R
						595327	8.000	10.000	.750	HS8	R
							W/HOOK & EYE SPRING CONNECTOR				
						595328	8.188	10.000	.750	HDS2	R
						595331	9.250	10.438	.875	HDSA1	VD
						595348	7.250	8.750	.625	HDS2	R
						□595371	250.00	280.00	16.00	HDS2	D
						□595373	1612.00	20.65	25.40	CT3	R
							BORE DIA. IS SHOULDER WIDTH				
						595376	8.250	11.500	.750	HDS2	D
						595389	6.750	7.750	.625	HDS1	R

★Contact manufacturer for availability
Bold numbers are preferred designs

□ Metric numbers

† Includes Bore-Tite on O.D.
 ▲ WasteWatcher numbers

Numerical — complete index

Stock no.	Shaft	Bore	Width of seal	Type and style	Lip code	Stock no.	Shaft	Bore	Width of seal	Type and style	Lip code
595404	8.000	9.500	.625	HS5	R	595718	9.000	10.500	.750	HDS2	R
<input type="checkbox"/> 595408	200.00	240.00	20.00	HDS2	R		W/4 EA .250 LUGS				
<input type="checkbox"/> 595409	200.00	255.00	22.00	HDS2	R	595732	8.000	9.375	.750	HDS1	R
<input type="checkbox"/> 595410	210.00	265.00	23.00	HDS2	R	595752	8.900	10.625	.625	HDS1	R
<input type="checkbox"/> 595411	224.00	274.00	20.00	HDS2	R	595761	7.125	8.125	.500	HS5	R
<input type="checkbox"/> 595412	230.00	285.00	23.00	HDS2	R	595762	6.750	8.125	.750	HS8	R
<input type="checkbox"/> 595413	238.00	290.00	25.40	HDS2	R	<input type="checkbox"/> 595763	250.00	280.00	16.00	HDS2	R
	W/6 EA 12.70MM ADJ. LUGS					<input type="checkbox"/> 595792	250.00	290.00	16.00	HDS1	R
<input type="checkbox"/> 595414	245.00	305.00	28.00	HDS2	R	595810	9.688	10.875	.625	HDS1	D
<input type="checkbox"/> 595415	250.00	285.00	16.00	HDS2	R	595813	7.750	8.750	.625	HS5	D
595431	9.500	11.500	1.000	HS8	R	595822	7.500	8.750	.625	HS5	D
595437	8.000	10.000	1.375	HDSE2	R	595826	6.000	7.000	.625	HSF1	R
	W/8 EA LUBE HOLE					<input type="checkbox"/> 595831	250.00	280.00	16.00	HDS1	V
595438	9.000	11.000	.750	HDS2	H	<input type="checkbox"/> 595847	250.00	290.00	16.50	HDS3	D
595455	20.313	.750	.938	CT3	R		W/6 EA 12.70MM ADJ. LUGS				
	BORE DIA. IS SHOULDER WIDTH W/BUTT JOINT					<input type="checkbox"/> 595851	220.00	260.00	22.00	HDS2	V
595457	8.500	9.750	.625	HS8	R	595873	16.000	17.000	.500	HS5	D
	W/HOOK & EYE SPRING CONNECTOR					<input type="checkbox"/> 595880	210.00	245.00	16.00	HDS1	V
<input type="checkbox"/> 595464	240.00	23.82	29.00	CT3	R	595881	53.000	54.875	.813	HS4	R
	BORE DIA. IS SHOULDER WIDTH W/BUTT JOINT					595888	8.000	10.000	.688	HS8	R
595473	8.500	10.000	.625	HDS1	V		W/HOOK & EYE SPRING CONNECTOR				
595474	7.750	9.250	.625	HDS1	V	595909	9.500	11.500	1.000	HDS1	R
595475	7.875	9.375	.625	HDS1	V		W/4 EA .375 LUGS				
595476	9.625	10.625	.500	HS8	V	595922	9.500	10.750	.625	HDS2	D
	W/HOOK & EYE SPRING CONNECTOR					<input type="checkbox"/> 595930	240.00	275.00	16.00	HDS2	D
595485	9.000	10.187	.625	HDS2	V	<input type="checkbox"/> 595932	170.00	210.00	16.00	HDS1	R
595493	8.500	10.500	.625	HS8	H	595943	18.875	.750	.938	CT3	R
	W/HOOK & EYE SPRING CONNECTOR						BORE DIA. IS SHOULDER WIDTH W/BUTT JOINT				
595513	8.500	9.750	.870	HDSA2	D	595958	6.875	8.375	.750	HS7	R
595514	9.750	11.250	.875	HDSA2	D	<input type="checkbox"/> 595998	230.00	265.00	16.00	HDS1	R
595527	8.500	10.000	1.250	HDS1	DD		W/4 EA 12.70MM ADJ. LUGS				
	W/LUBE HOLES ON O.D.					<input type="checkbox"/> 595999	220.00	255.00	16.00	HDS1	R
595529	9.438	11.250	.625	HDS3	D		W/4 EA 12.70MM ADJ. LUGS				
	W/4 EA .500 ADJ. LUGS					<input type="checkbox"/> 596014	240.00	275.00	16.00	HDS1	R
595530	9.750	10.750	.500	HS6	R		W/4 EA 12.70MM ADJ. LUGS				
	W/HOOK & EYE SPRING CONNECTOR					<input type="checkbox"/> 596016	230.00	270.00	16.00	HDS1	R
595536	9.000	10.500	.750	HS8	D	596043	6.438	7.688	.625	HS5	R
595566	8.625	10.125	.609	HS5	R	<input type="checkbox"/> 596044	420.00	460.00	20.00	HDS1	V
595568	9.750	11.750	1.000	HDSA1	D	<input type="checkbox"/> 596045	500.00	560.00	18.00	HDS1	V
<input type="checkbox"/> 595573	240.00	280.00	23.00	HDSA1	R		W/6 EA 12.70MM ADJ. LUGS				
<input type="checkbox"/> 595577	240.00	270.00	16.00	HDS2	D	<input type="checkbox"/> 596046	600.00	660.00	18.00	HDS1	V
595604	9.500	1.063	1.500	CT1	R		W/6 EA 12.70MM ADJ. LUGS				
	BORE DIA. IS SHOULDER WIDTH W/BUTT JOINT					596047	27.953	29.921	.787	HS8	D
595613	9.500	.688	1.125	CT1	R	<input type="checkbox"/> 596048	220.00	260.00	15.00	HS8	R
	BORE DIA. IS SHOULDER WIDTH					<input type="checkbox"/> 596050	3810.00	20.65	31.75	CT3	R
595617	7.250	8.750	.625	HDS1	V		BORE DIA. IS SHOULDER WIDTH W/BUTT JOINT				
	W/4 EA .250 LUGS					596054	8.661	9.661	.500	HS6	V
595635	23.250	.813	1.250	CT1	R		W/HOOK & EYE SPRING CONNECTOR				
	BORE DIA. IS SHOULDER WIDTH W/BUTT JOINT					596055	11.811	12.811	.500	HS6	V
595636	33.250	.813	1.250	CT1	R		W/HOOK & EYE SPRING CONNECTOR				
	BORE DIA. IS SHOULDER WIDTH W/BUTT JOINT					596061	8.875	10.375	.625	HS8	V
595637	18.750	.813	1.250	CT1	R	596062	9.840	11.020	.625	HS8	V
	BORE DIA. IS SHOULDER WIDTH W/BUTT JOINT					<input type="checkbox"/> 596075	519.00	560.00	25.00	HS5	D
595643	7.188	8.640	.625	HS5	R	596076	7.025	8.500	.625	HDS2	V
<input type="checkbox"/> 595651	224.00	260.00	16.00	HDS2	R	596078	7.938	9.500	.625	HDS2	V
<input type="checkbox"/> 595668	240.00	280.00	20.00	HS7	R	596079	7.875	9.500	.625	HDS2	V
595670	36.563	.815	.875	CT1	R	596080	7.835	9.500	.625	HDS2	V
	BORE DIA. IS SHOULDER WIDTH W/BUTT JOINT					596098	12.625	1.063	1.500	CT1	R
595675	8.250	9.500	.625	HDS1	R		BORE DIA. IS SHOULDER WIDTH W/BUTT JOINT				
<input type="checkbox"/> 595680	325.00	368.00	20.00	HS5	R	596110	10.438	1.063	1.500	CT1	R
<input type="checkbox"/> 595681	310.00	354.00	20.00	HS5	R		BORE DIA. IS SHOULDER WIDTH				
595683	9.000	10.125	.625	HS8	R	596111	8.375	9.875	.687	HDS1	R
595687	25.500	27.500	1.000	HS5	R	596128	7.188	8.640	.625	HDS2	R
<input type="checkbox"/> 595693	200.00	238.00	19.00	HS6	R	<input type="checkbox"/> 596132	150.00	180.00	15.88	HS8	R

Numerical — complete index

Stock no.	Shaft	Bore	Width of seal	Type and style	Lip code	Stock no.	Shaft	Bore	Width of seal	Type and style	Lip code	
596161	6.000	.687	.875	CT3	R	596570	22.750	.938	1.375	CT1	R	
	BORE DIA. IS SHOULDER WIDTH W/BUTT JOINT							BORE DIA. IS SHOULDER WIDTH W/BUTT JOINT				
596174	8.653	10.039	.630	HDS1	R	596571	20.500	.813	1.000	CT3	R	
*596179	17.000	18.500	.625	HDS7	R		BORE DIA. IS SHOULDER WIDTH W/BUTT JOINT					
596180	19.250	20.750	.625	HDS7	R	□ 597284	220.00	255.00	18.00	HDS2	R	
□596185	210.00	240.00	20.00	HDS1	V	□ 597287	240.00	275.00	18.00	HDS2	R	
596196	8.500	10.000	.875	HDSA1	V	□597293	230.00	260.00	15.00	HDS7	R	
596198	8.375	9.750	.750	HDS7	R	597304	5.750	7.202	.750	HS6	R	
596199	9.000	10.498	.750	HDS7	R	597334	6.250	1.000	1.437	CT1	R	
	W/4 EA .250 LUGS						BORE DIA. IS SHOULDER WIDTH W/BUTT JOINT					
596200	9.000	10.498	.750	HDS7	R	□597336	2900.00	2959.00	17.33	HS6	R	
596207	7.938	9.500	.625	HDS2	R	597343	9.000	10.500	.875	HDSA1	RD	
□ 596225	220.00	250.00	16.00	HS8	D	700036	.258	.449	.109	BV	R	
596227	9.000	10.750	.250	HD1	D	700054	.313	.500	.094	BV	R	
	QUILL WIPER						700101	.438	.688	.125	BV	R
596233	8.813	10.125	.625	HDS3	D	701084	1.000	1.313	.156	BV	D	
	W/4 EA .500 ADJ. LUGS						702011	1.750	2.125	.188	BV	D
□ 596239	250.00	290.00	15.88	HS8	R	702028	2.000	2.375	.188	BV	D	
□596289	2500.00	20.73	25.50	CT3	R	703023	3.000	3.438	.219	BV	D	
	BORE DIA. IS SHOULDER WIDTH W/BUTT JOINT						704009	4.000	4.500	.250	BV	R
□596290	3980.00	20.73	25.50	CT3	R	*705012	5.125	5.750	.313	BV	R	
	BORE DIA. IS SHOULDER WIDTH W/BUTT JOINT						709001	.500	.802	.203	WS	R
□596296	200.00	240.00	16.00	HDS1	H	709002	.625	.927	.203	WS	R	
□596309	245.00	290.00	15.00	HS4	V	709003	.688	.990	.203	WS	R	
□ 596324	220.00	260.00	16.00	HS8	R	709004	.750	1.052	.203	WS	R	
596327	48.000	.812	1.000	CT3	R	709005	.875	1.240	.219	WS	R	
	BORE DIA. IS SHOULDER WIDTH W/BUTT JOINT						709006	1.000	1.365	.219	WS	R
□596335	230.00	260.00	16.00	HDS1	R	709007	1.125	1.490	.219	WS	R	
□596344	235.00	270.00	16.00	HDS7	H	709008	1.250	1.615	.219	WS	R	
□596345	235.00	270.00	15.00	HDS7	H	709009	1.375	1.740	.219	WS	R	
596346	8.071	9.843	.630	HDS1	R	709010	1.500	1.865	.219	WS	R	
596362	6.438	7.688	.625	HS8	R	709011	1.625	1.990	.219	WS	R	
596375	7.750	9.250	1.250	HDSE2	VV	709012	1.750	2.115	.219	WS	R	
□596382	290.00	350.00	25.00	HDS7	R	709014	2.000	2.365	.219	WS	R	
□596393	364.00	406.00	17.00	HDS7	D	709015	2.125	2.490	.219	WS	R	
596394	9.055	10.236	.591	HDS1	V	709016	2.250	2.745	.281	WS	R	
596400	42.000	3.313	3.750	CT4	R	709018	2.500	2.995	.281	WS	R	
	BORE DIA. IS SHOULDER WIDTH W/BUTT JOINT						709019	2.750	3.245	.281	WS	R
596405	77.500	2.938	3.375	CT4	R	709020	3.000	3.495	.281	WS	R	
	BORE DIA. IS SHOULDER WIDTH W/BUTT JOINT						709021	3.250	3.745	.281	WS	R
596414	10.000	12.000	.625	HS8	V	709022	3.500	3.995	.281	WS	R	
	W/HOOK & EYE SPRING CONNECTOR						709023	3.750	4.245	.281	WS	R
596415	8.500	10.000	.625	HDS7	R	709024	4.000	4.495	.281	WS	R	
596425	7.680	9.250	.500	HS8	R	709025	4.250	4.745	.281	WS	R	
	W/HOOK & EYE SPRING CONNECTOR						709026	4.500	4.995	.281	WS	R
596435	13.125	.687	.875	CT3	R	709029	5.000	5.495	.281	WS	R	
	BORE DIA. IS SHOULDER WIDTH W/BUTT JOINT						709030	5.250	5.745	.281	WS	R
□ 596450	170.00	200.00	15.00	HDS2	R	709031	5.500	5.995	.281	WS	R	
596455	9.750	10.750	.350	HD1	D	709034	6.000	6.495	.281	WS	R	
	QUILL WIPER						710087	2.125	2.500	.188	BV	D
□596462	230.00	260.00	15.88	HDS1	V	710212	.625	.875	.125	BV	R	
596465	6.938	9.000	.625	HDS1	V	*710695	9.313	10.000	.344	BV	D	
596466	9.250	10.500	.625	HDS2	V	710696	.563	.813	.125	BV	R	
□ 596468	210.00	240.00	20.00	HDS2	V	710989	1.250	1.563	.156	BV	R	
596487	9.188	10.938	.750	HDS1	R	711080	1.000	1.250	.125	BV	R	
□596490	310.00	350.00	18.00	HDS3	D	711566	11.250	12.000	.375	BV	R	
	W/4 EA 12.70MM ADJ. LUGS						711800	.125	.313	.094	BV	R
596517	13.250	14.750	.688	HDS2	R	711801	.188	.375	.094	BV	R	
□596518	215.00	248.00	15.00	HDS1	R	711802	.188	.438	.125	BV	R	
□ 596548	230.00	270.00	16.00	HDS2	V	711803	.250	.500	.125	BV	R	
596556	6.938	9.000	.625	HDS1	V	711804	.313	.563	.125	BV	R	
596561	9.750	11.000	.625	HDS7	R	711805	.375	.625	.125	BV	R	
596566	9.500	11.000	.625	HDS7	H	711806	.500	.750	.125	BV	R	
596567	8.000	9.500	.625	HDS7	H	711807	.688	.938	.125	BV	R	
						711809	.813	1.063	.125	BV	R	

*Contact manufacturer for availability
Bold numbers are preferred designs

□ Metric numbers

† Includes Bore-Tite on O.D.
▲ WasteWatcher numbers

Numerical — complete index

Stock no.	Shaft	Bore	Width of seal	Type and style	Lip code	Stock no.	Shaft	Bore	Width of seal	Type and style	Lip code
711810	.875	1.125	.125	BV	R	721503	.625	.875	.125	BV	V
711811	.938	1.188	.125	BV	R	721506	.813	1.063	.125	BV	D
711812	.938	1.250	.156	BV	R	721507	.813	1.063	.125	BV	V
711814	1.063	1.375	.156	BV	R	721508	1.125	1.438	.156	BV	D
711816	1.125	1.438	.156	BV	R	721509	1.875	2.250	.188	BV	D
711817	1.188	1.500	.156	BV	D	721510	.438	.688	.125	BV	D
711818	1.313	1.625	.156	BV	R	★721511	.938	1.188	.125	BV	D
711820	1.438	1.750	.156	BV	R	721512	.313	.563	.125	BV	V
711822	1.500	1.875	.188	BV	R	721513	.500	.750	.125	BV	V
711823	1.625	2.000	.188	BV	D	721514	.875	1.125	.125	BV	V
711824	1.875	2.250	.188	BV	R	721515	1.625	2.000	.188	BV	V
711825	.750	1.000	.125	BV	R	721516	.750	1.000	.125	BV	V
711826	1.375	1.688	.156	BV	D	721517	2.563	3.000	.219	BV	V
711828	2.375	2.750	.188	BV	R	721518	.500	.750	.125	BV	D
711829	2.500	2.875	.188	BV	R	721519	.188	.375	.094	BV	V
711831	2.563	3.000	.219	BV	D	721520	.625	.875	.125	BV	D
711832	2.750	3.188	.219	BV	R	721521	.375	.625	.125	BV	D
711833	2.688	3.125	.219	BV	R	★721522	.188	.375	.094	BV	D
711834	2.813	3.250	.219	BV	D	721523	.125	.313	.094	BV	V
711835	2.938	3.375	.219	BV	R	721524	.875	1.125	.125	BV	D
711836	3.063	3.500	.219	BV	R	721526	.250	.500	.125	BV	V
711838	3.250	3.625	.188	BV	R	721527	.438	.688	.125	BV	V
711839	3.375	3.875	.250	BV	R	721528	.938	1.250	.156	BV	V
711840	3.313	3.750	.219	BV	R	721529	1.000	1.313	.156	BV	V
711841	3.500	4.000	.250	BV	D	721530	1.125	1.438	.156	BV	V
★711844	3.750	4.250	.250	BV	R	721531	1.188	1.500	.156	BV	V
711845	4.250	4.750	.250	BV	R	721532	1.250	1.563	.156	BV	V
711846	4.688	5.250	.281	BV	R	721533	1.375	1.688	.156	BV	V
711848	4.938	5.500	.281	BV	R	721534	2.000	2.375	.188	BV	V
711849	5.000	5.563	.281	BV	D	721535	2.125	2.500	.188	BV	V
711850	5.375	6.000	.313	BV	D	721536	2.250	2.625	.188	BV	V
711851	5.500	6.125	.313	BV	D	721537	2.750	3.188	.219	BV	V
711852	6.375	7.000	.313	BV	D	721538	2.813	3.250	.219	BV	V
711853	7.375	8.000	.313	BV	D	721539	3.000	3.438	.219	BV	V
711854	13.000	14.000	.500	BV	D	721540	3.250	3.625	.188	BV	V
711856	2.250	2.625	.188	BV	R	721541	3.500	4.000	.250	BV	V
711857	4.500	5.000	.250	BV	D	721542	4.000	4.500	.250	BV	V
711878	1.500	1.813	.156	BV	R	721543	4.500	5.000	.250	BV	V
712120	.625	.927	.203	WS	V	721545	5.375	6.000	.313	BV	V
712121	1.000	1.365	.219	WS	V	★721547	6.375	7.000	.313	BV	V
712122	1.375	1.740	.219	WS	V	721548	7.375	8.000	.313	BV	V
712123	1.750	2.115	.219	WS	V	721550	11.000	12.000	.500	BV	V
712124	2.000	2.365	.219	WS	V	★721551	.750	1.000	.125	BV	D
712125	2.500	2.995	.281	WS	V	721552	1.750	2.125	.188	BV	V
712126	3.000	3.495	.281	WS	V	★721555	.688	.938	.125	BV	D
712127	4.500	4.995	.281	WS	V	721556	1.500	1.875	.188	BV	V
712128	5.000	5.495	.281	WS	V	721557	.563	.813	.125	BV	D
712129	5.500	5.995	.281	WS	V	721558	1.000	1.250	.125	BV	V
712130	.625	.875	.125	BV	V	721559	1.313	1.625	.156	BV	V
712131	1.000	1.250	.125	BV	V	721560	1.875	2.250	.188	BV	V
712132	1.375	1.688	.156	BV	V	721563	3.750	4.250	.250	BV	V
★712135	2.500	2.938	.219	BV	V	721564	4.250	4.750	.250	BV	V
712136	3.000	3.438	.219	BV	V	★721565	4.938	5.500	.281	BV	V
712138	5.000	5.563	.281	BV	V	721566	2.500	2.875	.188	BV	V
712542	3.500	3.995	.281	WS	V	721569	.563	.813	.125	BV	V
712548	4.438	5.000	.281	BV	V	721570	.688	.938	.125	BV	V
712549	5.375	6.000	.313	BV	V	721571	1.438	1.750	.156	BV	V
712550	6.375	7.000	.313	BV	V	721572	2.375	2.750	.188	BV	V
712552	9.313	10.000	.344	BV	V	721573	2.688	3.125	.219	BV	V
712564	1.750	2.125	.188	BV	V	721575	3.375	3.875	.250	BV	V
712589	1.000	1.500	.250	BV	R	721578	.125	.313	.094	BV	D
714884	4.000	4.495	.281	WS	V	★721580	.938	1.250	.156	BV	D
★714885	4.000	4.500	.250	BV	V	★721581	1.000	1.250	.125	BV	D
★718053	11.000	12.000	.500	BV	R	★721582	1.063	1.375	.156	BV	D
721502	.375	.625	.125	BV	V	750551	2.500	2.875	.188	BV	D

Numerical — complete index

Stock no.	Shaft	Bore	Width of seal	Type and style	Lip code	Stock no.	Shaft	Bore	Width of seal	Type and style	Lip code
962952	9.625	11.625	1.500	HDSE2	RR	1000560	10.000	12.000	.875	HDS1	R
1000017	10.000	11.000	.500	HS7	R	1000568	10.000	12.000	.875	HS8	D
1000018	10.000	11.000	.562	HS8	R	1000580	10.000	12.000	1.000	HDS1	R
1000025	10.000	12.000	.625	HS7	V	1000582	10.000	12.000	1.000	HDS2	R
1000108	10.000	11.250	.625	HDS1	R	1000588	10.000	12.000	1.000	HS8	R
1000110	10.000	11.250	.625	HDS1	R	1000620	10.000	12.125	.875	HDS1	R
1000111	10.000	11.250	.625	HDS2	R	1000660	10.000	12.250	.875	HDS1	R
1000113	10.000	11.250	.625	HDS1	R	1000740	10.000	12.438	.875	HDS1	R
	W/4 EA .125 LUGS					1000910	10.000	11.250	.875	HDSA1	RD
1000114	10.000	11.250	.625	HDS2	V	1000914	10.000	11.250	.875	HDSA2	V
1000115	10.000	11.250	.625	HDS2	R	1000920	10.000	11.500	1.250	HDSA1	RD
	W/4 EA .125 LUGS					1000940	10.000	11.750	.938	HDSC1	RD
1000116	10.000	11.250	.625	HDS1	V	1000941	10.000	11.750	1.000	HDSC1	RD
	W/6 EA .125 LUGS					1000943	10.000	11.750	.938	HDSC2	DD
1000117	10.000	11.250	.625	HS7	R	1000948	10.000	11.875	1.250	HDSD2	RR
1000118	10.000	11.250	.625	HS8	R	1000950	10.000	12.000	.875	HDSA1	RD
	W/HOOK & EYE SPRING CONNECTOR					1000952	10.000	12.000	1.250	HDSA1	RD
1000119	10.000	11.250	.625	HDS3	D	1000953	10.000	12.000	1.250	HDSB1	RD
	W/4 EA .500 ADJ. LUGS					1000954	10.000	12.000	1.500	HDSA1	RD
1000126	10.000	11.250	.625	HDS2	V	1000955	10.000	12.000	1.250	HDSE1	RR
	W/4 EA .125 LUGS					1000958	10.000	12.000	1.750	HDSD2	RR
1000128	10.000	11.250	.625	HS8	D	1000971	10.000	12.500	1.000	HDSA1	RD
1000129	10.000	11.250	.625	HDS7	R	1006330	10.063	11.688	.750	HDS1	R
1000130	10.000	11.250	.750	HDS1	R	1006332	10.063	11.688	.750	HDS1	R
1000180	10.000	11.375	.750	HDS1	R		W/4 EA .125 LUGS				
1000183	10.000	11.370	.750	HDS2	V	1012334	10.125	11.750	.750	HS8	R
1000230	10.000	11.500	.625	HDS1	R		W/HOOK & EYE SPRING CONNECTOR				
1000232	10.000	11.500	.625	HDS2	R	1012338	10.125	11.750	.750	HS8	R
1000233	10.000	11.500	.625	HDS2	V	1012500	10.120	12.000	1.000	HDS1	R
1000237	10.000	11.500	.625	HS7	R	1013117	10.125	11.375	.625	HS7	R
1000238	10.000	11.500	.625	HS8	R	1013237	10.125	11.625	.625	HS7	R
	W/HOOK & EYE SPRING CONNECTOR					1013240	10.125	11.625	.688	HDS1	R
1000239	10.000	11.500	.625	HDS3	D	1013242	10.125	11.625	.688	HDS2	R
	W/4 EA .500 ADJ. LUGS					1013244	10.125	11.625	.688	HDS1	R
1000240	10.000	11.500	.688	HDS1	R		W/4 EA .125 LUGS				
1000243	10.000	11.500	.688	HDS2	V	1013245	10.125	11.625	.688	HDS2	R
1000250	10.000	11.500	.750	HDS1	R		W/4 EA .125 LUGS				
1000257	10.000	11.500	.750	HS7	R	1013249	10.125	11.625	.688	HDS3	D
1000258	10.000	11.500	.750	HS8	R		W/4 EA .500 ADJ. LUGS				
1000313	10.000	11.250	.625	HDS1	V	1013250	10.125	11.625	.750	HDS1	R
1000330	10.000	11.625	.750	HDS1	R	1013257	10.125	11.625	.750	HS7	R
1000335	10.000	11.687	.750	HDS1	R	1013320	10.125	11.750	.688	HDS1	R
1000360	10.000	11.750	.625	HDS1	R	1013329	10.125	11.750	.688	HDS3	D
1000367	10.000	11.750	.625	HS7	R		W/4 EA .500 ADJ. LUGS				
1000369	10.000	11.750	.625	HDS3	D	1013470	10.125	12.000	.750	HDS1	R
	W/4 EA .500 ADJ. LUGS					1013490	10.125	12.000	1.000	HDS1	R
1000380	10.000	11.750	.750	HDS1	R	1013528	10.125	12.125	.625	HS8	R
1000420	10.000	11.750	1.000	HDS1	R	1013560	10.125	12.125	.875	HDS1	R
1000450	10.000	11.875	.625	HDS1	R	1013620	10.125	12.250	.875	HDS1	R
1000520	10.000	12.000	.625	HDS1	R	1013660	10.125	12.375	.875	HDS1	R
1000523	10.000	12.000	.750	HDS2	V	1013930	10.125	11.750	.938	HDSC1	RD
1000527	10.000	12.000	.625	HS7	R	1016018	10.160	11.160	.500	HS8	R
1000528	10.000	12.000	.625	HS8	R	1018019	10.188	11.188	.500	HS8	D
	W/HOOK & EYE SPRING CONNECTOR					1018452	10.188	12.000	.750	HDS2	V
1000529	10.000	12.000	.625	HDS3	D	1019017	10.188	11.188	.500	HS7	R
	W/4 EA .500 ADJ. LUGS					1019018	10.188	11.188	.500	HS8	R
1000530	10.000	12.000	.688	HDS1	R	1019110	10.188	11.438	.625	HDS1	R
1000540	10.000	12.000	.750	HDS1	R	1019230	10.188	11.688	.625	HDS1	R
	W/4 EA .500 ADJ. LUGS					1019347	10.188	11.875	.625	HS7	R
1000541	10.000	12.000	.750	HDS1	R	1019560	10.188	12.188	.875	HDS1	R
	W/3 EA .125 LUGS					1019600	10.188	12.250	1.000	HDS1	R
1000542	10.000	12.000	.750	HDS2	R	1019620	10.188	12.313	.875	HDS1	R
1000543	10.000	12.000	.750	HDS1	V	1019640	10.188	12.372	.719	HDS1	R
1000550	10.000	12.000	.813	HDS1	R	1019660	10.188	12.438	.875	HDS1	R
1000558	10.000	12.000	.810	HS8	V	1022300	10.220	11.750	.750	HDS1	R

★Contact manufacturer for availability
Bold numbers are preferred designs

□ Metric numbers

† Includes Bore-Tite on O.D.
 ▲ WasteWatcher numbers

Numerical — complete index

Stock no.	Shaft	Bore	Width of seal	Type and style	Lip code	Stock no.	Shaft	Bore	Width of seal	Type and style	Lip code
□ 1023015	260.00	285.40	12.70	HS5	R	1038563	10.375	12.375	.875	HDS2	D
□ 1023282	260.00	300.00	16.00	HDS2	R	1038620	10.375	12.500	.875	HDS1	R
	W/ 4 EA 6.35MM	LUGS				1038660	10.375	12.625	.875	HDS1	R
□ 1023287	260.00	300.00	20.00	HDS1	V	1041162	10.415	11.625	.875	HDS2	D
□ 1023398	260.00	304.00	20.00	HS8	R	1043148	10.438	11.688	.875	HS8	R
□ 1023452	260.00	290.00	16.00	HDS2	R	□ 1043240	265.00	305.00	18.00	HDS1	R
□ 1023453	260.00	290.00	16.00	HDS2	V	□ 1043360	265.00	310.00	16.00	HDS1	R
□ 1023670	260.00	320.00	25.00	HDS1	V	□ 1043427	265.00	310.00	22.00	HS7	R
□ 1023972	260.00	320.00	25.00	HDS2	R	1044140	10.438	11.679	.875	HDS1	R
1024018	10.236	11.236	.500	HS8	R	1044257	10.438	11.938	.750	HS7	R
□ 1024068	260.00	290.00	16.00	HS8	R	1044550	10.438	12.430	1.000	HDS1	R
□ 1024081	260.00	290.00	16.00	HDS2	D	1044560	10.438	12.438	.875	HDS1	R
□ 1024218	260.00	300.00	20.00	HDS2	D	1044600	10.438	12.500	1.000	HDS1	R
□ 1024232	260.00	300.00	16.00	HDS2	R	1044620	10.438	12.563	.875	HDS1	R
□ 1024280	260.00	300.00	20.00	HDS1	R	1044640	10.438	12.625	1.000	HDS1	R
□ 1024632	260.00	315.00	24.00	HDS2	R	1044660	10.438	12.688	.875	HDS1	R
1024690	10.236	12.590	.984	HDS1	R	□ 1047388	266.00	310.00	20.00	HS8	R
1025017	10.250	11.250	.625	HS7	R	1050014	10.500	11.500	.500	HS8	R
1025018	10.250	11.250	.625	HS8	V	W/HOOK & EYE SPRING CONNECTOR					
1025104	10.250	11.438	1.000	HDS1	R	1050017	10.500	11.500	.500	HS7	R
1025112	10.250	11.500	.625	HDS2	D	1050018	10.500	11.500	.500	HS8	R
1025117	10.250	11.500	.625	HS7	R	1050037	10.500	11.500	.625	HS7	R
1025118	10.250	11.500	.625	HS8	R	1050038	10.500	11.500	.625	HS8	R
	W/HOOK & EYE SPRING CONNECTOR					W/HOOK & EYE SPRING CONNECTOR					
1025119	10.250	11.500	.625	HDS3	D	1050110	10.500	11.750	.625	HDS1	R
	W/4 EA .500 ADJ. LUGS					1050112	10.500	11.750	.625	HDS2	R
1025133	10.250	12.500	.750	HDS2	R	1050113	10.500	11.750	.625	HDS1	V
1025237	10.250	11.750	.625	HS7	R	1050117	10.500	11.750	.625	HS7	R
1025240	10.250	11.750	.688	HDS1	R	1050118	10.500	11.750	.625	HS8	R
1025244	10.250	11.750	.688	HDS2	V	W/HOOK & EYE SPRING CONNECTOR					
1025249	10.250	11.750	.688	HDS3	D	1050119	10.500	11.750	.625	HDS3	D
	W/4 EA .500 ADJ. LUGS					W/4 EA .500 ADJ. LUGS					
1025250	10.250	11.750	.750	HDS1	R	1050140	10.500	11.750	.875	HDS1	R
1025252	10.250	11.750	.750	HDS2	R	1050211	10.500	12.000	.688	HDS7	H
1025257	10.250	11.750	.750	HS7	R	1050230	10.500	12.000	.625	HDS1	R
1025368	10.250	12.000	.625	HS8	R	1050236	10.500	12.000	.625	HS8	R
1025380	10.250	12.000	.750	HDS1	R	W/HOOK & EYE SPRING CONNECTOR					
1025428	10.250	12.017	.750	HS8	R	1050237	10.500	12.000	.625	HS7	R
1025435	10.250	12.017	.750	HS5	R	1050238	10.500	12.000	.625	HS8	R
1025520	10.250	12.250	.625	HDS1	R	1050239	10.500	12.000	.625	HDS3	D
1025527	10.250	11.750	.625	HS7	R	W/4 EA .500 ADJ. LUGS					
1025528	10.250	12.250	.625	HS8	R	1050240	10.500	12.000	.688	HDS1	R
	W/HOOK & EYE SPRING CONNECTOR					1050242	10.500	12.000	.688	HDS2	V
1025529	10.250	12.250	.625	HDS3	D	1050243	10.500	12.000	.688	HDS2	R
	W/4 EA .500 ADJ. LUGS					1050244	10.500	12.000	.688	HDS2	D
1025540	10.250	12.250	.750	HDS1	R	1050248	10.500	12.000	.688	HDS2	V
1025543	10.250	12.250	.750	HDS1	V	W/4 EA .250 LUGS					
1025580	10.250	12.250	1.000	HDS1	R	1050250	10.500	12.000	.750	HDS1	R
1025582	10.250	12.250	1.000	HDS2	D	1050251	10.500	12.000	.750	HDS2	V
1025620	10.250	12.375	.875	HDS1	R	1050252	10.500	12.000	.750	HDS2	R
1025660	10.250	12.500	.875	HDS1	R	1050253	10.500	12.000	.750	HDS2	R
1025951	10.250	12.250	1.250	HDSC1	RD	W/4 EA .188 LUGS					
1031490	10.313	12.188	1.000	HDS1	R	1050254	10.500	12.000	.750	HDS2	D
1037143	10.375	11.625	.875	HDS1	V	1050257	10.500	12.000	.750	HS7	R
1037912	10.375	11.625	.875	HDSA2	D	1050258	10.500	12.000	.750	HS8	R
1038117	10.375	11.625	.625	HS7	R	1050291	10.500	12.000	1.000	HDS1	D
1038140	10.375	11.625	.875	HDS1	R	1050312	10.500	12.125	.625	HDS2	D
1038142	10.375	11.625	.875	HDS2	R	1050330	10.500	12.125	.750	HDS1	R
1038143	10.375	11.625	.875	HDS2	D	1050380	10.500	12.250	.750	HDS1	R
1038250	10.375	11.875	.750	HDS1	R	1050440	10.500	12.344	.906	HDS1	R
1038252	10.375	11.875	.750	HDS2	D	1050520	10.500	12.500	.625	HDS1	R
1038257	10.375	11.875	.750	HS7	R	1050523	10.500	12.500	.625	HDS2	R
1038440	10.375	12.197	1.000	HDS1	R	1050524	10.500	12.500	.625	HDS2	V
1038490	10.375	12.250	1.000	HDS1	R	1050525	10.500	12.500	.625	HDS1	R
1038560	10.375	12.375	.875	HDS1	R	W/6 EA .125 LUGS					

Numerical — complete index

Stock no.	Shaft	Bore	Width of seal	Type and style	Lip code	Stock no.	Shaft	Bore	Width of seal	Type and style	Lip code
1050527	10.500	12.500	.625	HS7	R	1068693	10.688	13.000	.688	HDS2	V
1050528	10.500	12.500	.625	HS8	R	1068940	10.688	12.500	1.000	HDSA1	RD
	W/HOOK & EYE SPRING CONNECTOR										
1050529	10.500	12.500	.625	HDS3	D	1069540	10.688	12.688	.750	HDS1	R
	W/4 EA .500 ADJ. LUGS										
1050530	10.500	12.500	.688	HDS1	R	1071448	10.710	12.511	.625	HS8	R
1050540	10.500	12.500	.750	HDS1	R	1075018	10.750	11.750	.500	HS8	R
1050542	10.500	12.500	.750	HDS2	R	1075110	10.750	12.000	.625	HDS1	R
1050543	10.500	12.000	.750	HDS1	V	1075112	10.750	12.000	.625	HDS2	R
1050544	10.500	12.500	.750	HDS2	V	1075114	10.750	12.000	.625	HDS2	V
1050550	10.500	12.500	.813	HDS1	R	1075115	10.750	12.000	.625	HDS2	R
1050560	10.500	12.500	.875	HDS1	R		W/4 EA .125 LUGS				
1050570	10.500	12.500	.906	HDS1	R	1075117	10.750	12.000	.625	HS7	R
1050577	10.500	12.500	.916	HS7	R	1075118	10.750	12.000	.625	HS8	R
1050578	10.500	12.500	1.000	HDS1	D	1075128	10.750	12.000	.625	HS8	V
1050580	10.500	12.500	1.000	HDS1	R	1075230	10.750	12.250	.625	HDS1	R
1050582	10.500	12.500	1.000	HDS2	R	1075232	10.750	12.250	.625	HDS2	D
1050593	10.500	12.500	1.000	HDS2	V	1075237	10.750	12.250	.625	HS7	R
1050620	10.500	12.625	.875	HDS1	R	1075238	10.750	12.250	.625	HS8	R
1050630	10.500	12.625	1.000	HDS1	R		W/HOOK & EYE SPRING CONNECTOR				
1050660	10.500	12.750	.875	HDS1	R	1075239	10.750	12.250	.625	HDS3	D
1050690	10.500	12.750	1.250	HDS1	R		W/4 EA .500 ADJ. LUGS				
1050754	10.500	13.000	.688	HDS2	V	1075240	10.750	12.250	.688	HDS1	R
1050912	10.500	12.000	1.250	HDSD2	RR	1075250	10.750	12.250	.750	HDS1	R
1050916	10.500	12.000	.875	HDSC1	RD	1075257	10.750	12.250	.750	HS7	R
1050956	10.500	12.500	1.000	HDSA1	RD	1075310	10.750	12.375	.625	HDS1	R
1050957	10.500	12.500	1.250	HDSD2	RR	1075360	10.750	12.500	.625	HDS1	R
	W/LUBE HOLES ON O.D.										
1050958	10.500	12.500	1.000	HDSB1	RD	1075365	10.750	12.500	.625	HDS2	R
1053237	10.531	12.031	.625	HS7	R	1075366	10.750	12.500	.625	HDS2	V
1062945	10.625	12.500	.969	HDSA1	RD	1075367	10.750	12.500	.625	HDS1	V
1063100	10.625	11.812	.625	HDS1	R	1075369	10.750	12.500	.625	HDS3	D
1063117	10.625	11.875	.625	HS7	R		W/4 EA .500 ADJ. LUGS				
□1063240	270.00	310.00	16.00	HDS1	R	1075375	10.750	12.500	.688	HDS2	R
□ 1063242	270.00	310.00	16.00	HDS2	R		W/4 EA .125 LUGS				
□ 1063248	270.00	310.00	20.00	HDS2	V	1075470	10.750	12.625	.750	HDS1	R
	W/SPRING KOVER										
1063250	10.625	12.125	.750	HDS1	R	1075520	10.750	12.750	.625	HDS1	R
□ 1063252	270.00	310.00	20.00	HDS2	R	1075523	10.750	12.750	.625	HDS2	D
□1063253	270.00	310.00	16.00	HDS1	V	1075524	10.750	12.750	.625	HDS2	V
1063257	10.625	12.125	.750	HS7	R	1075527	10.750	12.750	.625	HS7	R
□ 1063258	270.00	310.00	20.00	HS8	R	1075528	10.750	12.750	.625	HS8	R
□ 1063268	270.00	310.00	20.00	HS8	R		W/HOOK & EYE SPRING CONNECTOR				
	W/HOOK & EYE SPRING CONNECTOR										
□ 1063284	270.00	310.00	16.00	HDS2	V	1075529	10.750	12.750	.625	HDS3	D
□1063303	270.00	310.00	20.50	HDS3	D		W/4 EA .500 ADJ. LUGS				
	W/6 EA 12.70MM ADJ. LUGS										
1063310	10.630	12.254	.630	HDS1	R	1075540	10.750	12.750	.750	HDS1	R
□1063318	270.00	310.00	16.00	HDS3	V	1075550	10.750	12.750	.813	HDS1	R
	W/6 EA 12.70MM ADJ. LUGS										
1063330	10.625	12.250	.750	HDS1	R	1075560	10.750	12.750	.875	HDS1	R
1063380	10.625	12.375	.750	HDS1	R	1075580	10.750	12.750	1.000	HDS1	R
1063470	10.625	12.500	.750	HDS1	R	1075582	10.750	12.750	1.000	HDS2	R
1063560	10.625	12.625	.875	HDS1	R	1075583	10.750	12.750	1.000	HDS1	V
1063620	10.625	12.750	.875	HDS1	R	1075584	10.750	12.750	1.000	HDS2	V
1063660	10.625	12.875	.875	HDS1	R	1075620	10.750	12.875	.875	HDS1	R
1063710	10.625	13.000	.750	HDS1	R	1075642	10.750	12.900	1.375	HDS1	R
1063712	10.625	13.000	.750	HDS2	R	1075660	10.750	13.000	.875	HDS1	R
□ 1063744	270.00	330.00	25.00	HDS2	V	1075780	10.750	13.250	1.000	HDS1	R
□1063780	270.00	314.00	20.00	HDS1	R	1075910	10.750	12.250	1.025	HDSC1	R
□1063790	270.00	335.00	18.00	HDS1	R	1075912	10.750	12.000	1.375	HDSD2	RR
□1063960	270.00	330.00	25.40	HDSA1	R		W/LUBE HOLES ON O.D.				
1063971	10.625	13.000	1.000	HDSB1	RD	1075918	10.750	12.000	1.375	HDSE1	RR
1068453	10.688	12.500	.625	HDS2	V		W/SS SPRING & LUBE HOLES				
1068456	10.688	12.500	.625	HDS1	V	1075920	10.750	12.250	.813	HDSA1	RD
						1075923	10.750	12.250	1.250	HDSD2	VV
						1075928	10.750	12.250	.875	HDSC1	RD
						1075942	10.750	12.500	.875	HDSA2	RD
						1078192	10.788	12.250	.688	HDS2	D
						1082150	10.827	12.205	.630	HDS1	V

*Contact manufacturer for availability
Bold numbers are preferred designs

□ Metric numbers

† Includes Bore-Tite on O.D.
 ▲ WasteWatcher numbers

Numerical — complete index

Stock no.	Shaft	Bore	Width of seal	Type and style	Lip code	Stock no.	Shaft	Bore	Width of seal	Type and style	Lip code
□1082160	275.00	310.00	16.00	HDS1	R	1100553	11.000	13.000	.813	HDS2	R
1087253	10.875	12.375	.750	HDS1	V	1100555	11.000	13.000	.812	HDS2	R
1087468	10.875	12.750	.688	HS8	R		W/4 EA .500 ADJ. LUGS				
1088068	10.885	12.125	.625	HDS1	R	1100557	11.000	13.000	.813	HS7	R
1088110	10.875	12.125	.625	HDS1	R	1100558	11.000	13.000	.813	HS8	V
1088118	10.875	12.125	.625	HS8	R	1100560	11.000	13.000	.875	HDS1	R
1088190	10.875	12.260	1.000	HDS1	R	1100580	11.000	13.000	1.000	HDS1	R
1088250	10.875	12.375	.750	HDS1	R	1100585	11.000	13.000	1.000	HDS2	R
1088257	10.875	12.375	.750	HS7	R	1100620	11.000	13.125	.875	HDS1	R
1088340	10.875	12.500	1.000	HDS1	R	1100660	11.000	13.250	.875	HDS1	R
1088560	10.875	12.875	.875	HDS1	R	1100912	11.000	12.500	1.250	HDSD2	RR
1088620	10.875	13.000	.875	HDS1	R	1100918	11.000	12.500	1.250	HDSA1	RD
1088660	10.875	13.125	.875	HDS1	R	1100950	11.000	13.000	.875	HDSA1	RD
1093440	10.938	12.750	.625	HDS1	R	1100951	11.000	13.000	1.000	HDSA1	RD
1094110	10.938	12.188	.625	HDS1	R	1100952	11.000	13.000	1.250	HDSA1	RD
1094360	10.938	12.688	.625	HDS1	R	1100953	11.000	13.000	1.250	HDSB1	RD
1100017	11.000	12.000	.500	HS7	R	1100954	11.000	13.000	1.250	HDSC1	RD
1100027	11.000	12.000	.625	HS7	R	1100958	11.000	13.000	1.250	HDSE1	RR
1100048	11.000	12.181	.591	HS8	R	1100971	11.000	13.500	1.250	HDSA1	RD
1100102	11.000	12.250	.625	HDS2	D	□1102012	280.00	310.00	16.00	HDS2	R
	W/4 EA .125 LUGS					1102042	11.026	12.256	.750	HDS2	R
1100103	11.000	12.250	.625	HDS1	V	□1102060	280.00	310.00	16.00	HDS1	V
1100104	11.000	12.250	.625	HDS2	V	□1102078	280.00	310.00	15.00	HS8	R
1100110	11.000	12.250	.625	HDS1	R	□1102080	280.00	310.00	16.00	HDS1	R
1100112	11.000	12.250	.625	HDS2	R	1102082	11.024	12.197	.630	HDS2	D
1100113	11.000	12.250	.625	HDS2	D	□1102108	280.00	310.00	16.00	HS8	R
1100115	11.000	12.250	.625	HDS2	R	□1102118	280.00	310.00	16.00	HDS2	D
	W/4 EA .125 LUGS					□1102218	280.00	320.00	18.00	HDS2	D
1100117	11.000	12.250	.625	HS7	R	□1102220	280.00	320.00	16.00	HDS1	R
1100118	11.000	12.250	.625	HS8	R	□1102250	280.00	320.00	20.00	HDS1	R
	W/HOOK & EYE SPRING CONNECTOR					□1102252	280.00	320.00	20.00	HDS2	R
1100119	11.000	12.250	.625	HDS3	D	□1102258	280.00	320.00	19.05	HS8	R
	W/4 EA .500 ADJ. LUGS					□1102260	280.00	320.00	18.00	HDS1	R
1100152	11.000	12.500	.750	HS6	R	□1102378	280.00	324.00	20.00	HS8	R
	W/HOOK & EYE SPRING CONNECTOR					1102690	11.024	13.378	.984	HDS1	R
1100220	11.000	12.500	.625	HDS1	R	□1102720	280.00	340.00	25.00	HDS1	R
	W/4 EA .500 ADJ. LUGS					1103027	11.031	12.031	.625	HS7	R
1100230	11.000	12.500	.625	HDS1	R	□1103258	280.00	320.00	18.00	HDS1	R
1100233	11.000	12.500	.625	HDS1	V		W/4 EA 12.70MM ADJ. LUGS				
1100237	11.000	12.500	.625	HS7	R	1105201	11.063	12.250	.750	HDS1	R
1100238	11.000	12.500	.625	HS8	R	1106200	11.063	12.500	.750	HDS1	R
	W/HOOK & EYE SPRING CONNECTOR					1106340	11.063	12.750	.750	HDS1	R
1100239	11.000	12.500	.625	HDS3	D	1106430	11.063	13.000	.750	HDS1	R
	W/4 EA .500 ADJ. LUGS					1106560	11.063	13.063	.875	HDS1	R
1100250	11.000	12.500	.750	HDS1	R	1106620	11.063	13.188	.875	HDS1	R
1100257	11.000	12.500	.750	HS7	R	1106660	11.063	13.313	.875	HDS1	R
1100258	11.000	12.500	.750	HS8	R	1112018	11.125	12.125	.500	HS8	R
1100270	11.000	12.500	.875	HDS1	R	1113118	11.125	12.375	.625	HS8	R
1100330	11.000	12.680	.750	HDS1	R	1113340	11.125	12.750	1.000	HDS1	R
1100518	11.000	13.000	.625	HDS3	D	1113490	11.125	13.000	1.000	HDS1	R
	W/4 EA .500 ADJ. LUGS & SS CASE					1113560	11.125	13.125	.875	HDS1	R
1100520	11.000	13.000	.625	HDS1	R	1113620	11.125	13.250	.875	HDS1	R
1100521	11.000	13.000	.625	HS8	D	1113660	11.125	13.375	.875	HDS1	R
	W/HOOK & EYE SPRING CONNECTOR					1118122	11.188	12.500	.625	HDS2	R
1100523	11.000	13.000	.625	HDS2	V	1118130	11.188	12.500	.750	HDS1	R
1100524	11.000	13.000	.625	HDS1	V	1118680	11.188	13.500	1.000	HDS1	R
1100526	11.000	13.000	.625	HS8	R	1119017	11.188	12.188	.500	HS7	R
	W/HOOK & EYE SPRING CONNECTOR					□1122162	285.00	320.00	16.00	HDS2	R
1100527	11.000	13.000	.625	HS7	R	□1122165	285.00	320.00	16.00	HDS2	R
1100528	11.000	13.000	.625	HS8	R		W/6 EA 12.70MM ADJ. LUGS				
1100529	11.000	13.000	.625	HDS3	D	□1122230	285.00	325.00	16.00	HDS1	R
	W/4 EA .500 ADJ. LUGS					1125027	11.250	12.250	.625	HS7	R
1100530	11.000	13.000	.688	HDS1	R	1125110	11.250	12.500	.625	HDS1	R
1100540	11.000	13.000	.750	HDS1	R	1125111	11.250	12.500	.625	HDS2	R
1100550	11.000	13.000	.813	HDS1	R	1125113	11.250	12.500	.625	HDS1	V

Numerical — complete index

Stock no.	Shaft	Bore	Width of seal	Type and style	Lip code	Stock no.	Shaft	Bore	Width of seal	Type and style	Lip code
1125117	11.250	12.500	.625	HS7	R	1138331	11.375	13.000	.750	HDS1	R
1125218	11.250	12.750	.750	HS8	V		W/4 EA .125 LUGS				
	W/HOOK & EYE SPRING CONNECTOR					1138334	11.375	13.000	.750	HDS1	R
1125219	11.250	12.750	.625	HDS7	H		W/8 EA .250 LUGS				
1125230	11.250	12.750	.625	HDS1	R	1138550	11.375	13.375	.813	HDS1	R
1125235	11.250	12.750	.625	HS5	R	1138580	11.375	13.375	1.000	HDS1	R
1125237	11.250	12.750	.625	HS7	R	1138588	11.375	13.375	1.000	HS8	R
1125238	11.250	12.750	.625	HS8	R	1138620	11.375	13.500	.875	HDS1	R
	W/HOOK & EYE SPRING CONNECTOR					1138630	11.375	13.500	1.000	HDS1	R
1125239	11.250	12.750	.625	HDS3	D	1138660	11.375	13.625	.875	HDS1	R
	W/4 EA .500 ADJ. LUGS					1141228	11.417	12.981	.625	HS8	R
1125240	11.250	12.750	.688	HDS1	R	<input type="checkbox"/> 1141258	290.00	330.00	20.00	HS8	R
1125250	11.250	12.750	.750	HDS1	R	1141273	11.417	13.000	.875	HDSA2	V
1125252	11.250	12.750	.750	HDS2	D	<input type="checkbox"/> 1141282	290.00	330.00	18.00	HDS2	D
1125253	11.250	12.750	.750	HDS1	V		W/6 EA 9.00MM LUGS				
1125257	11.250	12.750	.750	HS7	R	<input type="checkbox"/> 1141288	290.00	330.00	16.00	CRSA13	R
1125270	11.250	12.750	.875	HDS1	R	<input type="checkbox"/> 1141744	290.00	350.00	25.00	HDS2	V
1125522	11.250	13.250	.625	HDS2	R	1141937	11.417	12.994	.875	HDSA1	V
1125524	11.250	13.250	.625	HDS2	R	<input type="checkbox"/> 1142242	290.00	330.00	18.00	HDS2	R
	W/4 EA .375 LUGS					1142257	11.422	12.922	.750	HS7	R
1125527	11.250	13.250	.625	HS7	R	1142332	11.417	13.142	.750	HDS2	R
1125528	11.250	13.250	.625	HS8	R	1142334	11.417	13.142	.750	HDS2	R
	W/HOOK & EYE SPRING CONNECTOR						W/4 EA .375 LUGS				
1125529	11.250	13.250	.625	HDS3	D	<input type="checkbox"/> 1142427	290.00	335.00	24.00	HS7	R
	W/4 EA .500 ADJ. LUGS					<input type="checkbox"/> 1142732	290.00	350.00	25.00	HDS2	R
1125550	11.250	13.250	.813	HDS1	R	1144300	11.438	13.000	.688	HDS1	R
1125553	11.250	13.250	.813	HDS2	R	1144305	11.438	13.000	.688	HDS1	R
1125557	11.250	13.250	.813	HS7	R		W/4 EA .500 LUGS				
1125560	11.250	13.250	.875	HDS1	R	1144560	11.446	13.430	.875	HDS1	R
1125570	11.250	13.250	.938	HDS1	R	1144620	11.438	13.625	.875	HDS1	R
1125580	11.250	13.250	1.000	HDS1	R	1144660	11.438	13.688	.875	HDS1	R
1125620	11.250	13.375	.875	HDS1	R	1150017	11.500	12.500	.625	HS7	R
1125660	11.250	13.500	.875	HDS1	R	1150018	11.500	12.500	.500	HS8	R
1125661	11.250	13.500	.875	HDS1	R	1150019	11.500	12.500	.500	HS8	D
	W/4 EA .125 LUGS						W/HOOK & EYE SPRING CONNECTOR				
1125680	11.250	13.500	1.000	HDS1	R	1150028	11.500	12.500	.625	HS8	R
1125792	11.250	13.500	1.000	HDS2	R		W/HOOK & EYE SPRING CONNECTOR				
1125920	11.250	12.750	1.250	HDSE1	RR	1150110	11.500	12.750	.625	HDS1	R
1131340	11.313	13.000	.625	HDS1	R	1150112	11.500	12.750	.625	HDS2	R
1131560	11.313	13.312	.875	HDS1	R	1150113	11.500	12.750	.625	HDS2	D
1131620	11.313	13.438	.875	HDS1	R	1150114	11.500	13.000	.625	HDS2	V
1131660	11.313	13.562	.875	HDS1	R	1150116	11.500	12.750	.625	HS8	R
1134117	11.344	12.594	.625	HS7	R		W/HOOK & EYE SPRING CONNECTOR				
1138017	11.375	12.375	.500	HS7	R	1150117	11.500	12.750	.625	HS7	R
1138117	11.375	12.625	.625	HS7	R	1150118	11.500	12.750	.625	HS8	R
1138250	11.375	12.875	.750	HDS1	R	1150119	11.500	12.750	.625	HDS3	D
1138251	11.375	12.875	.750	HDS1	R		W/4 EA .500 ADJ. LUGS				
	W/4 EA .125 LUGS					1150127	11.500	12.750	.625	HDS1	V
1138252	11.375	12.875	.750	HDS2	R	1150170	11.500	12.875	.688	HDS1	R
1138256	11.375	12.875	.750	HS8	R	1150210	11.500	13.000	.688	HDS2	V
	W/HOOK & EYE SPRING CONNECTOR					1150212	11.500	13.000	.688	HDS2	R
1138257	11.375	12.875	.750	HS7	R		W/4 EA .125 LUGS				
1138258	11.375	12.875	.750	HS8	R	1150237	11.500	13.000	.625	HS7	R
1138259	11.375	12.875	.750	HDS3	D	1150238	11.500	13.000	.625	HS8	R
	W/4 EA .500 ADJ. LUGS						W/HOOK & EYE SPRING CONNECTOR				
1138319	11.375	13.000	.625	HDS3	D	1150239	11.500	13.000	.625	HDS3	D
	W/4 EA .500 ADJ. LUGS						W/4 EA .500 ADJ. LUGS				
1138320	11.375	13.000	.688	HDS1	R	1150240	11.500	13.000	.688	HDS1	R
1138322	11.375	13.000	.688	HDS1	R	1150241	11.500	13.000	.709	HDS1	R
	W/4 EA .125 LUGS					1150242	11.500	13.000	.688	HDS1	R
1138323	11.375	13.000	.688	HDS2	R		W/6 EA .375 LUGS				
1138325	11.375	13.000	.688	HDS1	R	1150243	11.500	13.000	.688	HDS2	R
	W/8 EA .250 LUGS					1150244	11.500	13.000	.688	HDS2	R
1138330	11.375	13.000	.750	HDS1	R		W/6 EA .250 LUGS				
						1150250	11.500	13.000	.750	HDS1	R

★Contact manufacturer for availability
Bold numbers are preferred designs

Metric numbers

† Includes Bore-Tite on O.D.
▲ WasteWatcher numbers

Numerical — complete index

Stock no.	Shaft	Bore	Width of seal	Type and style	Lip code	Stock no.	Shaft	Bore	Width of seal	Type and style	Lip code
1150253	11.500	13.000	.750	HDS2	R	1175239	11.750	13.250	.625	HDS3	D
1150254	11.500	13.000	.750	HDS1	D		W/4 EA .500 ADJ. LUGS				
1150257	11.500	13.000	.750	HS7	R	1175240	11.750	13.250	.688	HDS1	R
1150258	11.500	13.000	.750	HS8	R	1175243	11.750	13.250	.688	HDS1	V
1150259	11.500	13.000	.750	HS8	D	1175250	11.750	13.250	.750	HDS1	R
	W/HOOK & EYE SPRING CONNECTOR					1175252	11.750	13.250	.750	HDS2	R
1150283	11.500	13.000	.750	HDS1	V	1175253	11.750	13.250	.750	HDS1	R
1150284	11.500	13.500	.688	HDS1	V		W/4 EA .125 LUGS				
1150340	11.500	13.125	1.000	HDS1	R	1175254	11.750	13.250	.750	HDS2	R
1150380	11.500	13.250	.750	HDS1	R		W/4 EA .125 LUGS				
1150470	11.500	13.375	.750	HDS1	R	1175255	11.750	13.250	.750	HDS2	V
1150522	11.500	13.500	.625	HDS2	R	1175257	11.750	13.250	.750	HS7	R
1150524	11.500	13.500	.625	HDS2	V	1175258	11.750	13.250	.750	HS8	V
1150526	11.500	13.500	.625	HS8	D		W/HOOK & EYE CONNECTOR				
1150527	11.500	13.500	.625	HS7	R	1175283	11.750	13.250	.750	HDS1	V
1150528	11.500	13.500	.625	HS8	R	1175300	11.750	13.252	.750	HDS1	R
	W/HOOK & EYE SPRING CONNECTOR					1175360	11.750	13.500	.625	HDS1	R
1150529	11.500	13.500	.625	HDS3	D	1175527	11.750	13.750	.625	HS7	R
	W/4 EA .500 ADJ. LUGS					1175557	11.750	13.750	.813	HS7	R
1150530	11.500	13.500	.688	HDS1	R	1175560	11.750	13.750	.875	HDS1	R
1150540	11.500	13.500	.750	HDS1	R	1175563	11.750	13.750	.875	HDS2	D
1150546	11.500	13.500	.750	HDS2	R	1175565	11.750	13.750	.875	HDS2	R
	W/4 EA .125 LUGS						W/4 EA .125 LUGS				
1150547	11.500	13.500	.750	HDS1	V	1175569	11.750	13.750	.875	HDS3	D
1150550	11.500	13.500	.813	HDS1	R		W/4 EA .500 ADJ. LUGS				
1150552	11.500	13.500	.813	HDS2	V	1175580	11.750	13.750	1.000	HDS1	R
1150553	11.500	13.500	.813	HDS1	V	1175582	11.750	13.750	1.000	HDS2	R
1150557	11.500	13.500	.813	HS7	R	1175583	11.750	13.750	1.000	HDS1	V
1150560	11.500	13.500	.875	HDS1	R	1175587	11.750	13.750	1.000	HS7	R
1150572	11.500	13.500	1.000	HDS2	D	1175595	11.750	13.750	1.813	HDS1	R
1150578	11.500	13.500	1.000	HS8	R	1175620	11.750	13.875	.875	HDS1	R
1150580	11.500	13.500	1.000	HDS1	R	1175660	11.750	14.000	.875	HDS1	R
1150582	11.500	13.500	1.000	HDS2	R	1175680	11.750	14.000	1.000	HDS1	R
1150587	11.500	13.500	1.000	HS7	R	1175920	11.750	13.250	.875	HDSC1	RD
1150620	11.500	13.625	.875	HDS1	R	1175924	11.750	13.250	.875	HDSA2	VD
1150660	11.500	13.750	.875	HDS1	R	1175952	11.750	13.750	1.250	HDSB1	RD
1150912	11.500	12.750	1.500	HDSE2	DD	1180257	11.808	13.308	.750	HS7	R
1150919	11.500	13.000	.750	HDSA1	DD	1180614	11.813	14.000	.750	HDS2	R
1150920	11.500	13.000	1.063	HDSA1	RD		W/4 EA .250 LUGS				
1150925	11.500	13.000	.875	HDSA1	DD	1181017	11.813	12.813	.500	HS7	R
1150953	11.500	13.500	1.250	HDSO1	RR	□ 1181052	300.00	332.00	16.00	HDS2	R
1150954	11.500	13.500	1.250	HDSO2	RR	□ 1181182	300.00	335.00	18.00	HDS2	R
1158017	11.575	12.575	.500	HS7	R	1181195	11.813	13.250	1.000	HDS1	R
□ 1161170	295.00	330.00	17.48	HDS1	V	1181218	11.811	13.311	.750	HS8	R
□ 1161174	295.00	330.00	17.48	HDS2	V	□ 1181220	300.00	340.00	18.00	HDS1	D
□ 1161300	295.00	335.00	18.00	HDS1	R	□ 1181231	300.00	340.00	18.00	HDS7	R
1162112	11.625	12.875	.625	HDS2	R	□ 1181232	300.00	340.00	18.00	HDS2	R
1162216	11.625	13.125	.750	HS6	R	□ 1181234	300.00	340.00	20.00	HDS2	V
1163244	11.625	13.125	.688	HDS2	V	□ 1181252	300.00	338.09	19.05	HDS2	R
1163250	11.625	13.191	.750	HDS1	R	1181257	11.813	13.313	.750	HS7	R
1163257	11.625	13.125	.750	HS7	R	1181258	11.811	13.386	.787	HS8	R
1163259	11.625	13.125	.750	HS8	D		W/HOOK & EYE SPRING CONNECTOR				
1163290	11.625	13.125	1.000	HDS1	R	□ 1181262	300.00	340.00	18.00	HDS2	V
1163557	11.625	13.625	.813	HS7	R	□ 1181268	300.00	340.00	20.00	HS8	R
1169110	11.688	12.938	.625	HDS1	R	1181300	11.811	13.378	.709	HDS1	R
1169180	11.688	13.062	.750	HDS1	R	□ 1181303	300.00	340.00	16.50	HDS3	D
1169235	11.688	13.188	.625	HS7	V		W/6 EA 12.70MM ADJ. LUGS				
1175118	11.750	13.000	.625	HS8	R	□ 1181307	300.00	340.00	18.00	HDS1	V
1175190	11.750	13.188	.875	HDS1	R	□ 1181310	300.00	340.00	16.00	HDS1	R
1175219	11.750	13.250	.688	HDS7	R	□ 1181372	300.00	344.00	20.00	HDS2	V
1175224	11.750	13.250	.688	HDS2	V	□ 1181410	300.00	345.00	22.00	HDS1	R
1175236	11.750	13.250	.625	HS8	R	□ 1181420	300.00	350.00	25.00	HDS1	R
	W/HOOK & EYE SPRING CONNECTOR					1181428	11.811	13.575	.984	HS8	R
1175237	11.750	13.250	.625	HS7	R		W/HOOK & EYE SPRING CONNECTOR				
1175238	11.750	13.250	.625	HS8	R	1181500	11.811	13.780	.984	HDS1	R

Numerical — complete index

Stock no.	Shaft	Bore	Width of seal	Type and style	Lip code	Stock no.	Shaft	Bore	Width of seal	Type and style	Lip code
1181560	11.813	13.812	.875	HDS1	R	1200254	12.000	13.500	.750	HDS1	R
1181577	11.813	13.780	1.000	HS7	R	W/8 EA .125 LUGS					
□ 1181587	300.00	345.00	22.00	HS7	R	1200255	12.000	13.500	.750	HDS2	R
1181593	11.813	14.000	.875	HDS2	V	1200257	12.000	13.500	.750	HS7	R
1181619	11.813	14.000	.750	HDS3	D	1200258	12.000	13.500	.750	HS8	R
						W/4 EA .500 ADJ. LUGS					
1181620	11.813	13.938	.875	HDS1	R	1200259	12.000	13.500	.750	HS7	V
1181640	11.813	14.000	.875	HDS1	R	1200280	12.000	13.500	.625	HDS1	D
1181641	11.813	14.000	1.000	HDS1	R	1200300	12.000	13.625	.688	HDS1	D
1181660	11.813	14.063	.875	HDS1	R	1200320	12.000	13.625	.688	HDS1	R
□ 1181704	300.00	360.00	25.00	HDS2	V	1200324	12.000	13.625	.688	HDS1	R
□ 1181712	300.00	360.00	25.00	HDS2	R	W/4 EA .250 LUGS					
□ 1181921	300.00	340.00	22.22	†HDSA2	R	1200330	12.000	13.625	.750	HDS1	R
						W/ BORE-TITE ON OD					
1181960	11.813	14.000	1.250	HDSE1	RR	1200338	12.000	13.625	.750	HDS1	D
1187028	11.875	12.875	.625	HS8	R	1200340	12.000	13.688	.875	HDS1	R
						W/HOOK & EYE SPRING CONNECTOR					
1188118	11.875	13.125	.625	HS8	R	1200380	12.000	13.750	.750	HDS1	R
1188257	11.875	13.375	.750	HS7	R	1200500	12.000	13.938	.688	HD57	R
1191117	11.906	13.156	.625	HS7	R	1200518	12.000	14.000	.625	HDS3	D
1194520	11.938	13.938	.625	HDS1	R	W/4 EA .500 ADJ LUGS & SS CASE					
1194527	11.938	13.938	.625	HS7	R	1200520	12.000	14.000	.625	HDS1	R
1194588	11.947	13.947	1.000	HS8	R	1200521	12.000	14.000	.812	HD57	R
1195530	11.950	14.000	.688	HDS1	R	1200522	12.000	14.000	.625	HDS1	R
1195588	11.952	13.952	1.000	HS8	R	W/4 EA .125 LUGS					
1196588	11.963	13.963	1.000	HS8	R	1200523	12.000	14.000	.625	HDS1	V
1197588	11.971	13.771	1.000	HS8	R	1200524	12.000	14.000	.625	HS8	R
1200015	12.000	13.000	.500	HS5	R	W/HOOK & EYE SPRING CONNECTOR					
1200017	12.000	13.000	.500	HS7	R	1200526	12.000	14.000	.625	HDS2	R
1200018	12.000	13.000	.500	HS8	R	W/4 EA .125 LUGS					
1200028	12.000	13.000	.500	HS8	D	1200527	12.000	14.000	.625	HS7	R
1200037	12.000	13.000	.625	HS7	R	1200529	12.000	14.000	.625	HDS3	D
1200100	12.000	13.250	1.000	HDS1	V	W/4 EA .500 ADJ. LUGS					
1200103	12.000	13.279	1.000	HDS2	V	1200530	12.000	14.000	.688	HDS1	R
1200110	12.000	13.250	.625	HDS1	R	1200533	12.000	14.000	.688	HDS1	V
1200117	12.000	13.250	.625	HS7	R	1200535	12.000	14.000	.688	HDS1	R
1200118	12.000	13.250	.625	HS8	R	W/4 EA .500 LUGS					
						W/HOOK & EYE SPRING CONNECTOR					
1200119	12.000	13.250	.625	HDS3	D	1200538	12.000	14.000	.688	HS8	R
						W/4 EA .500 ADJ. LUGS					
1200150	12.000	13.250	1.000	HDS1	R	1200540	12.000	14.000	.750	HDS1	R
1200220	12.000	13.500	.688	HDS1	R	1200541	12.000	14.000	.750	HDS2	R
						W/4 EA .500 ADJ. LUGS					
1200230	12.000	13.500	.625	HDS1	R	1200545	12.000	14.000	.750	HDS2	R
1200231	12.000	13.500	.625	HDS2	R	W/4 EA .125 LUGS					
1200233	12.000	13.500	.625	HDS1	V	1200550	12.000	14.000	.813	HDS1	R
1200235	12.000	13.500	.625	HDS2	R	1200553	12.000	14.000	.813	HDS2	R
						W/ 4 EA .125" LUGS					
1200236	12.000	13.500	.625	HS8	R	1200557	12.000	14.000	.813	HS7	R
						W/HOOK & EYE SPRING CONNECTOR					
1200237	12.000	13.500	.625	HS7	R	1200558	12.000	14.000	.813	HS8	R
1200238	12.000	13.500	.625	HS8	R	1200559	12.000	14.000	.813	HS8	D
1200239	12.000	13.500	.625	HDS3	D	1200560	12.000	14.000	.875	HDS1	R
						W/4 EA .500 ADJ. LUGS					
1200240	12.000	13.500	.688	HDS1	R	1200580	12.000	14.000	1.000	HDS1	R
1200241	12.000	13.500	.688	HDS1	R	1200585	12.000	14.000	1.000	HDS2	R
						W/4 EA .063 LUGS					
1200242	12.000	13.500	.688	HDS1	R	1200587	12.000	14.000	1.000	HS7	R
						W/4 EA .125 LUGS					
1200243	12.000	13.500	.688	HDS2	R	1200593	12.000	14.000	1.000	HDS1	V
1200245	12.000	13.500	.688	HDS1	R	1200640	12.000	14.188	1.000	HDS1	R
						W/4 EA .375 LUGS					
1200250	12.000	13.500	.750	HDS1	R	1200660	12.000	14.250	.875	HDS1	R
1200252	12.000	13.500	.750	HDS1	R	1200680	12.000	14.250	1.000	HDS1	R
						W/4 EA .188 LUGS					
						W/LIGHT SPRING					

★ Contact manufacturer for availability
Bold numbers are preferred designs

□ Metric numbers

† Includes Bore-Tite on O.D.
▲ WasteWatcher numbers

Numerical — complete index

Stock no.	Shaft	Bore	Width of seal	Type and style	Lip code	Stock no.	Shaft	Bore	Width of seal	Type and style	Lip code
1200968	12.000	14.000	1.250	HSDS1	RR	1225500	12.250	14.250	.719	HDS1	R
1205144	12.050	13.313	.750	HDS1	R	1225518	12.250	14.250	.500	HS8	R
1206030	12.063	13.125	.875	HDS1	R	1225523	12.250	14.250	.640	HDS2	D
1206130	12.063	13.313	.750	HDS1	R	1225525	12.250	14.250	.640	HDS2	R
1212018	12.125	13.125	.500	HS8	R	1225529	12.250	14.250	.640	HDS3	D
1213118	12.125	13.375	.625	HS8	R		W/4 EA .500 ADJ. LUGS				
1213160	12.125	13.500	.625	HDS1	R	1225532	12.250	14.250	.625	HDS2	R
1213210	12.000	13.500	.625	HDS7	R	1225540	12.250	14.250	.750	HDS1	R
1213211	12.000	13.500	.625	HDS7	R	1225541	12.250	14.250	.750	HDS1	R
	W/4 EA .313 LUGS						W/4 EA .125 LUGS				
1213380	12.125	13.875	.750	HDS1	R	1225542	12.250	14.250	.750	†HDS2	R
1213382	12.125	13.875	.750	HDS2	R	1225543	12.250	14.250	.750	HDS2	D
1213490	12.125	14.000	1.000	HDS1	R	1225544	12.250	14.250	.750	HDS1	R
1213620	12.125	14.250	.875	HDS1	R		W/4 EA .250 LUGS				
1215110	12.156	13.500	.625	HDS1	R	1225545	12.250	14.250	.750	HDS2	R
1215508	12.125	14.000	.855	HS8	R		W/4 EA .250 LUGS				
1218238	12.188	13.688	.625	HS8	R	1225549	12.250	14.250	.750	HDS7	R
1219112	12.188	13.438	.625	HDS2	R	1225550	12.250	14.250	.813	HDS1	R
1219230	12.188	13.688	.625	HDS1	R	1225554	12.250	14.250	.813	HDS2	V
1219237	12.188	13.688	.625	HS7	R	1225557	12.250	14.250	.813	HS7	R
□ 1220055	310.00	340.00	15.00	HS8	V	1225573	12.250	14.250	.750	HDS2	V
□ 1220058	310.00	340.00	15.00	HS8	R	1225580	12.250	14.250	1.000	HDS1	R
□ 1220224	310.00	350.00	18.00	HDS2	V	1225582	12.250	14.250	1.000	HDS2	D
□ 1220228	310.00	350.00	20.00	HDS2	D	1225583	12.250	14.250	1.000	HDS2	R
□ 1220254	310.00	350.00	18.00	HS8	R	1225588	12.250	14.250	1.250	HDSA2	RD
	W/HOOK & EYE SPRING CONNECTOR					1225589	12.250	14.250	1.250	HDS7	R
□1220283	310.00	350.00	20.00	HDS3	D	1225590	12.250	14.250	1.125	HDS1	R
	W/6 EA 12.70MM ADJ. LUGS					1225600	12.250	14.250	1.250	HDS1	R
□ 1220289	310.00	350.00	20.00	HS8	D	1225660	12.250	14.500	.875	HDS1	R
□1220343	310.00	354.00	20.50	HDS3	D	1225912	12.250	14.250	1.250	HDSE2	RR
	W/6 EA 12.70MM ADJ. LUGS						W/8 EA .125 LUBE HOLES on O.D.				
□1220720	310.00	370.00	25.00	HDS1	R	1225918	12.250	14.250	1.250	HDSE1	RR
□ 1220722	310.00	370.00	25.00	HDS2	D		W/8 EA .125 LUBE HOLES ON O.D.				
□1220960	310.00	370.00	25.40	HDSA1	R	1225920	12.250	13.750	1.105	HDSC1	R
□ 1220972	310.00	370.00	25.00	HDS2	R	1225928	12.250	13.750	.875	HDSC1	RD
□1221728	310.00	370.00	25.00	HDS1	R	1225960	12.250	14.250	1.250	HDSA1	RD
	W/4 EA 4.77MM LUGS					1228172	12.283	13.750	.688	HDS2	D
1223312	12.238	13.750	.750	HDS2	H	1238237	12.375	13.875	.625	HS7	R
1225118	12.250	13.500	.625	HS8	R	1238240	12.375	13.875	.688	HDS1	R
1225125	12.250	13.750	.750	HS5	R	1238242	12.373	13.875	.688	HDS2	D
1225230	12.250	13.750	.625	HDS1	R	1238250	12.375	13.875	.750	HDS1	R
1225232	12.250	13.750	.625	HDS2	V	1238257	12.375	13.875	.750	HS7	R
1225237	12.250	13.750	.625	HS7	R	1238330	12.375	14.000	.750	HDS1	R
1225238	12.250	13.750	.625	HS8	R	1238480	12.375	14.250	.875	HDS1	R
	W/HOOK & EYE SPRING CONNECTOR					1238580	12.375	14.375	1.000	HDS1	R
1225239	12.250	13.750	.625	HDS3	D	1238620	12.375	14.500	.875	HDS1	R
	W/4 EA .500 ADJ. LUGS					1238630	12.375	14.500	1.000	HDS1	R
1225240	12.250	13.750	.688	HDS1	R	□1240230	315.00	355.00	20.00	HDS1	V
1225241	12.250	13.750	.719	HDS1	R	□1240234	315.00	355.00	16.00	HS4	V
1225245	12.250	13.750	.688	HDS2	R	□1240240	315.00	355.00	18.00	HDS1	V
	W/4 EA .125 LUGS					□1240250	315.00	355.00	18.00	HDS1	R
1225247	12.250	13.750	.688	HDS1	V	□1240470	315.00	365.00	20.00	HDS1	R
1225250	12.250	13.750	.750	HDS1	R	1247300	12.469	14.000	.750	HDS1	R
1225252	12.250	13.750	.750	HDS2	R	□1248920	317.00	352.00	23.00	HDSA1	RD
1225257	12.250	13.750	.750	HS7	R	1250017	12.500	13.500	.500	HS7	R
1225259	12.250	13.750	.750	HDS7	D	1250018	12.500	13.500	.500	HS8	R
1225282	12.250	13.750	.688	HDS2	D	1250027	12.500	13.500	.500	HS7	R
1225283	12.250	13.813	.625	HDS2	V	1250110	12.500	13.750	.625	HDS1	R
1225300	12.250	13.813	.719	HDS1	R	1250113	12.500	13.750	.625	HDS1	V
1225370	12.250	14.250	.812	HDS7	R	1250115	12.500	13.750	.625	HDS2	V
1225379	12.250	14.000	.688	HDS7	R	1250117	12.500	13.750	.625	HS7	R
1225380	12.250	14.000	.750	HDS1	R	1250118	12.500	13.750	.625	HS8	R
1225410	12.250	14.000	.875	HDS1	R		W/HOOK & EYE SPRING CONNECTOR				
1225495	12.250	14.250	.665	HDS2	R	1250119	12.500	13.750	.625	HDS3	D
1225496	12.250	14.250	.665	HDS1	R		W/4 EA .500 ADJ. LUGS				

Numerical — complete index

Stock no.	Shaft	Bore	Width of seal	Type and style	Lip code	Stock no.	Shaft	Bore	Width of seal	Type and style	Lip code
1250128	12.500	13.750	.625	HS8	H	□ 1259288	320.00	360.00	20.00	HS8	R
1250130	12.500	13.750	.750	HDS1	R	W/THREADED SPRING CONNECTOR					
1250230	12.500	14.000	.625	HDS1	R	1259300	12.590	14.125	1.000	HDS1	R
1250238	12.500	14.000	.625	HS8	R	□ 1259343	320.00	364.00	20.00	HDS2	D
1250239	12.500	14.000	.688	HDS7	R	□1259370	320.00	360.00	18.00	HDS1	R
1250240	12.500	14.000	.688	HDS1	R	□1259380	320.00	360.00	20.00	HDS1	R
1250242	12.500	14.000	.688	HDS2	R	1259476	12.598	14.492	.750	HS6	R
1250244	12.500	14.000	.688	HDS2	R	□1259670	320.00	380.00	25.00	HDS1	R
W/4 EA .125 LUGS						□1259720	320.00	380.00	28.00	HDS7	R
1250249	12.500	14.000	.688	HDS3	D	□1259928	320.00	360.00	25.00	HDSB2	RD
W/4 EA .500 ADJ. LUGS						□1259937	320.00	360.00	22.23	HDSC1	VD
1250250	12.500	14.000	.750	HDS1	R	□1259962	320.00	380.00	28.00	HDSA2	RD
1250252	12.500	14.000	.750	HDS2	R	□1260690	320.00	380.00	25.00	HDS1	R
1250257	12.500	14.000	.750	HS7	R	□1260720	320.00	380.00	30.00	HDS1	R
1250258	12.500	14.000	.750	HS8	R	□ 1260732	320.00	380.00	25.00	HDS2	R
1250260	12.500	14.000	.813	HDS1	R	1262112	12.625	13.875	.625	HDS2	R
1250272	12.500	14.000	.875	HDSA2	D	1262340	12.620	14.250	.750	HDS1	R
1250350	12.500	14.250	.875	HDS1	V	1263117	12.625	13.875	.625	HS7	R
1250410	12.500	14.250	.875	HDS1	R	1263237	12.625	14.125	.750	HS7	R
1250540	12.500	14.500	.750	HDS1	R	1263238	12.625	14.125	.625	HS8	R
1250542	12.500	14.500	.750	HDS2	R	1263250	12.625	14.125	.750	HDS1	R
1250549	12.500	14.500	.750	HDS3	D	1263252	12.625	14.125	.750	HDS2	D
W/4 EA .500 ADJ. LUGS						1263290	12.625	14.125	1.000	HDS1	R
1250550	12.500	14.500	.813	HDS1	R	1263330	12.625	14.250	.750	HDS1	R
1250553	12.500	14.500	.813	HDS2	R	1263480	12.625	14.500	.875	HDS1	R
1250554	12.500	14.500	.813	HDS2	V	1263490	12.625	14.500	1.000	HDS1	R
1250555	12.500	14.500	.813	HDS2	R	1263569	12.625	14.625	.875	HDS3	D
W/4 EA .500 LUGS						W/4 EA .500 ADJ. LUGS					
1250557	12.500	14.500	.813	HS7	R	1263580	12.625	14.625	1.000	HDS1	R
1250558	12.500	14.500	.813	HS8	R	1263583	12.625	14.625	1.000	HDS2	D
1250560	12.500	14.500	.875	HDS1	R	1263620	12.625	14.750	.875	HDS1	R
1250561	12.500	14.500	.875	HDS1	R	1263710	12.625	15.000	.875	HDS1	R
W/4 EA .125 LUGS						1268018	12.688	13.688	.500	HS8	R
1250564	12.500	14.500	.875	HDS2	R	1268130	12.688	14.000	.750	HDS1	R
1250565	12.500	14.500	.875	HDS1	R	1269290	12.688	14.250	.750	HDS1	R
W/4 EA .375 LUGS						1269557	12.688	14.688	.813	HS7	R
1250566	12.500	14.500	.875	HDS1	R	1269600	12.688	14.750	1.000	HDS1	R
W/4 EA .188 LUGS						1269700	12.688	15.000	.875	HDS1	R
1250567	12.500	14.500	.875	HDS2	R	1269800	12.688	15.250	.875	HDS1	R
W/4 EA .125 LUGS						1269900	12.688	16.500	.688	HDS2	R
1250570	12.500	14.000	.906	HDS1	R	1275219	12.750	14.250	.625	HDS7	H
1250574	12.500	14.500	.906	HDS1	R	1275238	12.750	14.250	.625	HS8	R
W/4 EA .438 LUGS						1275240	12.750	14.250	.688	HDS1	R
1250578	12.500	14.500	1.000	HS8	R	1275242	12.750	14.250	.688	HDS2	R
1250580	12.500	14.500	1.000	HDS1	R	1275243	12.750	14.250	.688	HDS2	V
1250582	12.500	14.500	1.000	HDS2	R	1275244	12.750	14.250	.688	HDS1	V
1250630	12.500	14.625	1.000	HDS1	R	1275246	12.750	14.250	.688	HDS2	D
1250660	12.500	14.750	.875	HDS1	R	W/4 EA .500 LUGS					
1250680	12.500	14.750	1.000	HDS1	R	1275249	12.750	14.250	.688	HDS3	D
1250750	12.500	15.000	.813	HDS1	R	W/4 EA .500 ADJ. LUGS					
1250912	12.500	13.750	.906	HDSA2	RD	1275250	12.750	14.250	.750	HDS1	R
1250922	12.500	14.000	.875	HDSA2	D	1275252	12.750	14.250	.750	HDS2	R
1250924	12.500	14.000	.906	HDSA2	V	1275255	12.750	14.250	.750	HS7	V
1250950	12.500	14.500	1.250	HDSA1	RD	1275256	12.750	14.250	.688	HDS2	V
1250952	12.500	14.500	1.250	HSDS1	RR	W/4 EA .500 ADJ. LUGS					
□ 1252340	318.00	360.00	20.00	HDS2	R	1275257	12.750	14.250	.750	HS7	R
1256250	12.565	14.063	.750	HDS1	R	1275368	12.750	14.500	.625	HS8	R
1256330	12.563	14.250	.750	HDS1	R	1275373	12.750	14.500	.688	HDS2	V
□1259100	320.00	350.00	16.00	HDS1	R	1275560	12.750	14.750	.875	HDS1	R
□1259160	320.00	355.00	16.00	HDS1	R	1275569	12.750	14.750	.875	HDS3	D
□1259220	320.00	360.00	16.00	HDS1	R	W/4 EA .500 ADJ. LUGS					
W/6 EA 12.70MM ADJ. LUGS						1275580	12.750	14.750	1.000	HDS1	R
□1259240	320.00	358.00	19.00	HDS1	R	1275582	12.750	14.750	1.000	HDS2	R
□ 1259247	320.00	360.00	18.00	HDS2	V	1275590	12.750	14.750	1.250	HDS1	R
□1259280	320.00	360.00	20.00	HDS1	V	1275660	12.750	15.000	.875	HDS1	R

★Contact manufacturer for availability
Bold numbers are preferred designs

□ Metric numbers

† Includes Bore-Tite on O.D.
 ▲ WasteWatcher numbers

Numerical — complete index

Stock no.	Shaft	Bore	Width of seal	Type and style	Lip code	Stock no.	Shaft	Bore	Width of seal	Type and style	Lip code
1275740	12.750	15.250	.688	HDS1	R	1300540	13.000	15.000	.750	HDS1	R
1275760	12.750	15.250	.875	HDS1	R	1300542	13.000	15.000	.750	HDS2	R
1275820	12.750	15.500	.875	HDS1	R	1300548	13.000	15.000	.750	HS8	R
1275892	12.750	15.750	1.000	HDS2	R	1300549	13.000	15.000	.750	HDS3	D
1275950	12.750	14.750	1.250	HDSB1	RD						
1279282	12.795	14.370	.630	HDS2	D			W/4 EA .500 ADJ. LUGS			
1281250	12.813	14.312	.750	HDS1	R	1300550	13.000	15.000	.813	HDS1	R
1281260	12.813	14.375	.625	HDS1	V	1300552	13.000	15.000	.813	HDS2	R
1287912	12.875	14.125	.875	HDSA2	R	1300553	13.000	15.000	.813	HDS1	R
1288237	12.875	14.375	.625	HS7	R			W/4 EA .344 LUGS			
1288257	12.875	14.375	.750	HS7	R	1300557	13.000	15.000	.813	HS7	R
1288322	12.875	14.500	.688	HDS2	R	1300558	13.000	15.000	.813	HS8	R
1288480	12.875	14.750	.875	HDS1	R	1300560	13.000	15.000	.875	HDS1	R
1288490	12.875	14.750	1.000	HDS1	R	1300565	13.000	15.000	.875	HDS2	R
1288580	12.875	14.875	1.000	HDS1	R			W/4 EA .125 LUGS			
1288620	12.875	15.000	.875	HDS1	R	1300568	13.000	15.000	.813	HS8	D
1288710	12.875	15.250	.875	HDS1	R	1300570	13.000	15.000	.938	HDS1	R
1288800	12.875	15.500	.875	HDS1	R	1300573	13.000	15.000	.938	HDS1	V
1293098	12.938	14.250	.625	HS8	R	1300580	13.000	15.000	1.000	HDS1	R
1297218	12.975	14.500	.750	HS8	R	1300582	13.000	15.000	1.000	HDS2	V
□ 1299212	330.00	370.00	20.00	HDS2	R	1300585	13.000	15.000	1.000	HDS2	R
		W/4 EA 4.77MM LUGS				1300587	13.000	15.000	1.000	HS7	R
□ 1299242	330.00	370.00	18.00	HDS2	V	1300590	13.000	15.000	1.313	HDSE1	RR
□ 1299252	330.00	370.00	18.00	HDS2	R	1300600	13.000	15.000	1.000	HDS7	R
□ 1299262	330.00	370.00	20.00	HDS2	R	1300900	13.000	14.500	.875	HDSA1	RD
□ 1299272	330.00	370.00	25.00	HDS2	R	1300901	13.000	14.500	.875	HDSA2	D
□1299280	330.00	370.00	20.00	HDS1	R	1300920	13.000	14.500	1.000	HDSA1	RD
□1299300	330.00	370.00	18.00	HDS1	R	1300921	13.000	14.500	1.500	HDSD2	DD
□ 1299302	330.00	370.00	18.00	HDS2	D	1300929	13.000	14.500	.875	HDSB1	RD
□1299303	330.00	370.00	20.00	HDS1	R	1300973	13.000	15.375	1.375	HDSE2	DD
□ 1299312	330.00	370.00	16.00	HDS2	R	1300990	13.000	16.000	1.000	HDSA1	RD
□1299340	330.00	374.00	18.00	HDS1	R	1313257	13.125	14.625	.750	HS7	R
		W/4 EA 12.70MM ADJ. LUGS				1313557	13.125	15.125	.813	HS7	R
□ 1299382	330.00	374.00	20.00	HDS2	R	1313560	13.125	15.125	.875	HDS1	R
□1299700	330.00	390.00	25.00	HDS1	R	1313620	13.125	15.250	.875	HDS1	R
□ 1299732	330.00	390.00	28.00	HDS2	D	1313710	13.125	15.500	.875	HDS1	R
1300018	13.000	14.000	.500	HS8	R	1313800	13.125	15.750	.875	HDS1	R
1300019	13.000	14.000	.500	HS8	D	1318102	13.188	14.500	.750	HDS2	R
1300237	13.000	14.500	.625	HS7	R	1318222	13.187	14.688	.688	HDS2	R
1300240	13.000	14.500	.688	HDS1	R	□1318303	335.00	375.00	18.00	HDS3	D
1300242	13.000	14.500	.688	HDS1	R			W/6 EA 12.70MM ADJ. LUGS			
		W/4 EA .125 LUGS				1318920	13.188	14.500	1.250	HDSD2	RR
1300243	13.000	14.500	.688	HDS1	R	1319017	13.188	14.188	.500	HS7	R
		W/4 EA .375 LUGS				□1319430	335.00	380.00	20.00	HDS1	R
1300244	13.000	14.500	.688	HDS2	R	1322100	13.220	14.407	.625	HDS1	R
1300249	13.000	14.500	.688	HDS3	D	1325228	13.250	14.750	.625	HS8	R
		W/4 EA .500 ADJ. LUGS				1325230	13.250	14.750	.625	HDS1	R
1300250	13.000	14.500	.750	HDS1	R	1325232	13.250	14.750	.625	HDS2	D
1300251	13.000	14.500	.750	HDS1	D	1325235	13.250	14.750	.625	HDS1	V
1300252	13.000	14.500	.750	HDS2	R	1325237	13.250	14.750	.625	HS7	R
1300253	13.000	14.500	.750	HDS1	V	1325238	13.250	14.750	.625	HS8	R
1300254	13.000	14.500	.688	HDS1	V			W/HOOK & EYE SPRING CONNECTOR			
1300257	13.000	14.500	.750	HS7	R	1325239	13.250	14.750	.625	HDS3	D
1300258	13.000	14.500	.750	HS8	R			W/4 EA .500 ADJ. LUGS			
1300259	13.000	14.500	.750	HS8	D	1325240	13.250	14.750	.688	HDS1	R
1300283	13.000	14.500	.688	HDS2	V	1325242	13.250	14.750	.688	HDS2	R
1300290	13.000	14.500	1.000	HDS1	R	1325243	13.250	14.750	.688	HDS2	V
1300292	13.000	14.500	1.000	HDS2	R	1325244	13.250	14.750	.688	HDS2	R
1300330	13.000	14.625	.750	HDS1	R			W/4 EA .125 LUGS			
1300337	13.000	14.625	.750	HS7	R	1325250	13.250	14.750	.750	HDS1	R
1300410	13.000	14.750	.875	HDS1	R	1325252	13.250	14.750	.750	HDS2	R
1300420	13.000	14.750	1.000	HDS1	R	1325257	13.250	14.750	.750	HS7	R
1300444	13.000	14.812	.625	HDS1	R	1325290	13.250	14.750	1.000	HDS1	R
1300480	13.000	14.875	.875	HDS1	R	1325300	13.250	14.875	.688	HDS1	R
1300527	13.000	15.000	.625	HS7	R	1325330	13.250	14.875	.750	HDS1	R

Numerical — complete index

Stock no.	Shaft	Bore	Width of seal	Type and style	Lip code	Stock no.	Shaft	Bore	Width of seal	Type and style	Lip code
1350557	13.500	15.500	.813	HS7	R	1375543	13.750	15.750	.750	HDS1	V
1350560	13.500	15.500	.875	HDS1	R	1375544	13.750	15.750	.750	HDS2	V
1350564	13.500	15.500	.813	HDS2	V	1375550	13.750	15.750	.813	HDS1	R
1350580	13.500	15.500	1.000	HDS1	R	1375553	13.750	15.750	.813	HDS2	V
1350583	13.500	15.500	1.000	HDS1	V	1375557	13.750	15.750	.813	HS7	R
1350587	13.500	15.500	1.000	HS7	R	1375560	13.750	15.750	.875	HDS1	R
1350590	13.500	15.500	1.063	HDS1	R	1375580	13.750	15.750	1.000	HDS1	R
	W/4 EA .438 LUGS					1375588	13.750	15.750	1.000	HS8	R
1350591	13.500	15.500	1.250	HDS1	R	1375660	13.750	16.000	.875	HDS1	R
1350592	13.500	15.500	1.500	HDS1	R	1375680	13.750	16.000	1.000	HDS1	R
1350660	13.500	15.750	.875	HDS1	R	1375719	13.750	15.250	.625	HDS7	H
1350690	13.500	15.752	1.000	HDS1	R	1375760	13.750	16.250	.875	HDS1	R
1350750	13.500	16.500	1.000	HDS1	R	1375820	13.750	16.500	.875	HDS1	R
1350760	13.500	16.000	.875	HDS1	R	□ 1377040	350.00	380.00	16.00	HDS2	V
1350900	13.500	17.300	1.000	HDS1	R	□ 1377050	350.00	380.00	16.00	HDS2	R
1350953	13.500	15.500	1.250	HDSE1	RR	□1377100	350.00	380.00	16.00	HDS1	R
1350954	13.500	15.500	.875	HDSA2	RD	□ 1377242	350.00	390.00	18.00	HDS2	D
1350962	13.500	15.500	1.375	HDS2	R	□1377280	350.00	390.00	18.00	HDS1	D
1350970	13.500	15.500	1.250	HDSB1	RD	□1377287	350.00	390.00	18.00	HDS1	V
1350980	13.500	15.500	1.375	HDS1	RR	□ 1378212	350.00	390.00	18.00	HDS2	V
1352480	13.520	15.500	.813	HDS1	R	1378257	13.780	15.279	.750	HS7	R
1356257	13.563	15.063	.750	HS7	R	□ 1378268	350.00	390.00	18.00	HS8	R
1358017	13.580	14.580	.500	HS7	R	□ 1378372	350.00	380.00	20.50	HDS2	H
□ 1358418	345.00	390.00	25.00	HS8	R	□ 1378392	380.00	425.00	20.00	HDS2	R
1363238	13.625	15.125	.625	HS8	R	1378508	13.780	15.708	.787	HS8	R
1363490	13.625	15.500	1.000	HDS1	R	□1378540	350.00	400.00	17.00	HDS1	R
1363557	13.625	15.625	.813	HS7	R	1381600	13.813	16.000	1.000	HDS1	R
1363587	13.625	15.625	1.000	HS7	R	1381602	13.813	16.000	1.000	HDS2	R
1363790	13.625	16.125	1.250	HDS1	R	1387238	13.875	15.375	.625	HS8	R
1369290	13.688	15.188	1.000	HDS1	R	W/HOOK & EYE SPRING CONNECTOR					
1375017	13.750	14.750	.500	HS7	R	1387610	13.875	16.000	1.000	HDS7	R
1375018	13.750	14.750	.500	HS8	R	1387912	13.875	15.125	.875	HDSA2	RD
1375110	13.750	15.000	.625	HDS1	R	1388257	13.875	15.375	.750	HS7	R
1375130	13.750	15.000	.750	HDS1	R	1388300	13.875	15.440	.750	HDS1	R
1375131	13.750	15.000	.750	HDS1	D	1388588	13.875	15.875	1.000	HS8	R
1375133	13.750	15.000	.750	HDS2	R	1388630	13.875	16.000	1.000	HDS1	R
	W/4 EA .125 LUGS					1394230	13.938	15.438	.625	HDS1	R
1375224	13.750	15.250	.688	HDS2	V	1394240	13.938	15.438	.688	HDS1	R
1375230	13.750	15.250	.625	HDS1	R	1394250	13.938	15.438	.750	HDS1	R
1375236	13.750	15.250	.625	HS8	R	1394257	13.938	15.437	.750	HS7	R
	W/HOOK & EYE SPRING CONNECTOR					1394260	13.938	15.500	.750	HDS1	R
1375237	13.750	15.250	.625	HS7	R	1394262	13.938	15.500	.750	HDS2	R
1375238	13.750	15.250	.625	HS8	R	1394430	13.938	15.744	1.000	HDS1	R
1375239	13.750	15.250	.625	HDS3	D	1394432	13.938	15.744	1.000	HDS2	R
	W/4 EA .500 ADJ. LUGS					1394450	13.938	15.750	.938	HDS1	R
1375240	13.750	15.250	.688	HDS1	R	1394600	13.938	16.000	.875	HDS1	R
1375242	13.750	15.250	.688	HDS2	R	1394700	13.938	16.250	.875	HDS1	R
1375250	13.750	15.250	.750	HDS1	R	1394740	13.938	16.500	.875	HDS1	R
1375257	13.750	15.250	.750	HS7	R	1394942	13.938	15.744	1.250	HDSA2	RD
1375340	13.750	15.438	.750	HDS1	R	1398232	13.980	15.500	.625	HDS2	R
1375380	13.750	15.500	.750	HDS1	R	1400017	14.000	15.000	.500	HS7	R
1375382	13.750	15.500	.750	HDS2	R	1400018	14.000	15.000	.500	HS8	R
1375387	13.750	15.500	.750	HDS1	V	1400222	14.000	15.510	.688	HDS2	D
1375388	13.750	15.500	.750	HDS2	H	1400223	14.000	15.510	.688	HDS3	D
1375418	13.750	15.500	.875	HDSA1	VD	W/4 EA .500 ADJ. LUGS					
1375430	13.750	15.508	.750	HDS1	R	1400227	14.000	15.500	.625	HS7	D
1375445	13.750	15.563	1.000	HDS1	R	1400230	14.000	15.500	.625	HDS1	R
1375522	13.750	15.750	.625	HDS2	R	1400232	14.000	15.500	.625	HDS2	R
1375527	13.750	15.750	.625	HS7	R	1400233	14.000	15.500	.625	HDS2	D
1375528	13.750	15.750	.625	HS8	R	1400234	14.000	15.500	.625	HDS2	V
	W/HOOK & EYE SPRING CONNECTOR					1400235	14.000	15.500	.625	HDS2	R
1375529	13.750	15.750	.625	HDS3	D	W/4 EA .125 LUGS					
	W/4 EA .500 ADJ. LUGS					1400237	14.000	15.500	.625	HS7	R
1375540	13.750	15.750	.750	HDS1	R	1400238	14.000	15.500	.625	HS8	R
1375542	13.750	15.750	1.000	HDS2	R	W/HOOK & EYE SPRING CONNECTOR					

Numerical — complete index

Stock no.	Shaft	Bore	Width of seal	Type and style	Lip code	Stock no.	Shaft	Bore	Width of seal	Type and style	Lip code
1400239	14.000	15.500	.625	HDS3	D	1400910	14.000	15.500	.985	HDSC1	R
	W/4 EA .500 ADJ. LUGS					1400925	14.000	15.500	1.000	HDSA1	RD
1400240	14.000	15.500	.688	HDS1	R	1400926	14.000	15.500	1.500	HDS2	DD
1400250	14.000	15.500	.750	HDS1	R	1400928	14.000	15.500	.875	HDSC1	RD
1400253	14.000	15.500	.750	HDS1	V	1400950	14.000	16.000	1.375	HDSA1	RD
1400254	14.000	15.500	.750	HDS1	D	1400958	14.000	16.000	1.000	HDSA1	RD
	W/4 EA .125 LUGS					1400965	14.000	16.250	1.000	HDSA2	RD
1400255	14.000	15.500	.750	HDS1	R	1400970	14.000	16.000	1.375	HDS1	RR
	W/4 EA .188 LUGS					1400972	14.000	16.000	1.375	HDS2	RR
1400257	14.000	15.500	.750	HS7	R	1400981	14.000	16.750	.968	HDSB2	RD
1400258	14.000	15.500	.750	HS8	R	1401257	14.013	15.513	.750	HS7	R
1400259	14.000	15.500	.750	HS8	D	1402170	14.016	15.500	.688	HDS2	D
1400300	14.000	15.562	.750	HDS1	R	1406557	14.063	16.063	.813	HS7	R
1400303	14.000	15.562	.750	HDS2	R	1413257	14.125	15.625	.750	HS7	R
1400309	14.000	15.562	.750	HDS3	D	1413762	14.125	16.712	.875	HDS2	D
	W/4 EA .500 ADJ. LUGS					1413805	14.125	16.745	.875	HDS2	D
1400310	14.000	15.625	.625	HDS1	R	1413975	14.125	16.745	1.703	HDS2	DD
1400313	14.000	15.625	.625	HDS1	R	1417047	14.173	15.354	.625	HS7	R
	W/4 EA .125 LUGS					<input type="checkbox"/> 1417060	360.00	392.00	15.88	HDS1	R
1400314	14.000	15.625	.625	HDS1	V	<input type="checkbox"/> 1417075	360.00	390.00	18.00	HS5	H
1400370	14.000	15.750	.688	HDS1	R	1417102	14.173	15.433	.787	HDS2	D
1400380	14.000	15.750	.750	HDS1	R	<input type="checkbox"/> 1417130	360.00	392.00	20.00	HDS1	R
1400382	14.000	15.750	.750	HDS2	R	<input type="checkbox"/> 1417220	360.00	404.00	16.00	HDS1	R
1400383	14.000	15.750	.750	HDS2	V		W/6 EA 12.70MM ADJ. LUGS				
1400384	14.000	15.750	.750	HDS2	R	<input type="checkbox"/> 1417222	360.00	398.00	20.00	HDS2	R
	W/4 EA .125 LUGS					<input type="checkbox"/> 1417245	360.00	400.00	17.00	HDS2	R
1400388	14.000	15.750	.750	HS8	R		W/4 EA 4.77MM LUGS				
	W/HOOK & EYE SPRING CONNECTOR					<input type="checkbox"/> 1417250	360.00	400.00	18.00	HDS1	R
1400389	14.000	15.750	.750	HDS3	D	<input type="checkbox"/> 1417251	360.00	400.00	20.00	HDS1	V
	W/4 EA .500 ADJ. LUGS					<input type="checkbox"/> 1417252	360.00	400.00	17.00	HDS2	R
1400390	14.000	15.750	.813	HDS1	R		W/6 EA 12.70MM ADJ. LUGS				
1400410	14.000	15.750	.875	HDS1	R	<input type="checkbox"/> 1417253	360.00	400.00	20.00	HDS2	R
1400430	14.000	15.752	.813	HDS1	R	1417257	14.173	15.673	.750	HS7	R
1400528	14.000	16.000	.625	HS8	R	1417258	14.173	15.673	.750	HS8	R
1400538	14.000	16.000	.625	HS8	R		W/HOOK & EYE SPRING CONNECTOR				
1400540	14.000	16.000	.750	HDS1	R	<input type="checkbox"/> 1417268	360.00	400.00	18.00	HS8	R
1400543	14.000	16.000	.750	HDS1	V	<input type="checkbox"/> 1417275	360.00	400.00	25.00	HDS2	R
1400545	14.000	16.000	.750	HDS2	R	<input type="checkbox"/> 1417287	360.00	400.00	20.00	HS7	R
	W/4 EA .125 LUGS					<input type="checkbox"/> 1417310	360.00	400.00	20.00	HDS1	R
1400548	14.000	16.000	.750	HS7	R	<input type="checkbox"/> 1417337	360.00	400.00	18.00	HDS1	V
1400549	14.000	16.000	.750	HDS3	D	<input type="checkbox"/> 1417342	360.00	404.00	20.00	HDS2	R
	W/4 EA .500 ADJ. LUGS					<input type="checkbox"/> 1417351	360.00	404.00	20.00	HDS7	R
1400550	14.000	16.000	.813	HDS1	R	<input type="checkbox"/> 1417442	360.00	390.00	15.88	HDS2	R
1400553	14.000	16.000	.813	HDS2	R	<input type="checkbox"/> 1417588	360.00	410.80	22.26	HS8	R
1400554	14.000	16.000	.813	HDS1	V	<input type="checkbox"/> 1417720	360.00	420.00	25.00	HDS1	R
1400557	14.000	16.000	.813	HS7	R	1417740	14.173	16.734	.844	HDS1	R
1400560	14.000	16.000	.875	HDS1	R	1417743	14.173	16.734	.844	HDS1	R
1400578	14.000	16.000	1.000	HS8	R		W/6 EA .063 LUGS				
	W/HOOK & EYE SPRING CONNECTOR					1417760	14.173	16.712	.875	HDS2	D
1400580	14.000	16.000	1.000	HDS1	R	1417973	14.173	16.712	1.703	HDS2	DD
1400582	14.000	16.000	1.000	HDS2	D	1418118	14.188	15.438	.625	HS8	R
1400583	14.000	16.000	1.000	HDS1	V	1418120	14.188	15.500	.688	HDS1	D
1400585	14.000	16.000	1.000	HDS2	R	1419140	14.188	15.500	.688	HDS1	R
1400587	14.000	16.000	1.000	HS7	R	1419300	14.188	15.750	.750	HDS1	R
1400588	14.000	16.000	1.000	HS8	R	1419440	14.188	16.000	.875	HDS1	R
1400598	14.000	16.000	1.000	HS8	R	1419550	14.188	16.188	.813	HDS1	R
1400680	14.000	16.250	1.000	HDS1	R	1419557	14.188	16.188	.813	HS7	R
1400683	14.000	16.250	1.000	HDS1	V	1419600	14.188	16.250	.875	HDS1	R
1400730	14.000	16.375	1.000	HDS1	R	1419700	14.188	16.500	.875	HDS1	R
1400750	14.000	16.500	.813	HDS1	R	1419790	14.188	16.742	.875	HDS1	R
1400753	14.000	16.500	.813	HDS1	V	1419800	14.188	16.750	.875	HDS1	R
1400780	14.000	16.500	1.000	HDS1	R	1425250	14.250	15.750	.750	HDS1	R
1400800	14.000	16.625	.625	HDS1	R	1425252	14.250	15.750	.750	HDS2	R
1400840	14.000	16.875	.750	HDS1	R	1425257	14.250	15.750	.750	HS7	R
1400905	14.000	18.000	.750	HDS1	R						

*Contact manufacturer for availability
Bold numbers are preferred designs

Metric numbers

† Includes Bore-Tite on O.D.
▲ WasteWatcher numbers

Numerical — complete index

Stock no.	Shaft	Bore	Width of seal	Type and style	Lip code	Stock no.	Shaft	Bore	Width of seal	Type and style	Lip code
1425258	14.250	15.750	.750	HS8	R	1450253	14.500	16.000	.750	HDS1	D
	W/HOOK & EYE SPRING CONNECTOR					1450257	14.500	16.000	.750	HS7	R
1425410	14.250	16.000	.875	HDS1	R	1450290	14.500	16.000	1.000	HDS1	R
1425520	14.250	16.250	.625	HDS1	R	1450360	14.500	16.250	.625	HDS1	R
1425550	14.250	16.250	.813	HDS1	R	1450380	14.500	16.250	.750	HDS1	R
1425552	14.250	16.250	.813	HDS2	R	1450390	14.500	16.250	.813	HDS1	R
1425557	14.250	16.250	.813	HS7	R	1450410	14.500	16.250	.875	HDS1	R
1425558	14.250	16.250	.813	HS8	R	1450420	14.500	16.250	1.000	HDS1	R
	W/HOOK & EYE SPRING CONNECTOR					1450540	14.500	16.500	.750	HDS1	R
1425559	14.250	16.250	.813	HDS3	D	1450542	14.500	16.500	.750	HDS2	R
	W/4 EA .500 ADJ. LUGS					1450549	14.500	16.500	.750	HDS3	D
1425560	14.250	16.250	.875	HDS1	R		W/4 EA .500 ADJ. LUGS				
1425580	14.250	16.250	1.000	HDS1	R	1450550	14.500	16.500	.813	HDS1	R
1425585	14.250	16.250	1.000	HDS2	R	1450553	14.500	16.500	.813	HDS2	D
1425587	14.250	16.250	1.000	HS7	R	1450557	14.500	16.500	.813	HS7	R
1425660	14.250	16.500	.875	HDS1	R	1450559	14.500	16.500	.813	HDS7	R
1425760	14.250	16.750	.875	HDS1	R	1450570	14.500	16.500	.938	HDS1	R
1425820	14.250	17.000	.875	HDS1	R	1450580	14.500	16.500	1.000	HDS1	R
1425920	14.250	15.750	1.000	HDSA1	RD	1450583	14.500	16.500	1.000	HDS1	V
1425950	14.250	16.250	1.000	HDSB1	RD	1450660	14.500	16.750	.875	HDS1	R
1432343	14.325	16.000	.688	HDS2	D	1450757	14.500	16.000	.688	HDS1	V
□ 1433962	364.00	420.00	25.00	HDSA2	RD	1450760	14.500	17.000	.875	HDS1	R
□ 1433970	364.00	420.00	25.00	HDSC7	RD	1450900	14.500	18.250	.875	HDS1	R
□ 1436170	365.00	400.00	17.00	HDS1	R	1450922	14.500	16.000	.870	HDSC2	DD
1437240	14.370	15.938	.709	HDS1	R	1450951	14.500	16.500	1.750	HDSE1	RR
□ 1437242	365.00	405.00	18.00	HDS2	R	1456200	14.563	16.000	.625	HDS1	R
□ 1437254	365.00	405.00	18.00	HDS2	V	□ 1456232	370.00	410.00	16.00	HDS2	R
□ 1437283	365.00	405.00	18.00	HDS3	R	□ 1456240	370.00	410.00	18.00	HDS1	R
	W/6 EA 12.70MM ADJ. LUGS					□ 1456490	370.00	420.00	25.00	HDS1	R
1438215	14.375	15.875	.750	HS8	V	□ 1456491	370.00	420.00	25.00	HDS1	R
1438250	14.375	15.875	.750	HDS1	R		W/4 EA 4.77MM LUGS				
1438258	14.375	15.875	.750	HS8	R	□ 1457230	360.00	410.00	17.00	HDS1	R
1438320	14.375	16.000	.688	HDS1	R	1459743	14.593	17.000	.875	HDS2	R
1438321	14.375	16.000	.688	HDS2	D	1462018	14.625	15.625	.500	HS8	R
1438322	14.375	16.000	.688	HDS2	R	1462208	14.625	16.133	.500	HS8	R
1438323	14.375	16.000	.688	HDS2	R	1462330	14.625	16.250	.750	HDS1	V
	W/4 EA .125 LUGS					1462912	14.625	16.133	1.250	HDSE2	RR
1438324	14.375	16.000	.688	HDS2	D		W/8 EA .125 LUBE HOLES on O.D.				
	W/4 EA .125 LUGS					1462918	14.625	16.133	1.250	HDSE1	RR
1438329	14.375	16.000	.688	HDS3	D		W/8 EA .125 LUBE HOLES ON O.D.				
	W/4 EA .500 ADJ. LUGS					1463250	14.625	16.125	.750	HDS1	R
1438547	14.375	16.375	.750	HS7	R	1463252	14.625	16.125	.750	HDS2	R
1440901	14.400	15.587	.875	HDSB1	RD	1463257	14.625	16.125	.750	HS7	R
1444230	14.438	15.938	.625	HDS1	R	1463330	14.625	16.250	.750	HDS1	R
1450018	14.500	15.500	.500	HS8	R	1463480	14.625	16.500	.875	HDS1	R
1450027	14.500	15.500	.625	HS7	R	1463565	14.625	16.625	.875	HDS2	R
1450140	14.500	15.750	.750	HDS1	R	1463600	14.625	16.742	1.000	HDS1	R
1450212	14.500	15.984	.688	HDS2	R	1463630	14.625	16.750	1.000	HDS1	R
1450214	14.500	15.984	.688	HDS2	R	1463710	14.625	17.000	.875	HDS1	R
	W/4 EA .125 LUGS					1463800	14.625	17.250	.875	HDS1	R
1450220	14.500	16.000	.688	HDS7	R	1468129	14.688	16.000	.688	HDS2	D
1450228	14.500	16.000	.625	HS8	V	1469230	14.688	16.188	.625	HDS1	R
	W/HOOK & EYE SPRING CONNECTOR					1469257	14.688	16.188	.750	HS7	R
1450230	14.500	16.000	.625	HDS1	V	1469557	14.688	16.688	.813	HS7	R
1450240	14.500	16.000	.688	HDS1	R	1475218	14.750	16.250	.750	HS8	V
1450241	14.500	16.000	.688	HDS1	R		W/HOOK & EYE SPRING CONNECTOR				
	W/4 EA .125 LUGS					1475228	14.750	16.250	.625	HS8	V
1450242	14.500	16.000	.688	HDS2	R	1475230	14.750	16.250	.625	HDS1	R
1450244	14.500	16.000	.688	HDS2	R	1475232	14.750	16.250	.625	HDS1	R
	W/4 EA .125 LUGS						W/4 EA .125 LUGS				
1450249	14.500	16.000	.688	HDS3	D	1475237	14.750	16.250	.625	HS7	R
	W/4 EA .500 ADJ. LUGS					1475238	14.750	16.250	.625	HS8	R
1450250	14.500	16.000	.750	HDS1	R		W/HOOK & EYE SPRING CONNECTOR				
	W/BORE-TITE					1475239	14.750	16.250	.625	HDS3	D
1450252	14.500	16.000	.750	HDS2	R		W/4 EA .500 ADJ. LUGS				

Numerical — complete index

Stock no.	Shaft	Bore	Width of seal	Type and style	Lip code	Stock no.	Shaft	Bore	Width of seal	Type and style	Lip code
1475240	14.750	16.250	.688	HDS1	R	<input type="checkbox"/> 1496254	380.00	420.00	20.00	HDS2	R
1475242	14.750	16.250	.688	HDS1	R			W/4 EA 9.50MM LUGS			
1475243	14.750	16.250	.688	HDS2	D	<input type="checkbox"/> 1496256	380.00	420.00	20.00	HDS2	V
1475244	14.750	16.250	.688	HDS1	V	<input type="checkbox"/> 1496257	380.00	418.00	19.00	HS7	R
		W/4 EA .125 LUGS				<input type="checkbox"/> 1496258	380.00	418.00	19.00	HS8	R
1475245	14.750	16.250	.688	HDS2	D	<input type="checkbox"/> 1496259	380.00	420.00	20.00	HDS2	D
		W/4 EA .313 LUGS				<input type="checkbox"/> 1496263	380.00	420.00	20.00	HDS3	D
1475250	14.750	16.250	.750	HDS1	R			W/4 EACH 12.70MM ADJ LUGS			
1475252	14.750	16.250	.750	HDS2	R	<input type="checkbox"/> 1496268	380.00	420.00	19.05	HS8	V
1475253	14.750	16.250	.750	HDS2	V	<input type="checkbox"/> 1496283	380.00	420.00	16.00	HDS3	D
1475257	14.750	16.250	.750	HS7	R			W/6 EA 12.70MM ADJ. LUGS			
1475258	14.750	16.250	.750	HS8	R	<input type="checkbox"/> 1496289	380.00	420.00	20.00	HS8	D
1475302	14.750	16.252	.750	HDS2	R	<input type="checkbox"/> 1496308	380.00	420.00	20.00	HS8	R
1475370	14.750	16.500	.688	HDS1	R	<input type="checkbox"/> 1496384	380.00	424.00	20.00	HS8	R
1475371	14.750	16.500	.688	HDS1	R			W/HOOK & EYE SPRING CONNECTOR			
		W/4 EA .375 LUGS				<input type="checkbox"/> 1496470	380.00	430.00	20.00	HS2	R
1475372	14.750	16.500	.688	HDS2	R	<input type="checkbox"/> 1496508	380.00	430.00	20.00	HS8	R
1475374	14.750	16.500	.688	HDS2	R	<input type="checkbox"/> 1496671	380.00	440.00	25.00	HDS1	R
		W/4 EA .375 LUGS				<input type="checkbox"/> 1496672	380.00	440.00	25.00	HDS2	R
1475377	14.750	16.500	.688	HS7	R	<input type="checkbox"/> 1496944	380.00	420.00	22.20	HDSA2	VD
1475378	14.750	16.500	.688	HS8	R	<input type="checkbox"/> 1496972	380.00	440.00	28.00	HDSA2	RD
		W/HOOK & EYE SPRING CONNECTOR				1500017	15.000	16.000	.500	HS7	R
1475379	14.750	16.500	.688	HDS3	D	1500018	15.000	16.000	.500	HS8	R
		W/4 EA .500 ADJ. LUGS				1500157	15.000	16.420	.500	HS7	R
1475383	14.750	16.500	.688	HDS2	V	1500222	15.000	16.500	.750	HDS2	R
1475410	14.750	16.500	.875	HDS1	R	1500240	15.000	16.500	.688	HDS1	R
1475411	14.750	16.500	.875	HDS2	R	1500243	15.000	16.500	.688	HDS2	V
1475420	14.750	16.500	1.000	HDS1	R	1500244	15.000	16.500	.688	HDS2	D
1475430	14.750	16.500	.688	HDS7	R	1500245	15.000	16.500	.688	HDS2	R
1475557	14.750	16.750	.813	HS7	R	1500248	15.000	16.500	.688	HDS3	D
1475560	14.750	16.750	.875	HDS1	R			W/4 EA .500 ADJ. LUGS			
1475561	14.750	16.750	.875	HDS1	R	1500249	15.000	16.500	.688	HDS3	D
		W/4 EA .125 LUGS						W/4 EA .500 ADJ. LUGS			
1475660	14.750	17.000	.875	HDS1	R	1500250	15.000	16.500	.750	HDS1	R
1475760	14.750	17.250	.875	HDS1	R	1500252	15.000	16.500	.750	HDS1	D
1475820	14.750	17.500	.875	HDS1	R	1500253	15.000	16.500	.750	HDS1	V
1475942	14.750	16.500	1.250	HDS2	RR	1500254	15.000	16.500	.750	HDS2	V
<input type="checkbox"/> 1476380	375.00	420.00	18.00	HDS1	R	1500257	15.000	16.500	.750	HS7	R
<input type="checkbox"/> 1476432	375.00	420.00	18.00	HDS2	R	1500258	15.000	16.500	.750	HS8	R
1487337	14.875	16.500	.750	HDS1	V			W/HOOK & EYE SPRING CONNECTOR			
1488252	14.875	16.375	.750	HDS2	R	1500283	15.000	16.500	.688	HDS2	V
1488257	14.875	16.375	.750	HS7	R	1500290	15.000	16.500	1.000	HDS1	R
1488330	14.875	16.500	.750	HDS1	R	1500292	15.000	16.500	1.000	HDS2	R
1488332	14.875	16.500	.750	HDS2	R	1500380	15.000	16.750	.750	HDS1	R
1488480	14.875	16.750	.875	HDS1	R	1500383	15.000	16.750	.750	HDS1	V
1488557	14.875	16.875	.813	HS7	R	1500410	15.000	16.750	.875	HDS1	R
1488560	14.875	16.875	.875	HDS1	R	1500432	15.000	16.750	1.125	HDS2	R
1488580	14.875	16.875	1.000	HDS1	R	1500470	15.000	16.875	.750	HDS1	R
1488587	14.875	16.875	1.000	HS7	R	1500480	15.000	16.875	.875	HDS1	R
1488620	14.875	17.000	.875	HDS1	R	1500510	15.000	17.000	.812	HDS7	R
1488710	14.875	17.250	.875	HDS1	R	1500522	15.000	17.000	1.000	HDS2	R
1488800	14.875	17.500	.875	HDS1	R			WITH SPRING KOVER			
1488935	14.875	16.500	1.250	HDS2	RR	1500528	15.000	17.000	.625	HS8	R
1491600	14.906	17.000	.875	HDS1	R	1500540	15.000	17.000	.750	HDS1	R
1491603	14.906	17.000	.875	HDS2	R	1500542	15.000	17.000	.750	HDS2	D
1494257	14.938	16.438	.750	HS7	R	1500543	15.000	17.000	.750	HDS2	R
<input type="checkbox"/> 1496223	380.00	420.00	16.00	HDS3	R	1500549	15.000	17.000	.750	HDS3	D
		W/4 EA .500 ADJ. LUGS						W/4 EA .500 ADJ. LUGS			
<input type="checkbox"/> 1496238	380.00	420.00	20.00	HS8	D	1500550	15.000	17.000	.813	HDS1	R
<input type="checkbox"/> 1496247	380.00	420.00	20.00	HS7	R	1500552	15.000	17.000	.813	HDS2	R
<input type="checkbox"/> 1496248	380.00	420.00	20.00	HS8	H	1500553	15.000	17.000	.813	HDS2	V
<input type="checkbox"/> 1496250	380.00	420.00	20.00	HDS1	R	1500555	15.000	17.000	.813	HDS1	R
<input type="checkbox"/> 1496252	380.00	420.00	20.00	HDS2	R			W/4 EA .125 LUGS			
						1500556	15.000	17.000	.813	HDS1	R
								W/4 EA .063 LUGS			

★Contact manufacturer for availability
Bold numbers are preferred designs

Metric numbers

† Includes Bore-Tite on O.D.
 ▲ WasteWatcher numbers

Numerical — complete index

Stock no.	Shaft	Bore	Width of seal	Type and style	Lip code	Stock no.	Shaft	Bore	Width of seal	Type and style	Lip code
1500557	15.000	17.000	.813	HS7	R	1525560	15.250	17.250	.875	HDS1	R
1500558	15.000	17.000	.813	HS8	R	1525562	15.250	17.250	.875	HDS1	R
1500560	15.000	17.000	.875	HDS1	R	W/4 EA .250 LUGS					
1500563	15.000	17.000	.875	HDS2	R	1525580	15.250	17.250	1.000	HDS1	R
1500564	15.000	17.000	.875	HDS1	V	1525590	15.250	17.250	1.125	HDS1	R
1500568	15.000	17.000	.875	HS8	R	1525660	15.250	17.500	.875	HDS1	R
1500580	15.000	17.000	1.000	HDS1	R	1525740	15.250	17.750	.750	HDS1	R
1500590	15.000	17.000	1.250	HDS1	R	1525760	15.250	17.750	.875	HDS1	R
1500660	15.000	17.250	.875	HDS1	R	1525820	15.250	18.000	.875	HDS1	R
1500680	15.000	17.250	1.000	HDS1	R	1525952	15.250	17.250	1.500	HDS2	RR
1500760	15.000	17.500	.875	HDS1	R	1531300	15.313	16.875	.688	HDS1	R
1500770	15.000	17.500	.938	HDS1	R	1531310	15.313	16.875	.750	HDS1	R
1500772	15.000	17.500	.938	HDS2	R	1531400	15.313	17.000	.750	HDS1	R
1500774	15.000	17.500	.938	HDS1	R	1531500	15.313	17.250	.875	HDS1	R
W/4 EA .125 LUGS						1531530	15.313	17.313	.688	HDS1	R
1500779	15.000	17.500	.938	HDS3	D	1531532	15.312	17.312	.688	HDS2	V
W/4 EA .500 ADJ. LUGS						1531534	15.313	17.313	.688	HDS1	R
1500780	15.000	17.500	1.000	HDS1	R	W/4 EA .125 LUGS					
1500790	15.000	17.500	1.125	HDS1	R	1531537	15.313	17.313	.688	HDS1	V
1500800	15.000	17.500	1.250	HDS1	R	1531540	15.313	17.313	.750	HDS1	R
1500820	15.000	17.750	.875	HDS1	R	1531541	15.313	17.313	.750	HDS1	R
1500822	15.000	17.750	.875	HDS2	R	W/4 EA .125 LUGS					
1500902	15.000	16.188	1.250	HDSE2	RR	1531550	15.313	17.313	.813	HDS1	R
1500920	15.000	16.500	1.250	HDS1	RR	1531640	15.313	17.500	.875	HDS1	R
1500950	15.000	17.000	1.250	HDSA1	RD	1531740	15.313	17.750	.875	HDS1	R
1500951	15.000	17.000	.875	HDSA1	RD	1531800	15.313	18.000	.875	HDS1	R
1500956	15.000	17.000	.875	HDSC1	RD	1531950	15.313	17.313	.875	HDSA1	RD
W/4 EA .125 LUGS						1534258	15.344	16.875	.750	HS8	R
1500972	15.000	17.375	1.750	HDS1	RR	1534900	15.335	18.875	.875	HDS1	R
1500973	15.000	17.500	1.000	HDSA1	RD	<input type="checkbox"/> 1535242	390.00	430.00	18.00	HDS2	R
1500974	15.000	17.500	1.250	HDSE2	RR	<input type="checkbox"/> 1535248	390.00	430.00	20.00	HDS2	D
1512912	15.125	16.375	.875	HDSA2	RD	1535257	15.350	16.850	.750	HS7	R
1513330	15.125	16.750	.750	HDS1	R	<input type="checkbox"/> 1535284	390.00	430.00	20.00	HDS2	V
1518448	15.188	17.000	.625	HS8	R	<input type="checkbox"/> 1535300	390.00	430.00	16.00	HDS1	R
1519110	15.188	16.500	.625	HDS1	R	<input type="checkbox"/> 1535304	390.00	430.00	16.00	HDS2	R
1525158	15.250	16.625	.500	HS8	R	<input type="checkbox"/> 1535340	390.00	434.00	18.00	HDS1	R
1525162	15.250	16.625	.625	HS8	R	W/6 EA 12.70MM ADJ. LUGS					
1525168	15.250	16.625	.593	HS8	R	<input type="checkbox"/> 1535345	390.00	434.00	20.00	HS5	R
1525220	15.250	16.754	.750	HDS1	R	<input type="checkbox"/> 1535382	390.00	434.00	20.00	HDS2	R
1525228	15.250	16.750	.688	HDS1	H	<input type="checkbox"/> 1535710	390.00	450.00	25.00	HDS1	R
1525240	15.250	16.750	.688	HDS1	R	<input type="checkbox"/> 1535934	390.00	434.00	22.00	HDSA2	V
1525241	15.250	16.750	.688	HDS1	R	1536690	15.359	17.709	.906	HDS1	R
W/4 EA .375 LUGS						1536691	15.359	17.709	.906	HDS7	R
1525242	15.250	16.750	.688	HDS2	R	1537142	15.375	16.625	.875	HDSA2	R
1525249	15.250	16.750	.688	HDS3	D	1538257	15.375	16.875	.750	HS7	R
W/4 EA .500 ADJ. LUGS						1538470	15.375	17.250	.750	HDS1	R
1525250	15.250	16.750	.750	HDS1	R	1538530	15.375	17.375	.688	HDS1	R
1525252	15.250	16.750	.750	HDS2	R	1538540	15.375	17.375	.750	HDS1	R
1525253	15.250	16.750	.750	HDS2	V	1538550	15.375	17.375	.813	HDS1	R
1525257	15.250	16.750	.750	HS7	R	1538552	15.375	17.375	.813	HDS2	R
1525278	15.250	16.750	.875	HS8	R	1538554	15.375	17.375	.813	HDS2	R
W/HOOK & EYE SPRING CONNECTOR						W/4 EA .375 LUGS					
1525302	15.250	16.752	.688	HDS2	R	1538557	15.375	17.375	.813	HS7	R
1525380	15.250	17.000	.750	HDS1	R	1538580	15.375	17.375	1.000	HDS1	R
1525410	15.250	17.000	.875	HDS1	R	1538581	15.375	17.375	1.000	HDS1	R
1525511	15.250	17.250	.625	HDS7	R	W/4 EA .125 LUGS					
1525525	15.250	17.250	.625	HDS2	R	1538587	15.375	17.375	1.000	HS7	R
W/4 EA .500 ADJ. LUGS						1538630	15.375	17.500	1.000	HDS1	R
1525540	15.250	17.250	.750	HDS1	R	1538700	15.375	17.728	.875	HDS1	R
1525542	15.250	17.250	.750	HDS2	R	1538710	15.375	17.750	.875	HDS1	R
1525549	15.250	17.250	.750	HDS3	D	1544219	15.438	16.938	.750	HS8	D
W/4 EA .500 ADJ. LUGS						1547530	15.472	17.502	.709	HDS1	R
1525550	15.250	17.250	.813	HDS1	R	1550018	15.500	16.500	.500	HS8	R
1525554	15.250	17.250	.813	HDS2	R	1550028	15.500	16.500	.500	HS8	D
1525557	15.250	17.250	.813	HS7	R	1550130	15.500	16.750	.750	HDS1	R

Numerical — complete index

Stock no.	Shaft	Bore	Width of seal	Type and style	Lip code	Stock no.	Shaft	Bore	Width of seal	Type and style	Lip code
1550137	15.500	16.750	.750	HS7	R	1551568	15.515	17.515	.813	HS8	R
1550160	15.500	16.875	.625	HDS1	R	□ 1555185	395.00	430.00	18.00	HDS2	R
1550162	15.500	16.875	.625	HDS2	R		W/6 EA 12.70MM ADJ. LUGS				
1550163	15.500	16.875	.625	HDS2	V	□1555193	395.00	430.00	18.00	HDS1	V
1550169	15.500	16.875	.625	HDS3	D	1556190	15.563	16.929	.709	HDS1	R
	W/4 EA .500 ADJ. LUGS					1556560	15.563	17.625	.875	HDS1	R
1550250	15.500	17.000	.750	HDS1	R	1560146	15.604	16.974	.625	HDS1	R
1550252	15.500	17.000	.750	HDS1	R	1562118	15.625	16.875	1.250	HDS2	D
	W/4 EA .125 LUGS					1563250	15.625	17.125	.750	HDS1	R
1550253	15.500	17.000	.750	HDS1	V	1563257	15.625	17.125	.750	HS7	R
	W/8 EA .375 LUGS					1563480	15.625	17.500	.875	HDS1	R
1550254	15.500	17.000	.750	HDS1	V	1563560	15.625	17.625	.875	HDS1	R
	W/4 EA .188 LUGS					1563588	15.625	17.625	1.000	HS8	R
1550255	15.500	17.000	.750	HDS2	R	1563600	15.625	17.727	.875	HDS1	R
	W/4 EA .125 LUGS					1563620	15.625	17.750	.875	HDS1	R
1550257	15.500	17.000	.750	HS7	R	1563710	15.625	18.000	.875	HDS1	R
1550258	15.500	17.000	.750	HS8	R	□1574220	400.00	440.00	18.00	HDS1	R
1550283	15.500	17.000	.750	HDS2	V		W/6 EA 12.70MM ADJ. LUGS				
	W/4 EA .188 LUGS					1574240	15.740	17.250	.688	HDS1	R
1550284	15.500	17.000	.750	HDS2	V	1574243	15.740	17.250	.688	HDS2	D
1550290	15.500	17.000	1.000	HDS1	R	1574245	15.740	17.250	.688	HDS2	R
1550292	15.500	17.000	1.000	HDS2	R	□1574250	400.00	444.00	20.00	HDS7	R
1550458	15.500	16.875	.625	HS8	R	□ 1574264	400.00	440.00	20.00	HDS2	V
1550488	15.500	17.375	.813	HS8	R	□1574267	400.00	440.00	20.00	HS7	R
1550528	15.500	17.500	1.000	HS8	R	□1574340	400.00	444.00	22.00	HDS1	R
1550530	15.500	17.500	.688	HDS1	R	□1574350	400.00	444.00	20.00	HDS1	R
1550540	15.500	17.500	.750	HDS1	R	□ 1574368	400.00	444.00	13.50	HS8	R
1550541	15.500	17.500	.750	HDS1	R	1574443	15.748	17.717	.890	HS4	R
	W/4 EA .125 LUGS					□ 1574445	400.00	447.00	20.00	HS5	R
1550542	15.500	17.500	.750	HDS2	R	□ 1574488	400.00	450.00	25.00	HS8	R
1550543	15.500	17.500	.750	HDS2	V	□1574500	400.00	450.00	20.00	HDS1	R
1550544	15.500	17.500	.813	HDS2	V	□ 1574503	400.00	450.00	20.00	HDS2	R
1550549	15.500	17.500	.750	HDS3	D	□ 1574504	400.00	450.00	17.50	HDS2	R
	W/4 EA .500 ADJ. LUGS						W/4 EA 3.20MM LUGS				
1550550	15.500	17.500	.813	HDS1	R	□1574520	400.00	450.00	20.00	HDS1	V
1550551	15.500	17.500	.813	HDS7	R	□ 1574558	400.00	451.00	22.22	HS8	R
	W/4 EA .250 LUGS					□1574573	400.00	450.00	20.00	HDS3	D
1550552	15.500	17.500	.813	HDS1	R		W/4 EA .500 ADJ. LUGS				
	W/4 EA .375 LUGS					1574722	15.748	18.110	.984	HDS2	R
1550553	15.500	17.500	.813	HDS2	R	□1574972	400.00	460.00	28.00	HDSA2	RD
1550554	15.500	17.500	.813	HDS1	V	1575110	15.750	17.000	.625	HDS1	R
1550555	15.500	17.500	.813	HDS2	R	1575210	15.750	17.250	.750	HDS7	H
	W/4 EA .125 LUGS					□ 1575212	400.00	440.00	20.00	HDS2	R
1550557	15.500	17.500	.813	HS7	R	1575240	15.750	17.250	.688	HDS1	R
1550558	15.500	17.500	.813	HDS2	D	1575242	15.750	17.250	.688	HDS1	R
1550559	15.500	17.500	.813	HDS7	R		W/4 EA .250 LUGS				
1550560	15.500	17.500	.875	HDS1	R	1575243	15.750	17.250	.688	HDS2	D
1550565	15.500	17.500	.813	HDS2	R	1575244	15.750	17.250	.688	HDS1	V
	W/4 EA .250 LUGS					1575245	15.750	17.250	.688	HDS2	R
1550570	15.500	17.500	.950	HDS1	R	1575246	15.750	17.250	.688	HDS2	R
1550575	15.500	17.500	.813	HDS2	R		W/4 EA .250 LUGS				
	W/4 EA .375 LUGS					1575248	15.750	17.250	.685	HS8	R
1550580	15.500	17.500	1.000	HDS1	R	1575249	15.750	17.250	.688	HDS3	D
1550587	15.500	17.500	1.000	HS7	R		W/4 EA .500 ADJ. LUGS				
1550600	15.500	17.550	1.000	HDS1	R	1575252	15.750	17.250	.750	HDS1	R
1550660	15.500	17.750	.875	HDS1	R		W/4 EA .188 LUGS				
1550680	15.500	17.750	1.000	HDS1	R	1575253	15.750	17.250	.750	HDS2	R
1550760	15.500	18.000	.875	HDS1	R	1575254	15.750	17.250	.787	HDS2	R
1550780	15.500	18.000	1.000	HDS1	R	1575257	15.750	17.250	.750	HS7	R
1550782	15.500	18.000	1.000	HDS2	R	□1575280	400.00	440.00	20.00	HDS1	R
1550789	15.500	18.000	1.000	HDS3	D	1575283	15.750	17.250	.688	HDS2	V
	W/4 EA .500 ADJ. LUGS					□1575337	400.00	440.00	20.00	HDS1	V
1550792	15.500	18.000	1.000	HDS2	D	1575370	15.750	17.500	.688	HDS1	R
1550920	15.500	17.000	1.375	HDS1	RR	1575377	15.750	17.500	.688	HDS1	V
□1551038	394.00	420.00	16.00	HMS46	R	□ 1575382	400.00	444.00	20.00	HDS2	R

★Contact manufacturer for availability
Bold numbers are preferred designs

□ Metric numbers

† Includes Bore-Tite on O.D.
▲ WasteWatcher numbers

Numerical — complete index

Stock no.	Shaft	Bore	Width of seal	Type and style	Lip code	Stock no.	Shaft	Bore	Width of seal	Type and style	Lip code
1575532	15.750	17.750	.688	HDS2	R	1600519	16.000	18.000	.813	HDS7	H
1575560	15.750	17.750	.875	HDS1	R	1600520	16.000	18.000	.813	HDS7	H
1575580	15.750	17.750	1.000	HDS1	R		W/4 EA .250 LUGS				
1575587	15.750	17.750	1.000	HS7	R	1600544	16.000	18.000	.750	HDS3	D
1575620	15.750	17.875	.875	HDS1	R		W/4 EA .500 ADJ. LUGS				
1575660	15.750	18.000	.875	HDS1	R	1600545	16.000	17.996	.813	HDS1	R
1575680	15.750	18.000	1.000	HDS1	R	1600546	16.000	17.996	.813	HDS1	R
□1575720	400.00	460.00	25.00	HDS1	R		W/4 EA .125 LUGS				
1575760	15.750	18.250	.875	HDS1	R	1600548	16.000	18.000	.750	HDS1	R
1575820	15.750	18.500	.875	HDS1	R	1600549	16.000	18.000	.750	HDS2	R
1575843	15.750	18.625	.875	HDS1	V	1600550	16.000	18.000	.813	HDS1	R
1575870	15.750	18.625	.875	HDS1	R	1600551	16.000	18.000	.813	HDS1	R
1575910	15.750	17.750	1.250	HDSA1	RD		W/4 EA .125 LUGS				
1579557	15.785	17.785	.813	HS7	R	1600552	16.000	18.000	.813	HDS1	R
1581200	15.813	17.312	.813	HDS1	R		W/4 EA .250 LUGS				
1582800	15.820	17.500	.688	HDS1	R	1600553	16.000	18.000	.813	HDS1	R
1587330	15.875	17.500	.750	HDS7	H		W/4 EA .500 LUGS				
1587331	15.875	17.500	.750	HDS7	R	1600554	16.000	18.000	.813	HDS1	R
1587638	15.875	18.000	.916	HS8	R		W/4 EA .188 LUGS				
1588257	15.875	17.375	.750	HS7	R	1600555	16.000	18.000	.813	HDS2	R
1588332	15.875	17.500	.750	HDS2	D	1600556	16.000	18.000	.813	HDS2	R
1588480	15.875	17.750	.875	HDS1	R		W/4 EA .250 LUGS				
1588550	15.875	17.875	.813	HDS1	R	1600557	16.000	18.000	.813	HS7	R
1588552	15.875	17.875	.813	HDS2	R	1600558	16.000	18.000	.813	HS8	R
1588560	15.875	17.875	.875	HDS1	R	1600559	16.000	18.000	.813	HDS2	D
1588563	15.875	17.875	.875	HDS1	R	1600560	16.000	18.000	.875	HDS1	R
1588620	15.875	18.000	.875	HDS1	R	1600561	16.000	18.000	.812	HDS7	R
1594160	15.938	17.313	.625	HDS1	R		W/4 EA .125 LUGS				
1594161	15.938	17.313	.625	HDS1	R	1600567	16.000	18.000	.938	HS7	R
	W/4 EA .125 LUGS					1600570	16.000	18.000	.938	HDS1	R
1594162	15.938	17.313	.625	HDS1	R	1600572	16.000	18.000	.938	HDS2	R
	W/4 EA .063 LUGS					1600574	16.000	18.000	.813	HDS2	V
1600014	16.000	17.000	.500	HS4	R	1600575	16.000	18.000	.938	HDS2	R
1600017	16.000	17.000	.500	HS7	R		W/4 EA .250 LUGS				
1600018	16.000	17.000	.500	HS8	R	1600577	16.000	18.000	.813	HS7	V
1600019	16.000	17.000	.500	HS8	D	1600578	16.000	18.000	.750	HS8	R
1600211	16.000	17.500	.625	HDS7	H	1600580	16.000	18.000	1.000	HDS1	R
1600234	16.000	17.500	.625	HS8	R	1600583	16.000	18.000	1.000	HDS1	V
	W/HOOK & EYE SPRING CONNECTOR					1600584	16.000	18.000	1.000	HDS2	V
1600238	16.000	17.500	.625	HS8	R	1600585	16.000	18.000	1.000	HDS2	R
1600240	16.000	17.500	.688	HDS1	R	1600587	16.000	18.000	1.000	HS7	R
1600241	16.000	17.500	.688	HDS1	R	1600620	16.000	18.125	.875	HDS1	R
	W/4 EA .063 LUGS					1600623	16.000	18.125	.875	HDS1	V
1600242	16.000	17.500	.688	HDS2	R	1600650	16.000	18.250	.750	HDS1	R
1600243	16.000	17.500	.688	HDS1	R	1600660	16.000	18.250	.875	HDS1	R
	W/4 EA .375 LUGS					1600690	16.000	18.311	1.000	HDS1	R
1600244	16.000	17.500	.688	HDS2	D	1600750	16.000	18.500	.813	HDS1	R
1600245	16.000	17.500	.688	HDS2	R	1600780	16.000	18.500	1.000	HDS1	R
	W/4 EA .063 LUGS					1600782	16.000	18.500	1.000	HDS1	D
1600249	16.000	17.500	.688	HDS3	D	1600860	16.000	19.000	.750	HDS1	R
	W/4 EA .500 ADJ. LUGS					1600924	16.000	17.500	1.250	HDSE1	RR
1600250	16.000	17.500	.750	HDS1	R	1600925	16.000	17.500	1.250	HDSE2	RR
1600255	16.000	17.500	.750	HDS2	R	1600926	16.000	17.500	.875	HDSA2	RD
1600256	16.000	17.500	.750	HS6	D		W/4 EA .063 LUGS				
1600257	16.000	17.500	.750	HS7	R	1600940	16.000	18.000	1.125	HDSB1	RD
1600258	16.000	17.500	.750	HS8	R	1600941	16.000	18.000	1.125	HDSA1	RD
1600259	16.000	17.500	.750	HS8	D	1600950	16.000	18.000	1.250	HDSA1	RD
1600283	16.000	17.500	.688	HDS1	V	1600951	16.000	18.000	.875	HDSA1	RD
1600288	16.000	17.500	.750	HS8	R	1600954	16.000	18.000	1.750	HDSE1	RR
	W/HOOK & EYE SPRING CONNECTOR						W/LUBE HOLES ON O.D.				
1600290	16.000	17.500	1.000	HDS1	R	1600955	16.000	18.000	1.000	HDSA2	RD
1600293	16.000	17.500	1.000	HDS1	V	1600958	16.000	18.000	1.250	HDSE1	HH
1600330	16.000	17.625	.750	HDS1	R	1600963	16.000	18.000	1.250	HDSE1	DD
1600340	16.000	17.625	1.000	HDS1	R		W/LUBE HOLES ON O.D.				
1600342	16.000	17.625	1.000	HDS2	R	1612473	16.125	18.000	.750	HDS1	V

Numerical — complete index

Stock no.	Shaft	Bore	Width of seal	Type and style	Lip code	Stock no.	Shaft	Bore	Width of seal	Type and style	Lip code
1613557	16.125	18.125	.813	HS7	R	1650132	16.500	17.750	.625	HDS1	R
<input type="checkbox"/> 1614237	410.00	450.00	17.50	HDS1	V	1650138	16.500	17.750	.750	HS8	R
<input type="checkbox"/> 1614242	410.00	450.00	20.00	HDS2	R	1650200	16.500	18.000	.750	HDS1	D
<input type="checkbox"/> 1614388	410.00	454.00	19.00	HS8	R	1650220	16.500	18.000	.750	HDS1	D
1614557	16.141	18.141	.813	HS7	R	1650250	16.500	18.000	.750	HDS1	R
<input type="checkbox"/> 1614572	410.00	460.00	22.00	HDS2	R	1650252	16.500	18.000	.750	HDS2	R
<input type="checkbox"/> 1614720	410.00	470.00	25.00	HDS1	R	1650253	16.500	18.000	.750	HDS1	V
	W/4 EA 6.30MM LUGS					1650254	16.500	18.000	.750	HDS1	R
<input type="checkbox"/> 1614721	410.00	470.00	25.00	HDS1	R	W/6 EA .125 LUGS					
1619557	16.188	18.188	.813	HS7	R	1650255	16.500	18.000	.750	HDS2	R
1623257	16.225	17.725	.750	HS7	R	W/4 EA .375 LUGS					
1625210	16.250	17.750	.688	HDS7	R	1650257	16.500	18.000	.750	HS7	R
1625211	16.250	17.750	.688	HDS7	R	1650258	16.500	18.000	.750	HS8	R
	W/4 EA .125 LUGS					W/HOOK & EYE SPRING CONNECTOR					
1625228	16.250	17.750	.625	HS8	R	1650259	16.500	18.000	.750	HDS3	D
1625230	16.250	17.750	.625	HDS1	R	W/4 EA .500 ADJ. LUGS					
1625237	16.250	17.750	.625	HS7	R	1650280	16.500	18.000	.750	HDS7	R
1625238	16.250	17.750	.625	HS8	R	1650290	16.500	18.000	1.000	HDS1	R
	W/HOOK & EYE SPRING CONNECTOR					1650342	16.535	18.102	.787	HDS2	D
1625239	16.250	17.750	.625	HDS3	D	1650380	16.500	18.250	.750	HDS1	R
	W/4 EA .500 ADJ. LUGS					1650390	16.500	18.250	.813	HDS1	R
1625240	16.250	17.750	.688	HDS1	R	1650540	16.500	18.500	.750	HDS1	R
1625242	16.250	17.750	.688	HDS1	R	1650549	16.500	18.500	.750	HDS3	D
	W/4 EA .125 LUGS					W/4 EA .500 ADJ. LUGS					
1625243	16.250	17.750	.688	HDS2	R	1650550	16.500	18.500	.813	HDS1	R
1625245	16.250	17.750	.688	HDS2	R	1650552	16.500	18.500	.813	HDS2	V
	W/4 EA .125 LUGS					1650553	16.500	18.500	.813	HDS2	R
1625250	16.250	17.750	.750	HDS1	R	1650555	16.500	18.500	.813	HDS2	R
1625258	16.250	17.750	.750	HS8	R	W/4 EA .250 LUGS					
1625330	16.250	17.875	.750	HDS1	R	1650557	16.500	18.500	.813	HS7	R
1625362	16.250	18.000	.625	HDS2	R	1650573	16.500	18.500	.813	HDS1	V
1625364	16.250	18.000	.625	HDS2	R	1650579	16.500	18.500	1.000	HS8	D
	W/4 EA .063 LUGS					1650580	16.500	18.500	1.000	HDS1	R
1625369	16.250	18.000	.625	HDS3	D	1650582	16.500	18.500	1.000	HDS2	R
	W/4 EA .500 ADJ. LUGS					1650587	16.500	18.500	1.000	HS7	R
1625380	16.250	18.000	.750	HDS1	R	1650660	16.500	19.000	.875	HDS1	R
1625383	16.250	18.000	.750	HDS1	V	1650769	16.500	19.000	.875	HDS3	D
1625390	16.250	18.000	.813	HDS1	R	W/4 EA .500 ADJ. LUGS					
1625410	16.250	18.000	.938	HDS1	R	1650780	16.500	19.000	1.000	HDS1	R
1625412	16.250	18.000	.938	HDS1	R	1653257	16.531	18.031	.750	HS7	R
	W/4 EA .125 LUGS					<input type="checkbox"/> 1653262	420.00	460.00	20.00	HDS2	R
1625420	16.250	18.000	1.000	HDS1	R	<input type="checkbox"/> 1653267	420.00	460.00	20.00	HS7	R
1625422	16.250	18.000	1.000	HDS2	R	1653282	16.535	18.110	.787	HDS2	D
1625425	16.250	18.000	1.000	HDS1	R	<input type="checkbox"/> 1653300	420.00	460.00	20.00	HDS1	R
	W/4 EA .500 LUGS					<input type="checkbox"/> 1653342	420.00	464.00	20.00	HDS2	R
1625510	16.250	18.242	1.000	HDS1	R	<input type="checkbox"/> 1653502	420.00	470.00	20.00	HDS3	D
1625530	16.250	18.250	.688	HDS1	R	W/6 EA 12.70MM ADJ. LUGS					
1625540	16.250	18.250	.750	HDS1	R	420.00	470.00	22.00	HDS1	R	
1625557	16.250	18.250	.813	HS7	R	<input type="checkbox"/> 1653570	420.00	470.00	20.00	HDS3	H
1625580	16.250	18.250	1.000	HDS1	R	W/6 EA 12.70MM ADJ. LUGS					
1625587	16.250	18.250	1.000	HS7	R	420.00	470.00	20.00	HDS1	H	
1625588	16.250	18.250	1.000	HS8	R	W/6 EA 12.70MM ADJ. LUGS					
1625690	16.250	18.500	1.250	HDS1	R	420.00	460.00	22.23	HDS1	VD	
1631190	16.310	17.686	.688	HDS1	R	<input type="checkbox"/> 1654730	420.00	480.00	25.00	HDS1	R
1635017	16.350	17.350	.500	HS7	R	<input type="checkbox"/> 1654740	420.00	480.00	28.00	HDS1	R
1637901	16.375	17.562	1.000	HDSA1	RD	1663017	16.625	17.625	.500	HS7	R
1638250	16.375	17.875	.750	HDS1	R	1675148	16.750	18.000	.875	HS8	R
1638257	16.375	17.875	.750	HS7	R	1675240	16.750	18.250	.688	HDS1	R
1638557	16.375	18.375	.813	HS7	R	1675242	16.750	18.250	.688	HDS2	R
1638580	16.375	18.375	1.000	HDS1	R	1675250	16.750	18.250	.750	HDS1	R
1640554	16.400	18.500	.813	HDS2	R	1675257	16.750	18.250	.750	HS7	R
	W/4 EA .250 LUGS					1675258	16.750	18.250	.750	HS8	R
1640932	16.400	18.500	1.625	HSDS2	RR	1675410	16.750	18.500	.875	HDS1	R
1650017	16.500	17.500	.500	HS7	R	1675413	16.750	18.500	.875	HDS1	V
1650130	16.500	17.750	.750	HDS1	R	1675420	16.750	18.500	1.000	HDS1	R

*Contact manufacturer for availability
Bold numbers are preferred designs

Metric numbers

† Includes Bore-Tite on O.D.
▲ WasteWatcher numbers

Numerical — complete index

Stock no.	Shaft	Bore	Width of seal	Type and style	Lip code	Stock no.	Shaft	Bore	Width of seal	Type and style	Lip code
1675510	16.750	18.750	.875	HDS2	R	1700549	17.000	19.000	.750	HDS3	D
1675557	16.750	18.750	.813	HS7	R		W/4 EA .500 ADJ. LUGS				
1675560	16.750	18.750	.875	HDS1	R	1700550	17.000	19.000	.813	HDS1	R
1675588	16.750	18.750	1.000	HS8	R	1700552	17.000	19.000	.813	HDS2	R
	W/HOOK & EYE SPRING CONNECTOR					1700553	17.000	19.000	.813	HDS1	V
1675660	16.750	19.000	.875	HDS1	R	1700554	17.000	19.000	.813	HDS1	R
1675780	16.750	19.250	1.000	HDS1	R		W/4 EA .188 LUGS				
1688217	16.875	18.375	.500	HS7	R	1700557	17.000	19.000	.813	HS7	R
1688557	16.875	18.875	.813	HS7	R	1700558	17.000	19.000	.813	HS8	R
□ 1692502	430.00	480.00	18.00	HDS2	R		W/HOOK & EYE SPRING CONNECTOR				
	W/4 EA	3.18MM	LUGS			1700559	17.000	19.000	.813	HS8	D
□ 1692567	430.00	480.00	22.00	HDS1	V		W/HOOK & EYE SPRING CONNECTOR				
1693257	16.929	18.429	.750	HS7	R	1700560	17.000	19.000	.875	HDS1	R
1693460	16.929	18.898	.629	HDS1	R	1700562	17.000	19.000	.875	HDS1	R
□ 1693502	430.00	480.00	25.00	HDS2	R		W/6 EA .063 LUGS				
□ 1693506	430.00	480.00	16.00	HDS2	R	1700565	17.000	19.000	.906	HDS2	D
□ 1693562	430.00	480.00	22.00	HDS2	R		W/6 EA .063 LUGS				
□ 1693780	430.00	490.00	25.00	HDS1	R	1700567	17.000	19.000	.906	HDS1	R
1694193	16.938	18.311	1.250	HDS1	R		W/6 EA .219 LUGS				
1694692	16.938	19.291	.906	HDS2	R	1700570	17.000	19.000	.938	HDS1	R
1694696	16.938	19.283	.906	HDS1	R	1700573	17.000	19.000	.813	HDS2	V
	W/6 EA	.063	LUGS			1700576	17.000	19.000	.813	HS6	D
1694697	16.938	19.291	.906	HDS1	R		W/HOOK & EYE SPRING CONNECTOR				
1694700	16.938	19.291	1.063	HDS1	R	1700579	17.000	19.000	.813	HDS7	R
1694725	16.938	19.291	.906	HDS2	R	1700580	17.000	19.000	1.000	HDS1	R
	W/6 EA	.063	LUGS			1700584	17.000	19.000	1.000	HDS2	D
1700018	17.000	18.000	.500	HS8	D	1700585	17.000	19.000	1.000	HDS1	D
1700110	17.000	18.250	.625	HDS1	R	1700587	17.000	19.000	1.000	HS7	R
1700118	17.000	18.250	.625	HS8	R	1700680	17.000	19.250	1.000	HDS1	R
1700142	17.000	18.250	.875	HDSA2	R	1700700	17.000	19.291	.875	HDS1	R
1700212	17.000	18.500	.750	HDS2	V	1700760	17.000	19.500	.875	HDS1	R
	W/4 EA	.500	ADJ. LUGS			1700920	17.000	18.500	1.375	HDSD1	RR
1700228	17.000	18.500	.625	HS8	V	1700922	17.000	18.500	1.375	HDSD2	RR
1700230	17.000	18.500	.625	HDS1	R	1700950	17.000	19.000	1.250	HDSA1	RD
1700232	17.000	18.500	.625	HDS2	R	1700952	17.000	19.000	1.250	HDSE2	DD
1700237	17.000	18.500	.625	HS7	R	1700953	17.000	19.000	2.000	HDSE2	RR
1700238	17.000	18.500	.625	HS8	R	1700958	17.000	19.000	2.000	HDSE2	RR
	W/HOOK & EYE SPRING CONNECTOR						W/ LUBE HOLES ON O.D.				
1700239	17.000	18.500	.625	HDS3	D	□ 1712240	435.00	475.00	20.00	HDS1	R
	W/4 EA	.500	ADJ. LUGS			□ 1712472	435.00	485.00	18.00	HDS2	R
1700240	17.000	18.500	.688	HDS1	R		W/6 EA 9.50MM ADJ. LUGS				
1700242	17.000	18.500	.688	HDS1	R	□ 1712522	435.00	485.00	18.00	HDS2	R
	W/6 EA	.125	LUGS			□ 1712562	435.00	485.00	18.00	HDS2	R
1700243	17.000	18.500	.688	HDS2	V		W/6 EA 12.70MM ADJ. LUGS				
1700244	17.000	18.500	.688	HDS2	R	1713017	17.125	18.125	.500	HS7	R
	W/4 EA	.125	LUGS			1713257	17.125	18.625	.750	HS7	R
1700245	17.000	18.500	.688	HDS2	R	1713557	17.125	19.125	.813	HS7	R
1700249	17.000	18.500	.625	HS8	D	1717600	17.172	19.250	.750	HDS1	R
1700250	17.000	18.500	.750	HDS1	R	1719170	17.188	18.562	.688	HDS1	R
1700251	17.000	18.500	.750	HDS2	D	1725230	17.250	18.750	.625	†HDS1	R
1700253	17.000	18.500	.750	HDS1	V	1725250	17.250	18.750	.750	HDS1	R
1700257	17.000	18.500	.750	HS7	R	1725255	17.250	18.750	.750	HDS2	R
1700280	17.000	18.500	.625	HDS7	R	1725257	17.250	18.750	.750	HS7	R
1700283	17.000	18.500	.688	HDS1	V	1725258	17.250	18.750	.750	HS8	R
1700523	17.000	19.000	.625	HDS3	D		W/HOOK & EYE SPRING CONNECTOR				
	W/4 EA	.500	ADJ. LUGS			1725259	17.250	18.750	.750	HDS3	D
1700528	17.000	19.000	.625	HDS2	D		W/4 EA .500 ADJ. LUGS				
1700532	17.000	19.000	.688	HDS2	R	1725410	17.250	19.000	.875	HDS1	R
1700534	17.000	19.000	.687	HDS2	V	1725557	17.250	19.250	.813	HS7	R
1700537	17.000	19.000	.687	HDS1	V	1725560	17.250	19.250	.875	HDS1	R
1700540	17.000	19.000	.750	HDS1	R	1725570	17.250	19.250	.938	HDS1	R
1700541	17.000	19.000	.750	HDS2	R	1725571	17.250	19.250	.938	HDS1	D
1700542	17.000	19.000	.750	HDS1	R	1725580	17.250	19.250	1.000	HDS1	R
	W/4 EA	.375	LUGS			1725583	17.250	19.250	1.000	HDS1	V
						1725587	17.250	19.250	1.000	HS7	R

Numerical — complete index

Stock no.	Shaft	Bore	Width of seal	Type and style	Lip code	Stock no.	Shaft	Bore	Width of seal	Type and style	Lip code
1725660	17.250	19.500	.875	HDS1	R	1750585	17.500	19.500	1.000	HDS1	R
□ 1732118	440.00	472.00	16.00	HS8	R	W/4 EA .125 LUGS					
W/HOOK & EYE SPRING CONNECTOR											
□ 1732130	440.00	470.00	20.00	HDS1	R	1750587	17.500	19.500	1.000	HS7	R
□ 1732250	440.00	480.00	20.00	HDS1	R	1750659	17.500	19.750	.750	HDS3	D
□ 1732253	440.00	480.00	20.00	HDS1	V	W/4 EA .500 ADJ. LUGS					
□ 1732258	440.00	480.00	20.00	HDS1	R	1750780	17.500	20.000	1.000	HDS1	R
□ 1732259	440.00	480.00	20.00	HDS7	R	1750890	17.500	20.500	1.000	HDS1	R
□ 1732288	440.00	480.00	20.00	HS8	R	1750900	17.500	20.522	1.500	HDS1	R
□ 1732308	440.00	480.00	21.00	HS8	H	1750901	17.500	20.522	1.500	HDS2	R
□ 1732490	440.00	490.00	20.00	HDS1	R	1750920	17.500	19.000	1.250	HDSA1	RD
□ 1732934	440.00	480.00	22.23	HDSA2	V	1750952	17.500	19.500	1.250	HDSA1	RD
1733257	17.332	18.832	.750	HS7	R	1750958	17.500	19.500	1.000	HDSA2	RD
1737118	17.375	18.625	1.250	HDSH2	D	□ 1752270	445.00	485.00	20.00	HDS1	R
1737219	17.375	18.875	.750	HDS7	R	1753230	17.531	19.125	.719	HDS1	V
1737630	17.375	19.500	1.000	HDS1	R	1755250	17.558	19.063	.750	HDS1	R
1738257	17.375	18.875	.750	HS7	R	□ 1755500	446.00	496.00	22.00	HDS1	R
1743182	17.438	18.750	.750	HDS2	R	1756257	17.563	19.063	.750	HS7	R
1743410	17.438	19.250	.875	HDS1	R	□ 1763110	448.00	480.00	16.00	HDS2	R
1750017	17.500	18.500	.500	HS7	R	1763210	17.625	19.125	.750	HDS1	D
1750220	17.500	19.000	.688	HDS7	H	1763217	17.625	19.125	.750	HDS1	V
1750221	17.500	19.000	.688	HDS7	R	1763250	17.625	19.125	.750	HDS1	R
1750230	17.500	19.000	.625	HDS1	R	1763320	17.625	19.250	.688	HDS1	R
1750240	17.500	19.000	.688	HDS1	R	1763380	17.625	19.375	.750	HDS1	R
1750244	17.500	19.000	.688	HDS2	V	1763410	17.625	19.375	.875	HDS1	R
1750245	17.500	19.000	.688	HDS2	R	1763412	17.625	19.375	.875	HDS2	R
1750249	17.500	19.000	.688	HDS3	D	1763470	17.625	19.500	.750	HDS1	R
W/4 EA .500 ADJ. LUGS											
1750250	17.500	19.000	.750	HDS1	R	1763530	17.625	19.625	.688	HDS1	R
1750251	17.500	19.000	.750	HDS1	D	1763550	17.625	19.625	.813	HDS1	R
1750253	17.500	19.000	.750	HDS1	V	1763557	17.625	19.625	.813	HS7	R
1750254	17.500	19.000	.750	HDS2	V	1763840	17.625	20.500	1.000	HDS1	R
1750257	17.500	19.000	.750	HS7	R	□ 1771250	450.00	490.00	20.00	HDS1	R
1750259	17.500	19.000	.750	HS8	D	□ 1771470	450.00	500.00	20.00	HDS1	R
1750290	17.500	19.000	1.000	HDS1	R	□ 1773508	450.00	500.00	25.00	HS8	R
1750368	17.500	19.250	.625	HS8	V	1771557	17.716	19.716	.813	HS7	R
1750370	17.500	19.250	.688	HDS1	R	1771690	17.718	20.079	.719	HDS1	R
1750372	17.500	19.250	.688	HDS2	R	1772257	17.719	19.219	.750	HS7	R
1750379	17.500	19.250	.688	HDS3	D	1775017	17.750	18.750	.500	HS7	R
W/4 EA .500 ADJ. LUGS											
1750380	17.500	19.250	.750	HDS1	R	1775257	17.750	19.250	.750	HS7	R
1750385	17.500	19.250	.750	HDS2	R	1775518	17.750	19.750	.813	HS8	R
1750420	17.500	19.250	1.000	HDS1	R	1775540	17.750	19.750	.750	HDS1	R
1750425	17.500	19.250	1.000	HDS2	R	1775543	17.750	19.750	.750	HDS1	R
W/4 EA .125 LUGS											
1750426	17.500	19.250	1.000	HDS2	R	W/4 EA .250 LUGS					
W/4 EA .500 ADJ. LUGS											
1750433	17.500	19.250	.938	HDS1	D	1775550	17.750	19.750	.813	HDS1	R
1750516	17.500	19.500	.750	HS6	R	1775557	17.750	19.750	1.000	HDS1	D
1750530	17.500	19.500	.688	HDS1	R	1775580	17.750	19.750	1.000	HDS1	R
1750532	17.500	19.500	.688	HDS1	R	1775690	17.750	20.089	.875	HDS1	R
W/4 EA .125 LUGS											
1750533	17.500	19.500	.688	HDS2	D	1775700	17.750	20.089	1.000	HDS1	R
1750534	17.500	19.500	.688	HDS2	R	1775760	17.750	20.250	.875	†HDS1	R
W/4 EA .125 LUGS											
1750538	17.500	19.500	.688	HS8	R	1781145	17.813	19.125	.625	HDS2	R
W/HOOK & EYE SPRING CONNECTOR											
1750539	17.500	19.500	.688	HDS3	D	1781502	17.818	19.750	.750	HDS2	R
W/4 EA .500 ADJ. LUGS											
1750540	17.500	19.500	.750	HDS1	R	1782790	17.818	20.500	1.000	HDS1	R
1750557	17.500	19.500	.813	HS7	R	1783500	17.818	19.750	.750	HDS1	R
1750560	17.500	19.500	.875	HDS1	R	1787068	17.875	19.137	.930	HDS1	D
1750580	17.500	19.500	1.000	HDS1	R	1787622	17.875	20.000	.875	HDS2	R
W/4 EA .250 LUGS											
W/4 EA .500 ADJ. LUGS											
1750540	17.500	19.500	.688	HDS2	D	1787623	17.875	20.000	.875	HDS3	D
1750557	17.500	19.500	.750	HDS1	R	W/4 EA .500 ADJ. LUGS					
1750560	17.500	19.500	.750	HDS1	R	1788322	17.875	19.500	.688	HDS2	D
1750580	17.500	19.500	1.000	HDS1	R	1788540	17.875	19.875	.750	HDS1	R
W/4 EA .125 LUGS											
1750540	17.500	19.500	.813	HDS1	R	1788541	17.875	19.875	.750	HDS1	R
1788552	17.875	19.875	.813	HDS2	R	W/4 EA .125 LUGS					
1788558	17.875	19.875	.813	HS8	R	1788550	17.875	19.875	.813	HDS1	R

★ Contact manufacturer for availability
Bold numbers are preferred designs

□ Metric numbers

† Includes Bore-Tite on O.D.
▲ WasteWatcher numbers

Numerical — complete index

Stock no.	Shaft	Bore	Width of seal	Type and style	Lip code	Stock no.	Shaft	Bore	Width of seal	Type and style	Lip code
1838249	18.375	19.875	.688	HDS3	D	□1850590	470.00	520.00	20.00	HDS1	R
	W/4 EA .500 ADJ. LUGS						W/4 EA 12.70MM ADJ. LUGS				
1838257	18.375	19.875	.750	HS7	R	□1850660	463.00	528.00	20.00	HDS1	R
1838300	18.375	19.938	.625	HDS1	R	□ 1850702	470.00	530.00	26.00	HDS2	R
1838301	18.375	19.938	.625	HDS1	R	□1850710	470.00	530.00	28.00	HDS7	R
	W/4 EA .063 LUGS					□1850720	470.00	530.00	25.00	HDS1	D
1838330	18.375	20.000	.750	HDS1	R	□ 1850722	470.00	530.00	25.00	HDS2	R
□ 1838342	467.00	510.00	20.00	HDS2	V	□1850728	470.00	530.00	25.00	HDS1	R
1838557	18.375	20.375	.813	HS7	R		W/4 EA 9.50MM LUGS				
1838558	18.375	20.375	.813	HS8	R	1850790	18.500	21.248	1.000	HDS1	R
1838560	18.375	20.375	.875	HDS1	R	1850905	18.500	22.750	1.000	HDS1	R
1838620	18.375	20.500	.875	HDS1	R	1850922	18.500	20.000	1.250	HDSA2	RR
1838710	18.375	20.750	.875	HDS1	R	1850952	18.500	20.500	.968	HDSA2	V
1850017	18.500	19.500	.500	HS7	R	1856193	18.560	20.000	.750	HDS1	R
1850212	18.500	20.000	.750	HDS2	V	1863557	18.625	20.625	.813	HS7	R
1850248	18.500	20.000	.750	HS8	D	□1870504	475.00	525.00	25.00	HS4	R
1850250	18.500	20.000	.750	HDS1	R	1873440	18.730	20.500	.750	HDS1	R
□ 1850253	470.00	510.00	20.00	HDS2	V	1875017	18.750	19.750	.500	HS7	R
1850257	18.500	20.000	.750	HS7	R	1875250	18.750	20.250	.750	HDS1	R
□1850280	470.00	510.00	20.00	HDS1	R	1875253	18.750	20.250	.750	HDS2	R
□ 1850302	470.00	510.00	20.00	HDS2	R	1875257	18.750	20.250	.750	HS7	R
1850306	18.504	20.079	.787	HDS3	V	1875258	18.750	20.250	.750	HS8	R
	W/4 EA .500 ADJ LUGS					1875259	18.750	20.250	.750	HDS3	D
1850380	18.500	20.250	.750	HDS1	R		W/4 EA .500 ADJ. LUGS				
□1850503	470.00	520.00	20.70	HS4	R	1875380	18.750	20.500	.750	HDS1	R
□1850510	470.00	520.00	20.00	HDS1	V	1875381	18.750	20.500	.750	HDS1	V
1850540	18.500	20.500	.750	HDS1	R	1875410	18.750	20.500	.875	HDS1	R
1850542	18.500	20.500	.750	HDS2	R	1875412	18.750	20.500	.875	HDS2	R
1850543	18.500	20.500	.750	HDS1	R	1875433	18.750	20.563	.813	HDS2	R
	W/4 EA .125 LUGS						W/4 EA .063 LUGS				
1850545	18.500	20.500	.750	HDS2	R	1875513	18.750	20.750	.813	HDS1	D
	W/4 EA .125 LUGS					1875540	18.750	20.750	.750	HDS1	R
1850548	18.500	20.500	.750	HDS3	V	1875550	18.750	20.750	.813	HDS1	R
	W/4 EA .500 ADJ LUGS					1875553	18.750	20.750	.813	HDS2	R
1850549	18.500	20.500	.750	HDS3	D	1875557	18.750	20.750	.813	HS7	R
	W/4 EA .500 ADJ. LUGS					1875580	18.750	20.750	1.000	HDS1	R
1850550	18.500	20.500	.813	HDS1	R	1882557	18.818	20.818	.813	HS7	R
1850551	18.500	20.500	.813	HDS1	R	1888391	18.875	20.625	.875	HDS1	R
	W/4 EA .188 LUGS					1888557	18.875	20.875	.813	HS7	R
1850552	18.500	20.500	.813	HDS2	R	□1889260	480.00	520.00	20.00	HDS1	D
1850553	18.500	20.500	.875	HDS2	V	□ 1889284	480.00	520.00	20.00	HDS2	V
1850554	18.500	20.500	.813	HDS2	V	□1889502	480.00	530.00	20.00	HDS3	D
1850555	18.500	20.500	.813	HDS1	D		W/4 EA .500 ADJ. LUGS				
1850557	18.500	20.500	.813	HS7	R	□1889570	480.00	530.00	18.00	HDS1	R
1850560	18.500	20.500	.875	HDS1	R		W/6 EA 12.70MM ADJ. LUGS				
1850561	18.500	20.500	.875	HDS2	R	1889572	18.898	20.861	.866	HDS2	D
1850562	18.500	20.500	.875	HDS1	R	□1889742	480.00	530.00	20.00	HDS3	H
	W/4 EA .250 LUGS						W/4 EA .500 ADJ. LUGS				
1850563	18.500	20.500	.875	HDS1	R	□1890260	480.00	520.00	20.00	HDS1	R
	W/4 EA .438 LUGS					□ 1890548	480.00	530.00	20.00	HS8	R
1850564	18.500	20.500	.875	HDS1	R	1894557	18.937	20.937	.813	HS7	R
	W/4 EA .375 LUGS					1900017	19.000	20.000	.500	HS7	R
1850565	18.500	20.500	.875	HDS1	R	1900211	19.000	20.500	.750	HDS7	R
	W/4 EA .406 LUGS					1900232	19.000	20.500	.625	HDS2	H
1850567	18.500	20.500	.875	HDS2	R	1900250	19.000	20.500	.750	HDS1	R
	W/4 EA .375 LUGS					1900251	19.000	20.500	.750	HDS2	R
1850570	18.500	20.500	.906	HDS1	R		W/6 EA .375 LUGS				
1850572	18.500	20.500	.906	HDS1	R	1900252	19.000	20.500	.750	HDS1	R
	W/4 EA .250 LUGS						W/4 EA .250 LUGS				
1850576	18.500	20.500	.906	HDS2	R	1900253	19.000	20.500	.750	HDS1	R
	W/4 EA .250 LUGS						W/6 EA .250 LUGS				
1850580	18.500	20.500	1.000	HDS1	R	1900254	19.000	20.500	.750	HDS2	R
1850584	18.500	20.500	1.000	HDS2	D	1900255	19.000	20.500	.750	HDS2	R
1850585	18.500	20.500	1.000	HDS1	D		W/4 EA .125 LUGS				
1850587	18.500	20.500	1.000	HS7	R						

★Contact manufacturer for availability
Bold numbers are preferred designs

□ Metric numbers

† Includes Bore-Tite on O.D.
 ▲ WasteWatcher numbers

Numerical — complete index

Stock no.	Shaft	Bore	Width of seal	Type and style	Lip code	Stock no.	Shaft	Bore	Width of seal	Type and style	Lip code
1900256	19.000	20.500	.750	HDS2	R	<input type="checkbox"/> 1929218	490.00	530.00	20.00	HDS1	R
	W/6 EA .250 LUGS						W/4 EA 4.80MM ADJ. LUGS				
1900257	19.000	20.500	.750	HS7	R	<input type="checkbox"/> 1929228	490.00	530.00	20.00	HS8	R
1900258	19.000	20.500	.750	HS8	R	<input type="checkbox"/> 1929250	490.00	530.00	20.00	HDS1	R
1900259	19.000	20.500	.750	HDS3	D	<input type="checkbox"/> 1929570	490.00	540.00	25.00	HDS1	R
	W/4 EA .500 ADJ. LUGS					<input type="checkbox"/> 1929576	490.00	541.00	20.70	HS6	R
1900260	19.000	20.500	.750	HDS2	V	<input type="checkbox"/> 1929578	490.00	540.00	25.00	HS8	R
1900265	19.000	20.500	.750	HDS2	V	1938340	19.375	21.000	.813	HDS1	R
	W/6 EA .375 LUGS					1938345	19.375	21.000	.813	HDS2	D
1900274	19.000	20.500	.875	HDS2	D		W/4 EA .188 LUGS				
1900275	19.000	20.500	.875	HDS2	D	1938557	19.375	21.375	.813	HS7	R
	W/4 EA .125 LUGS					1950017	19.500	20.500	.500	HS7	R
1900282	19.000	20.500	.938	HDS1	R	1950211	19.500	21.500	.750	HDS7	R
	W/4 EA .125 LUGS					1950250	19.500	21.000	.750	HDS1	R
1900512	19.000	21.000	1.000	HDS2	R	1950518	19.500	21.500	.813	HS8	R
1900540	19.000	21.000	.750	HDS1	R	1950540	19.500	21.500	.750	HDS1	R
1900548	19.000	21.000	.750	HS8	R	1950542	19.500	21.500	.750	HDS2	R
1900557	19.000	21.000	.813	HS7	R	1950544	19.500	21.500	.750	HDS2	R
1900560	19.000	21.000	.875	HDS1	R		W/4 EA .375 LUGS				
1900562	19.000	21.000	.875	HDS2	V	1950549	19.500	21.500	.750	HDS3	D
1900563	19.000	21.000	.875	HDS2	R		W/4 EA .500 ADJ. LUGS				
1900564	19.000	21.000	.875	HDS2	R	1950557	19.500	21.500	.813	HS7	R
	W/4 EA .188 LUGS					1950560	19.500	21.500	.875	HDS1	R
1900565	19.000	21.000	.875	HDS2	R	1950563	19.500	21.500	.875	HDS2	V
	W/4 EA .125 LUGS					1950570	19.500	21.500	.938	HDS1	R
1900566	19.000	21.000	.875	HDS2	V	1950571	19.500	21.500	.938	HDS1	R
	W/4 EA .125 LUGS						W/4 EA .125 LUGS				
1900569	19.000	21.000	.875	HDS3	D	1950580	19.500	21.500	1.000	HDS1	R
	W/4 EA .500 ADJ. LUGS					1950583	19.500	21.500	1.000	HDS1	V
1900580	19.000	21.000	1.000	HDS1	R	1950588	19.500	21.500	1.000	HS8	R
1900592	19.000	21.000	1.313	HDS1	R	1950640	19.500	21.688	.750	HDS1	R
1900616	19.000	21.125	.813	HDS2	R	1950660	19.500	21.750	.875	HDS1	R
	W/4 EA .063 LUGS					1950760	19.500	22.000	.875	HDS1	R
1900660	19.000	21.250	.875	HDS1	R	1950800	19.500	22.125	.875	HDS1	R
1900740	19.000	21.500	.750	HDS1	R	1950820	19.500	22.250	.875	HDS1	R
1900741	19.000	21.500	.750	HDS2	R	1950950	19.500	21.500	1.250	HDSA1	RD
1900800	19.000	21.500	1.250	HDS1	R	1963340	19.625	21.260	1.563	HDS1	R
1900830	19.000	21.750	1.000	HDS1	R	1963341	19.625	21.260	.787	HDS1	R
1900950	19.000	21.000	1.250	HDSC1	RD	1963550	19.625	21.625	.813	HDS1	R
1901254	19.000	20.500	.750	HDS2	D	1963557	19.625	21.625	.813	HS7	R
1901257	19.000	20.500	.750	HS7	D	1963570	19.625	21.625	.938	HDS1	R
<input type="checkbox"/> 1909500	485.00	535.00	22.00	HDS1	R	<input type="checkbox"/> 1968190	500.00	540.00	20.00	HDS1	R
<input type="checkbox"/> 1909503	485.00	535.00	20.00	HDS3	D	<input type="checkbox"/> 1968223	500.00	540.00	20.00	HDS3	D
	W/4 EA .500 ADJ. LUGS						W/6 EA 12.70MM ADJ. LUGS				
1913017	19.125	20.125	.500	HS7	R	<input type="checkbox"/> 1968257	500.00	540.00	20.00	HDS1	V
1913557	19.125	21.125	.813	HS7	R	<input type="checkbox"/> 1968280	500.00	540.00	20.00	HDS1	R
1913960	19.125	21.250	1.750	HDS01	RR		W/4 EA 10.00MM LUGS				
1919170	19.188	20.563	.688	HDS1	R	<input type="checkbox"/> 1968388	500.00	550.00	25.00	HS8	R
1919557	19.188	21.188	.813	HS7	R	<input type="checkbox"/> 1968458	500.00	550.00	18.00	HDS1	D
1925250	19.250	20.750	.750	HDS1	R	<input type="checkbox"/> 1968462	500.00	550.00	18.00	HDS2	D
1925252	19.250	20.750	.750	HDS2	R	<input type="checkbox"/> 1968500	500.00	550.00	18.00	HDS2	R
1925253	19.250	20.750	.750	HDS1	R	<input type="checkbox"/> 1968570	500.00	550.00	18.00	HDS1	R
	W/6 EA .125 LUGS						W/6 EA 12.70MM ADJ. LUGS				
1925254	19.250	20.750	.750	HDS1	D	1968710	19.685	22.047	.984	HDS1	R
	W/4 EA .125 LUGS					1969300	19.688	21.250	.787	HDS1	R
1925255	19.250	20.750	.750	HDS2	R	1975018	19.750	20.750	.500	HS8	R
	W/6 EA .125 LUGS					1975150	19.750	21.125	.875	HDS1	R
1925380	19.250	21.000	.750	HDS1	R	1975420	19.750	21.500	1.000	HDS1	R
1925540	19.250	21.250	.750	HDS1	R	1975526	19.750	20.750	.625	HS6	R
1925557	19.250	21.250	.813	HS7	R	1975528	19.750	21.750	.625	HS8	R
1925570	19.250	21.250	.938	HDS1	R	1975553	19.750	21.750	.813	HDS2	V
1925580	19.250	21.250	1.000	HDS1	R	1975557	19.750	21.750	.813	HS7	R
1925660	19.250	21.500	.875	HDS1	R	1975560	19.750	21.750	.875	HDS1	R
1925920	19.250	20.750	.875	HDSA1	RD	1975569	19.750	21.750	.875	HDS3	D
							W/4 EA .500 ADJ. LUGS				

Numerical — complete index

Stock no.	Shaft	Bore	Width of seal	Type and style	Lip code	Stock no.	Shaft	Bore	Width of seal	Type and style	Lip code
1975580	19.750	21.750	1.000	HDS1	R	2000563	20.000	22.000	.875	HDS1	R
1975582	19.750	21.750	1.000	HDS2	R		W/8 EA .125 LUGS				
1975585	19.750	21.750	1.000	HDS2	R	2000564	20.000	22.000	.875	HDS1	V
	W/4 EA .125 LUGS					2000565	20.000	22.000	.875	HDS2	R
1975660	19.750	22.000	.875	HDS1	R	2000566	20.000	22.000	.875	HDS2	R
1975680	19.750	22.000	1.000	HDS1	R		W/4 EA .250 LUGS				
1975710	19.750	22.125	.875	HDS1	R	2000568	20.000	22.000	.875	HS8	R
1975732	19.750	22.125	1.000	HDS2	R	2000570	20.000	22.000	.906	HDS1	R
1975760	19.750	22.250	.875	HDS1	R	2000580	20.000	22.000	1.000	HDS1	R
1975972	19.750	22.125	1.000	HDSA1	RD	2000582	20.000	22.000	1.000	HDS1	R
□1985539	500.00	550.00	20.00	HDS7	D		W/6 EA .250 LUGS				
	W/6 EA 12.70MM ADJ. LUGS					2000584	20.000	22.000	1.000	HDS2	R
□ 1988462	505.00	555.00	20.62	HDS2	R		W/6 EA .250 LUGS				
1988470	19.875	21.750	.750	HDS1	R	2000585	20.000	22.000	1.000	HDS2	R
1988528	19.875	21.875	.625	HS8	R	2000587	20.000	22.000	1.000	HS7	R
1988557	19.875	21.875	.813	HS7	R	2000590	20.000	22.000	1.812	HDS1	R
1988620	19.875	22.000	.875	HDS1	R	2000592	20.000	22.000	1.250	HDS2	R
1988630	19.875	22.000	1.000	HDS1	R	2000630	20.000	22.125	1.000	HDS1	R
1988710	19.875	22.250	.875	HDS1	R	2000638	20.000	22.125	.916	HS8	V
1989557	19.881	21.881	.813	HS7	R	2000648	20.000	22.125	.916	HS8	R
1994300	19.938	21.500	.750	HDS1	R	2000649	20.000	22.125	.916	HS8	D
1994360	19.938	21.688	.625	HDS1	R	2000660	20.000	22.250	.875	HDS1	R
1994361	19.938	21.688	.625	HDS1	R	2000760	20.000	22.500	.875	HDS1	R
	W/4 EA .063 LUGS					2000795	20.000	22.500	1.250	HDS1	R
1994363	19.938	21.688	.625	HDS1	R	2000803	20.000	22.625	.750	HDS2	R
	W/4 EA .125 LUGS					2000913	20.000	21.250	1.375	HDSA1	RD
1994430	19.938	21.750	.750	HDS1	R	2000920	20.000	21.500	.875	HDSA1	V
1998523	19.983	22.000	.625	HDS3	D	2000951	20.000	22.000	1.813	HDSE1	RR
	W/4 EA .500 ADJ. LUGS					□2007260	510.00	550.00	20.00	HDS1	D
1998603	19.983	22.000	.875	HDS3	D	□2007340	510.00	554.00	20.00	HDS1	D
	W/4 EA .500 ADJ LUGS					□ 2007502	510.00	560.00	25.00	HDS2	D
2000017	20.000	21.000	.500	HS7	R	□2008570	510.00	560.00	25.00	HDS1	D
2000018	20.000	21.000	.500	HS8	D	2019690	20.188	22.500	1.000	HDS1	R
2000230	20.000	21.500	.625	HDS1	R	2025017	20.250	21.250	.500	HS7	R
2000232	20.000	21.500	.750	HDS2	R	2025214	20.250	21.750	.750	HDS2	V
2000237	20.000	21.500	.625	HS7	R	2025250	20.250	21.750	.750	HDS1	R
2000238	20.000	21.500	.625	HS8	R	2025251	20.250	21.750	.750	HDS1	R
2000239	20.000	21.500	.625	HDS3	D		W/4 EA .125 LUGS				
	W/4 EA .500 ADJ. LUGS					2025252	20.250	21.750	.750	HDS2	R
2000240	20.000	21.500	.750	HDS7	R	2025254	20.250	21.750	.750	HDS2	R
							W/4 EA .125 LUGS				
2000250	20.000	21.500	.750	HDS1	R	2025284	20.250	21.750	1.500	†HDS2	R
2000253	20.000	21.500	.750	HDS1	R	2025340	20.250	21.875	.875	HDS1	R
	W/8 EA .125 LUGS					2025380	20.250	22.000	.750	HDS1	R
2000254	20.000	21.500	.750	HDS1	R	2025528	20.250	22.250	.625	HS8	R
	W/4 EA .250 LUGS					2025543	20.250	22.250	.750	HDS1	V
2000258	20.000	21.500	.750	HS8	R	2025557	20.250	22.250	.813	HS7	R
2000262	20.000	21.500	.750	HDS2	V	2025560	20.250	22.250	.875	HDS1	R
2000283	20.000	21.500	.750	HDS1	V	2025562	20.250	22.250	.875	HDS2	R
2000380	20.000	21.750	.750	HDS1	R	2025564	20.250	22.250	.875	HDS1	R
2000388	20.000	21.750	.750	HS8	R		W/4 EA .125 LUGS				
2000500	20.000	22.000	.906	HDS1	R	2025568	20.250	22.250	1.000	HDS3	D
2000520	20.000	22.000	.625	HDS1	R		W/4 EA .500 ADJ. LUGS				
2000522	20.000	22.000	.625	HDS2	V	2025569	20.250	22.250	.875	HDS3	D
2000527	20.000	22.000	.625	HS7	R		W/4 EA .500 ADJ. LUGS				
2000528	20.000	22.000	.625	HS8	R	2025570	20.250	22.250	.875	HDS1	D
2000529	20.000	22.000	.625	HDS3	D	2025580	20.250	22.250	1.000	HDS1	R
	W/4 EA .500 ADJ. LUGS					2025630	20.250	22.375	1.000	HDS1	R
2000543	20.000	22.000	.750	HDS1	V	2025660	20.250	22.500	.875	HDS1	R
2000557	20.000	22.000	.813	HS7	R	2025662	20.250	22.500	.875	HDS2	R
2000558	20.000	22.000	.813	HS8	R	2025664	20.250	22.500	.875	HDS2	R
2000560	20.000	22.000	.875	HDS1	R		W/4 EA .375 LUGS				
2000561	20.000	22.000	.875	HDS1	R	2025665	20.250	22.500	.875	HDS2	R
	W/4 EA .125 LUGS						W/4 EA .500 ADJ. LUGS				
						2025901	20.250	24.000	1.000	HDS1	R

★ Contact manufacturer for availability
Bold numbers are preferred designs

□ Metric numbers

† Includes Bore-Tite on O.D.
▲ WasteWatcher numbers

Numerical — complete index

Stock no.	Shaft	Bore	Width of seal	Type and style	Lip code	Stock no.	Shaft	Bore	Width of seal	Type and style	Lip code
2027118	20.275	21.535	.630	HS8	R	2050660	20.500	22.750	.875	HDS1	R
□2027280	515.00	555.00	20.00	HDS7	R	2050740	20.500	22.999	1.125	HDS1	R
□ 2027282	515.00	555.00	20.00	HDS2	R	2050750	20.500	22.999	1.250	HDS1	R
□ 2027295	515.00	555.00	20.00	HS5	R	2050760	20.500	23.000	.875	HDS1	R
	W/SPRING KOVER					2050791	20.500	23.000	1.250	HDS1	R
□ 2028258	515.00	555.00	20.00	HS8	R	2050793	20.500	23.000	1.250	HDS1	R
□ 2043308	519.00	560.00	25.00	HS8	D	W/4 EA .250 LUGS					
2044580	20.438	22.500	1.000	HDSA1	R	2050953	20.500	22.500	1.500	HDSE2	RR
2044600	20.438	22.500	.750	HDS1	R	W/LUBE HOLES ON O.D.					
2044602	20.438	22.500	.750	HDS2	R	2050954	20.500	22.500	.875	HDSA2	V
2044603	20.438	22.500	.750	HDS2	R	2052557	20.515	22.515	.813	HS7	R
	W/4 EA .250 LUGS					2063300	20.625	22.265	1.000	HDS1	R
2044604	20.438	22.500	.750	HDS1	R	2063557	20.625	22.625	.813	HS7	R
	W/4 EA .250 LUGS					2063580	20.625	22.625	1.000	HDS1	R
2044790	20.438	23.000	.875	HDS1	R	□2066500	525.00	575.00	22.00	HDS1	R
2044793	20.438	23.000	1.250	HDS1	R	□2066503	525.00	575.00	20.70	HS4	R
2044800	20.438	23.125	.875	HDS1	R	□2066573	525.00	575.00	20.00	HDS3	D
□2047220	520.00	560.00	20.00	HDS1	R	W/4 EA .500 ADJ. LUGS					
□2047258	520.00	560.00	20.00	HDS1	R	2068710	20.866	22.866	.812	HDS1	R
	W/4 EA 9.50MM LUGS					2072200	20.719	22.125	.875	HDS1	R
□2047283	520.00	560.00	20.00	HDS1	V	2072440	20.719	22.500	.875	HDS1	R
□2047500	520.00	570.00	18.00	HDS1	R	2072500	20.719	22.625	.875	HDS1	R
	W/6 EA 12.70MM ADJ. LUGS					2072600	20.719	22.750	.875	HDS1	R
2047673	20.472	22.834	.984	HDS3	D	2072954	20.719	22.750	1.250	HDS2	D
	W/4 EA .500 ADJ. LUGS					2075238	20.750	22.750	.625	HS8	R
□ 2047692	520.00	580.00	25.00	HDS2	R	2075340	20.750	22.375	.875	HDS1	R
□2047700	520.00	580.00	20.00	HDS1	R	2075540	20.750	22.750	.750	HDS1	R
□ 2047702	520.00	580.00	20.00	HDS2	R	2075543	20.750	22.750	.750	HDS3	V
□ 2047705	520.00	580.00	25.00	HDS2	R	W/4 EA .500 ADJ. LUGS					
	W/6 EA 12.70MM ADJ. LUGS					2075549	20.750	22.750	.750	HDS3	D
2050212	20.500	22.000	.750	HDS2	R	W/4 EA .500 ADJ. LUGS					
	W/4 EA .188 LUGS					2075557	20.750	22.750	.813	HS7	R
2050250	20.500	22.000	.750	HDS1	R	2075560	20.750	22.750	.875	HDS1	R
2050252	20.500	22.000	.750	HDS2	R	2075561	20.750	22.750	.875	HDS1	D
2050254	20.500	22.000	.750	HDS2	V	2075562	20.750	22.750	.875	HDS2	D
2050258	20.500	22.000	.750	HS8	R	2075563	20.750	22.750	.875	HDS2	R
2050282	20.500	22.000	1.500	HDSA2	RD	2075569	20.750	22.750	.875	HDS7	D
2050520	20.500	22.500	.625	HDS1	R	2075580	20.750	22.750	1.000	HDS1	R
2050523	20.500	22.500	.625	HDS2	D	2075588	20.750	22.750	1.000	HS8	R
2050527	20.500	22.500	.625	HS7	R	2075602	20.750	22.752	.875	HDS2	R
2050528	20.500	22.500	.625	HS8	R	2075660	20.750	23.000	.875	HDS1	R
2050529	20.500	22.500	.625	HDS3	D	2075662	20.750	23.000	.875	HDS1	R
	W/4 EA .500 ADJ. LUGS					W/4 EA .188 LUGS					
2050540	20.500	22.500	.750	HDS1	R	2075907	20.750	23.750	1.188	HDS1	R
2050542	20.500	22.500	.750	HDS2	R	W/4 EA .313 LUGS					
2050550	20.500	22.500	.844	HDS1	R	2075908	20.750	23.750	1.500	HDS1	R
2050552	20.500	22.500	.813	HDS2	R	2075950	20.750	22.750	1.250	HDSA1	RD
2050553	20.500	22.500	.813	HDS2	V	2083557	20.827	22.827	.813	HS7	R
2050557	20.500	22.500	.813	HS7	R	□ 2086448	530.00	576.00	21.00	HS8	R
2050558	20.500	22.500	.812	HS8	R	□2086500	530.00	580.00	22.00	HDS7	R
2050560	20.500	22.500	.875	HDS1	R	2086502	20.861	22.835	.860	HDS2	D
2050562	20.500	22.500	.875	HDS1	R	□ 2086508	530.00	580.00	20.00	HS8	R
	W/4 EA .250 LUGS					□2086510	530.00	580.00	20.00	HDS1	R
2050563	20.500	22.500	.875	HDS2	R	□2086539	530.00	580.00	20.00	HDS7	D
2050565	20.500	22.500	.875	HDS1	R	W/6 EA 12.70MM ADJ. LUGS					
	W/4 EA .125 LUGS					□2086540	530.00	580.00	22.00	HDS1	R
2050568	20.500	22.500	.875	HS8	R	□2086541	530.00	580.00	22.00	HDS1	R
2050573	20.500	22.500	.906	HDS1	R	W/6 EA 6.40MM LUGS					
	W/4 EA .188 LUGS					□2086573	530.00	580.00	22.00	HDS3	D
2050575	20.500	22.500	.906	HDS2	R	W/6 EA 12.70MM ADJ. LUGS					
	W/4 EA .250 LUGS					2086710	20.866	22.866	.812	HDS1	R
2050580	20.500	22.500	1.000	HDS1	R	2087490	20.875	22.750	1.000	HDS1	R
2050586	20.500	22.500	1.000	HDS1	R	□2087547	530.00	580.00	20.00	HDS1	V
	W/4 EA .500 LUGS					2087557	20.866	22.866	.813	HS7	R
2050596	20.500	22.500	1.500	HDS1	R	□ 2087568	530.00	580.00	22.00	HS8	R

*Contact manufacturer for availability
Bold numbers are preferred designs

□ Metric numbers

† Includes Bore-Tite on O.D.
 ▲ WasteWatcher numbers

Numerical — complete index

Stock no.	Shaft	Bore	Width of seal	Type and style	Lip code	Stock no.	Shaft	Bore	Width of seal	Type and style	Lip code
2088540	20.875	22.875	.750	HDS1	R	2100584	21.000	23.000	1.000	HDS2	R
2088557	20.875	22.875	.813	HS7	R	W/4 EA .250 LUGS					
2088610	20.875	23.000	.750	HDS1	R	2100588	21.000	23.000	1.000	HS8	V
2088648	20.875	23.000	.750	HS8	R	2100660	21.000	23.250	.875	HDS1	R
2088700	20.875	23.228	.875	HDS1	R	2100760	21.000	23.500	.875	HDS1	R
2088702	20.875	23.228	.906	HDS1	R	2100780	21.000	23.500	1.000	HDS1	R
2088800	20.875	23.500	.875	HDS1	R	2100790	21.000	23.500	1.125	HDS1	R
2100017	21.000	22.000	.500	HS7	R	2100791	21.000	23.500	1.125	HDS1	R
2100228	21.000	22.580	.578	HS8	R	W/4 EA .125 LUGS					
2100250	21.000	22.500	.750	HDS1	R	2100800	21.000	23.500	1.250	HDS1	R
2100257	21.000	22.500	.750	HS7	R	2100870	21.000	24.000	.875	HDS1	R
2100258	21.000	22.500	.750	HS8	R	2100913	21.000	22.250	1.375	HDSA1	RD
2100370	21.000	22.750	.688	HDS1	R	2100951	21.000	23.000	.875	HDSA1	RD
2100380	21.000	22.750	.750	HDS1	R	2100952	21.000	23.000	.875	HDSC2	RD
2100390	21.000	22.750	.813	HDS1	R	W/6 EA .500 LUGS					
2100391	21.000	22.750	.813	HDS1	R	2100955	21.000	23.000	.875	HDSC2	RD
W/4 EA .125 LUGS						2100957	21.000	23.000	.875	HDSA2	V
2100393	21.000	22.750	.813	HDS1	V	□ 2105443	535.00	580.00	20.00	HDS3	D
2100430	21.000	22.751	.813	HDS1	R	W/6 EA 12.70MM ADJ. LUGS					
2100432	21.000	22.751	.813	HDS1	R	2112570	21.125	23.125	1.000	HDS1	V
W/4 EA .125 LUGS						2120550	21.204	23.204	.813	HDS1	R
2100490	21.000	22.938	1.000	HDS1	R	2121900	21.210	24.500	1.000	HDS1	R
2100516	21.000	23.000	.625	HDS2	V	2125257	21.250	22.750	.750	HS7	R
W/4 EA .500 ADJ. LUGS						2125380	21.250	23.000	.750	HDS1	R
2100517	21.000	23.000	.813	HS7	V	2125520	21.250	23.250	.625	HDS1	R
2100520	21.000	23.000	.625	HDS1	R	2125527	21.250	23.250	.625	HS7	R
2100521	21.000	23.000	.625	HDS1	R	2125540	21.250	23.250	.750	HDS1	R
W/4 EA .125 LUGS						2125555	21.250	23.250	.813	HDS2	D
2100522	21.000	23.000	.625	HDS2	R	2125557	21.250	23.250	.813	HS7	R
2100527	21.000	23.000	.625	HS7	R	2125560	21.250	23.250	.875	HDS1	R
2100528	21.000	23.000	.625	HS8	R	2125562	21.250	23.250	.875	HDS1	R
2100529	21.000	23.000	.625	HDS3	D	W/4 EA .313 LUGS					
W/4 EA .500 ADJ. LUGS						2125563	21.250	23.250	.875	HDS2	R
2100532	21.000	23.000	.708	HDS2	R	2125564	21.250	23.250	.875	HDS2	V
2100539	21.000	23.000	.750	HDS7	R	2125660	21.250	23.500	.875	HDS1	R
W/4 EA .125 LUGS						2125890	21.250	24.250	1.000	HDS1	R
2100540	21.000	23.000	.750	HDS1	R	2125895	21.250	24.250	1.000	HDS1	D
2100543	21.000	23.012	.750	HDS1	R	2125940	21.250	23.000	.875	HDSA1	RD
2100544	21.000	23.000	.750	HDS2	R	□ 2126280	540.00	580.00	20.00	HDS1	R
W/4 EA .125 LUGS						□ 2126344	540.00	584.00	20.00	HS4	R
2100545	21.000	23.000	.750	HDS2	R	□ 2126502	540.00	590.00	20.00	HDS2	D
2100550	21.000	23.000	.813	HDS1	R	□ 2126504	540.00	590.00	20.00	HDS2	V
2100553	21.000	23.000	.813	HDS2	V	2126510	21.260	23.228	.984	HDS7	R
2100557	21.000	23.000	.813	HS7	R	□ 2126540	540.00	590.00	20.00	HDS1	R
2100558	21.000	23.000	.813	HS8	R	2126557	21.260	23.260	.813	HS7	R
2100560	21.000	23.000	.875	HDS1	R	2131440	21.313	23.125	.750	HDS1	R
2100561	21.000	23.000	.875	HDS1	R	2131560	21.313	23.312	.875	HDS1	R
W/4 EA .125 LUGS						2131561	21.313	23.312	.875	HDS1	R
2100562	21.000	23.000	.875	HDS2	R	W/4 EA .063 LUGS					
W/6 EA .125 LUGS						2131580	21.313	23.312	1.000	HDS1	R
2100563	21.000	23.000	.875	HDS1	R	2131640	21.313	23.500	.875	HDS1	R
W/4 EA .500 LUGS						□ 2133181	542.00	578.00	16.00	HDS7	D
2100564	21.000	23.000	.875	HDS2	R	W/4 EACH .500 ADJ LUGS					
2100565	21.000	23.000	.875	HDS2	D	2138480	21.375	23.250	.875	HDS1	R
2100566	21.000	23.000	.875	HDS2	D	2138557	21.375	23.375	.813	HS7	R
W/4 EA .250 LUGS						2138560	21.375	23.375	.875	HDS1	R
2100567	21.000	23.000	.875	HDS1	V	2138620	21.375	23.500	.875	HDS1	R
W/4 EA .375 LUGS						2144300	21.438	23.000	.750	HDS1	R
2100568	21.000	23.000	.875	HDS3	D	2144360	21.438	23.188	.625	HDS1	R
W/4 EA .125 LUGS						2144361	21.438	23.188	.625	HDS1	R
2100575	21.000	23.000	.875	HDS2	R	W/4 EA .125 LUGS					
W/6 EA .500 ADJ. LUGS						2144362	21.438	23.188	.625	HDS1	R
2100580	21.000	23.000	1.000	HDS1	R	W/4 EA .031 LUGS					
2100583	21.000	23.000	1.000	HDS1	V	2144363	21.438	23.188	.625	HDS1	R
						W/4 EA .063 LUGS					

*Contact manufacturer for availability
Bold numbers are preferred designs

□ Metric numbers

† Includes Bore-Tite on O.D.
▲ WasteWatcher numbers

Numerical — complete index

Stock no.	Shaft	Bore	Width of seal	Type and style	Lip code	Stock no.	Shaft	Bore	Width of seal	Type and style	Lip code
2144380	21.438	23.188	.750	HDS1	R	2175545	21.750	23.750	.750	HDS2	R
2144440	21.438	23.250	.875	HDS1	R	W/4 EA .500 LUGS					
2144600	21.438	23.500	.875	HDS1	R	2175557	21.750	23.750	.813	HS7	R
□ 2145500	545.00	595.00	22.00	HDS1	R	2175569	21.750	23.750	.875	HDS7	R
2146557	21.456	23.456	.813	HS7	R	2175580	21.750	23.750	1.000	HDS1	R
2150070	21.500	22.688	.625	HDS1	R	2175581	21.750	23.750	1.000	HDS1	R
2150238	21.500	23.000	.625	HS8	R	W/4 EA .063 LUGS					
2150257	21.500	23.000	.750	HS7	R	2175585	21.750	23.750	1.000	HDS2	R
2150258	21.500	23.000	.750	HS8	R	W/4 EA .500 LUGS					
2150380	21.500	23.250	.750	HDS1	R	2175660	21.750	24.000	.875	HDS1	R
2150384	21.500	23.250	.750	HDS2	V	2175664	21.750	24.000	.875	HDS2	R
2150387	21.500	23.250	.750	HDS1	V	W/4 EA .125 LUGS					
2150388	21.500	23.250	.750	HDS1	D	2175680	21.750	24.000	1.000	HDS1	R
2150520	21.500	23.500	.625	HDS1	R	2175760	21.750	24.250	.875	HDS1	R
2150527	21.500	23.500	.625	HS7	R	2175830	21.750	24.500	1.000	HDS1	R
2150540	21.500	23.500	.750	HDS1	R	2175895	21.750	24.750	1.500	HDS1	R
2150542	21.500	23.500	.750	HDS2	R	2175899	21.750	24.750	1.000	HDS3	D
2150549	21.500	23.500	.750	HDS3	D	W/4 EA .500 ADJ. LUGS					
W/4 EA .500 ADJ. LUGS						2175920	21.750	24.750	1.500	HDSD1	RR
2150550	21.500	23.500	.813	HDS1	R	2175992	21.750	24.750	1.500	HDSD2	VV
2150554	21.500	23.500	.813	HDS1	R	2175997	21.750	24.750	1.500	HDSD1	VV
W/6 EA .375 LUGS						2175998	21.750	24.750	1.500	HDSE1	VV
2150555	21.500	23.500	.813	HDS2	R	2188557	21.875	23.875	.813	HS7	R
W/6 EA .375 LUGS						□ 2189637	556.00	610.00	25.40	HS7	R
2150557	21.500	23.500	.813	HS7	R	2200017	22.000	23.000	.500	HS7	R
2150560	21.500	23.500	.875	HDS1	R	2200027	22.000	23.000	.500	HS7	V
2150562	21.500	23.500	.875	HDS2	V	2200140	22.000	24.000	.875	HDS1	R
2150565	21.500	23.500	.875	HDS2	D	W/4 EA .188 LUGS					
2150574	21.500	23.500	.800	HDS2	V	2200212	22.000	23.500	.750	HDS2	D
2150580	21.500	23.500	1.000	HDS1	R	2200213	22.000	23.500	.750	HDS2	V
2150600	21.500	23.563	.875	HDS1	R	2200218	22.000	23.500	.750	HS8	R
2150660	21.500	23.750	.875	HDS1	R	2200230	22.000	23.500	.625	HDS1	R
2150760	21.500	24.000	.875	HDS1	R	2200237	22.000	23.500	.625	HS7	R
2150780	21.500	24.000	1.000	HDS1	R	2200238	22.000	23.500	.625	HS8	R
2150800	21.500	24.000	1.250	HDS1	R	2200239	22.000	23.500	.625	HDS3	D
2163380	21.625	23.375	.750	HDS1	R	W/4 EA .500 ADJ. LUGS					
2163557	21.625	23.625	.813	HS7	R	2200250	22.000	23.500	.750	HDS1	R
2163560	21.625	23.625	.875	HDS1	R	2200252	22.000	23.500	.750	HDS2	R
2163580	21.625	23.625	1.000	HDS1	R	2200253	22.000	23.500	.750	HDS1	D
2163620	21.625	23.750	.875	HDS1	R	2200255	22.000	23.500	.750	HDS2	R
□ 2163672	550.00	610.00	25.00	HDS2	R	W/4 EA .250 LUGS					
□ 2165250	550.00	590.00	20.00	HDS1	R	2200256	22.000	23.500	.750	HDS1	R
□ 2165255	550.00	590.00	20.00	HDS1	R	W/6 EA .125 LUGS					
W/4 EA 4.80MM LUGS						2200257	22.000	23.500	.750	HS7	R
2165257	21.653	23.153	.750	HS7	R	2200390	22.000	23.750	.813	HDS1	R
□ 2165258	550.00	590.00	20.00	HDS1	R	2200393	22.000	23.750	.813	HDS1	D
W/4 EA 9.50MM LUGS						2200398	22.000	23.750	.813	HS8	D
□ 2165288	550.00	590.00	20.00	HS8	R	2200513	22.000	24.000	.750	HDS3	V
□ 2165492	550.00	600.00	25.00	HDS2	R	W/4 EA .500 ADJ. LUGS					
□ 2165500	550.00	600.00	20.00	HDS1	R	2200522	22.000	24.000	.625	HDS2	D
□ 2165720	550.00	610.00	25.00	HDS1	R	W/4 EA .375 LUGS					
□ 2165840	550.00	620.00	25.00	HDS1	V	2200529	22.000	24.000	.625	HS8	D
2169257	21.688	23.188	.750	HS7	R	2200540	22.000	24.000	.750	HDS1	R
2169557	21.691	23.691	.813	HS7	R	2200542	22.000	24.000	.750	HDS2	R
2175230	21.750	23.250	.625	HDS1	R	2200549	22.000	24.000	.750	HDS3	D
2175232	21.750	23.250	.625	HDS2	R	W/4 EA .500 ADJ. LUGS					
2175237	21.750	23.250	.625	HS7	R	2200550	22.000	24.000	.813	HDS1	R
2175238	21.750	23.250	.625	HS8	R	2200555	22.000	24.000	.812	HS8	V
2175250	21.750	23.250	.750	HDS1	R	2200557	22.000	24.000	.813	HS7	R
2175252	21.750	23.250	.750	HDS2	R	2200558	22.000	24.000	.813	HS8	D
2175253	21.750	23.250	.750	HDS1	R	2200560	22.000	24.000	.875	HDS1	R
W/4 EA .125 LUGS						2200561	22.000	24.000	.875	HDS1	R
2175257	21.750	23.250	.750	HS7	R	W/4 EA .125 LUGS					
2175540	21.750	23.750	.750	HDS1	R	2200562	22.000	24.000	.875	HDS1	R
2175542	21.750	23.750	.750	HDS2	R	W/4 EA .250 LUGS					

Numerical — complete index

Stock no.	Shaft	Bore	Width of seal	Type and style	Lip code	Stock no.	Shaft	Bore	Width of seal	Type and style	Lip code
2200563	22.000	24.000	.875	HDS2	R	2225563	22.250	24.250	.875	HDS2	R
	W/4 EA .125 LUGS						W/4 EA .125 LUGS				
2200564	22.000	24.000	.875	HDS2	D	2225564	22.250	24.250	.875	HDS1	R
2200565	22.000	24.000	.875	HDS2	R		W/4 EA .250 LUGS				
2200566	22.000	24.000	.875	HDS2	R	2225565	22.250	24.250	.875	HDS2	R
	W/4 EA .250 LUGS						W/4 EA .250 LUGS				
2200567	22.000	24.000	.875	HDS2	D	2225568	22.250	24.250	.875	HDS3	H
	W/4 EA .250 LUGS						W/4 EA .500 ADJ .LUGS				
2200580	22.000	24.000	1.000	HDS1	R	2225569	22.250	24.250	.875	HDS3	D
2200585	22.000	24.000	1.000	HDS1	R		W/4 EA .500 ADJ. LUGS				
	W/4 EA .125 LUGS					2225580	22.250	24.250	1.000	HDS1	R
2200587	22.000	24.000	1.000	HS7	R		W/4 EA .500 ADJ. LUGS				
2200590	22.000	24.000	1.250	HDS1	R	2225588	22.250	24.250	1.000	HS8	R
2200591	22.000	24.000	1.281	HDS1	R	2225660	22.250	24.500	.875	HDS1	R
2200592	22.000	24.000	1.250	HDS2	D	2225680	22.250	24.500	1.000	HDS1	R
2200680	22.000	24.250	1.000	HDS1	R	2237515	22.375	24.375	.750	HDS1	R
2200760	22.000	24.500	.875	HDS1	R		W/4 EA .125 LUGS				
2200762	22.000	24.500	.875	HDS1	R	2237541	22.375	24.375	.750	HDS1	R
	W/4 EA .250 LUGS						W/4 EA .125 LUGS				
2200780	22.000	24.500	1.000	HDS1	R	2237710	22.375	24.368	.875	HDS2	R
2200800	22.000	24.500	1.250	HDS1	R	2238470	22.375	24.250	.750	HDS1	R
2200804	22.000	24.500	1.250	HDS1	D	2238500	22.375	24.368	.875	HDS1	R
2200820	22.000	24.750	.875	HDS1	R	2238505	22.375	24.368	.875	HDS1	R
2200900	22.000	26.000	1.250	HDS1	R		W/4 EA .375 LUGS				
2200920	22.000	23.500	.875	HDSA1	RD	2238509	22.375	24.368	.875	HDS3	D
2200953	22.000	24.000	1.250	HDSD1	RR		W/4 EA .500 ADJ. LUGS				
2200954	22.000	24.000	.875	HDSA1	RL	2238540	22.375	24.375	.750	HDS1	R
2200955	22.000	24.000	.875	HDSA2	RL	2238550	22.375	24.373	.875	HDS1	R
2200958	22.000	24.000	1.250	HDSE2	DD	2238560	22.375	24.375	.875	HDS1	R
2200961	22.000	24.000	1.875	HDSE2	RR	2238563	22.375	24.375	.875	HDS1	R
	W/LUBE HOLES ON O.D.						W/4 EA .375 LUGS				
2200962	22.000	24.000	1.250	HDSD2	DD	2238565	22.375	24.368	.875	HDS2	D
2201560	22.000	24.000	.875	HDS2	D		W/4 EA .375 LUGS				
	W/4 EA .125 LUGS					2238610	22.375	24.500	.750	HDS1	R
2201564	22.000	24.000	.875	HDS1	D	2238620	22.375	24.500	.875	HDS1	R
2201565	22.000	24.000	.875	HDS1	R	2238710	22.375	24.750	.875	HDS1	R
	W/6 EA .125 LUGS					2243303	22.438	24.000	.750	HDS1	V
□ 2204242	560.00	600.00	18.00	HDS2	R	2243468	22.438	24.250	.688	HS8	R
□ 2204332	560.00	604.00	16.00	HDS2	R	□ 2244260	570.00	610.00	20.00	HDS1	R
	W/4 EA 3.20MM LUGS					2244300	22.438	24.000	.750	HDS1	R
□ 2204340	560.00	604.00	20.00	HDS1	R	2244440	22.438	24.250	.750	HDS1	R
□ 2204380	560.00	604.00	20.00	HDS7	R	2244453	22.438	24.376	.875	HDS1	R
□ 2204473	560.00	610.00	20.00	HDS1	V		W/4 EA .375 LUGS				
□ 2204500	560.00	610.00	20.00	HDS1	R	2244540	22.438	24.438	.750	HDS1	R
	W/4 EA 12.70MM ADJ. LUGS					2244542	22.438	24.438	.906	HDS2	R
□ 2204508	560.00	610.00	20.00	HMS46	R	□ 2244552	570.00	620.00	22.00	HDS2	R
□ 2204510	560.00	610.00	22.00	HDS7	R		W/6 EA 12.70MM ADJ. LUGS				
□ 2204720	560.00	620.00	29.34	HDS7	R	2244560	22.438	24.438	.875	HDS1	R
□ 2204962	560.00	620.00	30.00	HDSA2	RD	2250100	22.500	23.688	.625	HDS1	R
□ 2205382	560.00	604.00	20.00	HDS2	R	2250105	22.500	23.688	.625	HDS1	D
2206557	22.063	24.063	.813	HS7	R	2250230	22.500	24.000	.625	HDS1	R
2213490	22.125	24.000	1.000	HDS1	R	2250380	22.500	24.250	.750	HDS1	R
2213550	22.125	24.125	.813	HDS1	R	2250381	22.500	24.250	.750	HDS1	R
2213557	22.125	24.125	.813	HS7	R		W/4 EA .063 LUGS				
2225230	22.250	23.750	.625	HDS1	R	2250388	22.500	24.250	.750	HDS3	R
2225350	22.250	24.000	.750	HDS1	V		W/4 EA .375 LUGS				
2225380	22.250	24.000	.750	HDS1	R	2250390	22.500	24.250	.813	HDS1	R
2225511	22.250	24.250	.875	HDS7	H	2250391	22.500	24.250	.813	HDS1	R
2225550	22.250	24.250	.813	HDS1	R		W/4 EA .063 LUGS				
2225553	22.250	24.250	.813	HDS2	V	2250400	22.500	24.260	.750	HDS1	R
2225557	22.250	24.250	.813	HS7	R	2250410	22.500	24.250	.875	HDS1	R
2225560	22.250	24.250	.875	HDS1	R	2250500	22.500	24.495	.875	HDS1	R
2225561	22.250	24.250	.875	HDS7	R	2250501	22.500	24.495	.875	HDS1	R
	W/4 EA .250 LUGS						W/4 EA .125 LUGS				
2225562	22.250	24.250	.875	HDS2	R						

*Contact manufacturer for availability
Bold numbers are preferred designs

□ Metric numbers

† Includes Bore-Tite on O.D.
 ▲ WasteWatcher numbers

Numerical — complete index

Stock no.	Shaft	Bore	Width of seal	Type and style	Lip code	Stock no.	Shaft	Bore	Width of seal	Type and style	Lip code
2250502	22.500	24.495	.875	HDS1	R	2300559	23.000	25.000	.813	HS8	D
	W/4 EA .313	LUGS				2300560	23.000	25.000	.875	HDS1	R
2250520	22.500	24.500	.625	HDS1	R	2300561	23.000	25.000	.875	HDS2	R
2250540	22.500	24.500	.750	HDS1	R	2300563	23.000	25.000	.875	HDS1	R
2250545	22.500	24.500	.750	HDS1	R		W/6 EA .250	LUGS			
	W/4 EA .125	LUGS				2300565	23.000	25.000	.875	HDS1	R
2250549	22.500	24.500	.750	HDS3	D		W/8 EA .125	LUGS			
	W/4 EA .500	ADJ. LUGS				2300569	23.000	25.000	.875	HDS3	D
2250552	22.500	24.500	.875	HDS2	V		W/4 EA .500	ADJ. LUGS			
2250557	22.500	24.500	.813	HS7	R	2300570	23.000	25.000	.938	HDS1	R
2250560	22.500	24.500	.875	HDS1	R	2300580	23.000	25.000	1.000	HDS1	R
2250580	22.500	24.500	1.000	HDS1	R	2300582	23.000	25.000	1.000	HDS2	R
2250660	22.500	24.750	.875	HDS1	R	2300591	23.000	25.000	1.281	HDS1	R
2263548	22.638	24.638	.750	HS8	D	2300660	23.000	25.250	.875	HDS1	R
2267257	22.673	24.173	.750	HS7	R	2300710	23.000	25.375	.875	HDS1	R
2275380	22.750	24.500	.750	HDS1	R	2300717	23.000	25.375	.875	HDS1	V
2275557	22.750	24.750	.813	HS7	R	2300760	23.000	25.500	.875	HDS1	R
2275558	22.750	24.750	.813	HS8	R	2300780	23.000	25.500	1.000	HDS1	R
2275560	22.750	24.750	.875	HDS1	R	2300800	23.000	25.500	1.250	HDS1	R
2275562	22.750	24.750	.875	HDS2	R	2300921	23.000	24.500	.875	HDSB1	RD
2275580	22.750	24.750	1.000	HDS1	R	2300952	23.000	25.000	1.000	HDSA2	RL
2275660	22.750	25.000	.875	HDS1	R	2300983	23.000	24.750	1.250	HDSE1	VV
2275820	22.750	25.500	.875	HDS1	R	□ 2303192	585.00	620.00	20.00	HDS2	R
□ 2276740	578.00	640.00	30.00	HDS1	R	2307558	23.074	24.954	.813	HS8	R
2281558	22.814	24.814	.813	HS8	R	□ 2307740	586.00	650.00	25.00	HDS1	R
□ 2283228	580.00	620.00	20.00	HDS3	D	2320558	23.208	25.208	.813	HS8	R
	W/6 EA 12.70MM	ADJ. LUGS				□ 2322218	590.00	630.00	20.00	HDS1	R
□ 2283282	580.00	620.00	20.00	HDS2	D		W/4 EA 4.80MM	ADJ. LUGS			
□ 2283500	580.00	630.00	18.00	HDS1	R	□ 2322221	590.00	630.00	20.00	HDS7	D
	W/6 EA 12.70MM	ADJ. LUGS					W/6 EA 12.70MM	ADJ. LUGS			
2283557	22.834	24.834	.813	HS7	R	□ 2322250	590.00	630.00	20.00	HDS1	R
□ 2283700	580.00	640.00	25.00	HDS1	R	□ 2322498	590.00	640.00	25.00	HS8	R
□ 2283972	580.00	640.00	30.00	HDSA2	RD	□ 2323253	590.00	630.00	20.00	HDS3	D
□ 2284578	580.00	630.00	25.00	HDS1	R		W/6 EA 12.70MM	ADJ. LUGS			
	W/4 EA 4.77MM	ADJ. LUGS				□ 2323562	590.00	640.00	22.00	HDS2	R
□ 2284732	580.00	640.00	25.00	HDS2	R	2325380	23.250	25.000	.750	HDS1	R
2288557	22.875	24.875	.813	HS7	R	2325381	23.250	25.000	.750	HDS1	R
2300017	23.000	24.000	.500	HS7	R		W/4 EA .125	LUGS			
2300214	23.000	24.500	.750	HDS2	V	2325382	23.250	25.000	.750	HDS1	R
2300220	23.000	24.500	.750	HDS1	R		W/4 EA .250	LUGS			
	W/4 EA .500	ADJ. LUGS				2325383	23.250	25.000	.750	HDS1	R
2300250	23.000	24.500	.750	HDS1	R		W/6 EA .250	LUGS			
2300252	23.000	24.500	.750	HDS2	R	2325385	23.250	25.000	.750	HDS2	R
2300254	23.000	24.500	.750	HDS2	R	2325386	23.250	25.000	.750	HDS2	R
	W/4 EA .125	LUGS					W/4 EA .250	LUGS			
2300255	23.000	24.500	.750	HDS1	D	2325540	23.250	25.250	.750	HDS1	R
2300257	23.000	24.500	.750	HS7	R	2325550	23.250	25.250	.813	HDS1	R
2300258	23.000	24.500	.750	HS8	R	2325557	23.250	25.250	.813	HS7	R
	W/HOOK & EYE	SPRING CONNECTOR				2325560	23.250	25.250	.875	HDS1	R
2300259	23.000	24.500	.750	HDS3	D	2325562	23.250	25.250	.875	HDS1	R
	W/4 EA .500	ADJ. LUGS					W/6 EA .250	LUGS			
2300370	23.000	24.750	.688	HS8	R	2325660	23.250	25.500	.875	HDS1	R
2300380	23.000	24.750	.750	HDS1	R	2325780	23.250	25.750	1.000	HDS1	R
2300381	23.000	24.750	.750	HDS1	R	2330017	23.300	24.300	.500	HS7	R
	W/6 EA .063	LUGS				2331568	23.310	25.310	.875	HS8	R
2300382	23.000	24.750	.750	HDS2	R	2331580	23.313	25.313	1.000	HDS1	R
2300383	23.000	24.750	.750	HDS2	D	2338250	23.375	24.875	.750	HDS1	R
2300384	23.000	24.750	.750	HDS2	V	2338557	23.375	25.375	.813	HS7	R
2300388	23.000	24.750	.750	HDS1	D	2338580	23.375	25.375	1.000	HDS1	R
2300412	23.000	24.750	.938	HDS1	R	2350017	23.500	24.500	.500	HS7	R
	W/8 EA .125	LUGS				2350238	23.500	25.000	.625	HS8	R
2300540	23.000	25.000	.750	HDS1	R	2350380	23.500	25.250	.750	HDS1	R
2300551	23.000	25.000	.813	HS8	D	2350382	23.500	25.250	.750	HDS2	R
2300557	23.000	25.000	.813	HS7	R	2350540	23.500	25.500	.750	HDS1	R
2300558	23.000	25.000	.813	HS8	R	2350550	23.500	25.500	.813	HDS1	R

Numerical — complete index

Stock no.	Shaft	Bore	Width of seal	Type and style	Lip code	Stock no.	Shaft	Bore	Width of seal	Type and style	Lip code
2350557	23.500	25.500	.813	HS7	R	2400557	24.000	26.000	.813	HS7	R
2350560	23.500	25.500	.875	HDS1	R	2400558	24.000	26.000	.813	HS8	R
2350562	23.500	25.500	.875	HDS1	R	2400559	24.000	26.000	.875	HDS2	R
	W/6 EA .250 LUGS					2400560	24.000	26.000	.875	HDS1	R
2350567	23.000	25.500	.875	HDS1	V	2400561	24.000	26.000	.875	HDS1	R
2350570	23.500	25.500	.875	HDS1	V		W/4 EA .125 LUGS				
2350580	23.500	25.500	1.000	HDS1	R	2400562	24.000	26.000	.875	HDS1	R
2350652	23.500	25.250	.750	HDS2	V		W/4 EA .375 LUGS				
2350660	23.500	25.750	.875	HDS1	R	2400563	24.000	26.000	.875	HDS1	R
2350840	23.500	26.375	1.000	HDS1	R		W/4 EA .250 LUGS				
2350955	23.500	25.500	1.250	HDS2	RR	2400565	24.000	26.000	.875	HDS1	R
2356340	23.563	25.250	.750	HDS1	R		W/4 EA .063 LUGS				
2356343	23.563	25.250	.750	HDS2	D	2400567	24.000	26.000	.875	HDS2	V
2356380	23.562	25.312	.750	HDS1	R	2400568	24.000	26.000	.875	HDS1	H
2356383	23.562	25.312	.750	HDS3	R	2400580	24.000	26.000	1.000	HDS1	R
	W/4 EA .375 LUGS					2400587	24.000	26.000	1.000	HS7	R
2356440	23.563	25.375	.750	HDS1	R	2400588	24.000	26.000	1.000	HS8	R
2356500	23.563	25.500	.750	HDS1	R	2400598	24.000	26.000	1.000	HS8	D
2357257	23.570	25.070	.750	HS7	R	2400660	24.000	26.250	.875	HDS1	R
2360557	23.595	25.095	.750	HS7	R	2400661	24.000	26.250	.875	HDS1	R
<input type="checkbox"/> 2362250	600.00	640.00	20.00	HDS1	R		W/4 EA .125 LUGS				
<input type="checkbox"/> 2362253	600.00	640.00	20.00	HDS1	V	2400663	24.000	26.250	.875	HDS3	D
2362418	23.625	25.375	.812	HDS2	D		W/4 EA .500 ADJ. LUGS				
<input type="checkbox"/> 2362500	600.00	650.00	25.00	HDS1	R	2400680	24.000	26.250	1.000	HDS1	R
<input type="checkbox"/> 2362580	600.00	650.00	18.00	HDS1	R	2400682	24.000	26.250	1.000	HDS1	R
	W/4 EA 12.70MM ADJ. LUGS						W/6 EA .250 LUGS				
2363557	23.625	25.625	.813	HS7	R	2400683	24.000	26.250	1.000	HDS1	R
2363620	23.625	25.750	.875	HDS1	R		W/4 EA .375 LUGS				
2363710	23.625	26.000	.875	HDS1	R	2400684	24.000	26.250	1.000	HDS2	R
2363800	23.625	26.250	.875	HDS1	R		W/6 EA .250 LUGS				
2375557	23.750	25.750	.813	HS7	R	2400685	24.000	26.250	1.000	HDS2	R
2375580	23.750	25.750	1.000	HDS1	R	2400718	24.000	26.250	.688	HS8	R
2375660	23.750	26.000	.875	HDS1	R	2400760	24.000	26.500	.875	HDS1	R
2375746	23.750	26.242	.750	HDS1	R	2400761	24.000	26.500	.875	HDS1	R
2375900	23.750	26.750	1.125	HDS1	R		W/4 EA .125 LUGS				
2375902	23.750	26.750	1.500	HDS1	R	2400784	24.000	26.500	1.000	HDS2	R
2375903	23.750	26.750	1.500	HDS1	V	2400790	24.000	26.500	1.125	HDS1	R
<input type="checkbox"/> 2378190	604.00	640.00	22.00	HDS1	R	2400800	24.000	26.500	1.250	HDS1	R
2387960	23.875	26.000	.875	HDSA1	RL	2400820	24.000	26.750	.875	HDS1	R
2387962	23.875	26.000	.875	HDSA2	RL	2400962	24.000	26.250	.870	HDSA2	RL
2387967	23.875	26.000	.875	HDSA2	V	<input type="checkbox"/> 2407542	610.00	660.00	20.00	HDS2	R
2388017	23.875	24.875	.500	HS7	R	2409557	24.093	26.093	.813	HS8	R
2388480	23.875	25.750	.875	HDS1	R	<input type="checkbox"/> 2410488	615.00	665.00	24.00	HS8	R
2388620	23.875	26.000	.875	HDS1	R	2425410	24.250	26.000	.875	HDS1	R
2388710	23.875	26.250	.875	HDS1	R	2425420	24.250	26.000	1.000	HDS1	R
2394590	23.938	26.010	1.000	HDS1	R	2425422	24.250	26.000	1.000	HDS2	R
2400220	24.000	25.500	.750	HDS1	D	2425440	24.250	26.063	.844	HDS1	R
	W/4 EA .500 ADJ. LUGS					2425560	24.250	26.250	.875	HDS1	R
2400250	24.000	25.500	.750	HDS1	R	2425562	24.250	26.250	.875	HDS2	V
2400251	24.000	25.500	.750	HDS1	R	2425580	24.250	26.250	1.000	HDS1	R
	W/4 EA .125 LUGS					2425588	24.250	26.250	1.000	HS8	R
2400255	24.000	25.500	.750	HDS2	R	2425660	24.250	26.500	.875	HDS1	R
	W/4 EA .250 LUGS					2425780	24.250	26.750	1.000	HDS1	R
2400257	24.000	25.500	.750	HS7	R	2438540	24.375	26.375	.750	HDS1	R
2400258	24.000	25.500	.750	HS8	R	2438542	24.375	26.375	.750	HDS2	R
2400259	24.000	25.500	.750	HDS3	D	2438843	24.375	27.250	1.375	HDS1	R
	W/4 EA .500 ADJ. LUGS					<input type="checkbox"/> 2440509	620.00	670.00	22.00	HS8	D
2400488	24.000	25.875	.813	HS8	R	2440660	24.409	26.929	.787	HDS1	R
2400550	24.000	26.000	.813	HDS1	R	<input type="checkbox"/> 2440670	620.00	680.00	20.00	HDS1	R
2400552	24.000	26.000	.813	HDS1	R		W/4 EA 12.70MM ADJ. LUGS				
	W/4 EA .375 LUGS					<input type="checkbox"/> 2441540	620.00	670.00	20.00	HDS1	R
2400554	24.000	26.000	.813	HS8	R	<input type="checkbox"/> 2441548	620.00	670.00	20.00	HDS1	R
	W/THREADED SPRING CONNECTOR						W/4 EA 3.18MM LUGS				
2400556	24.000	26.000	.813	HDS3	D	2443544	24.437	26.437	.750	HDS2	V
	W/4 EA .500 ADJ. LUGS					2444300	24.438	26.000	.750	HDS1	R

*Contact manufacturer for availability
Bold numbers are preferred designs

Metric numbers

† Includes Bore-Tite on O.D.
▲ WasteWatcher numbers

Numerical — complete index

Stock no.	Shaft	Bore	Width of seal	Type and style	Lip code	Stock no.	Shaft	Bore	Width of seal	Type and style	Lip code
2444301	24.438	26.000	.750	HDS1	R	2488557	24.875	26.875	.813	HS7	R
	W/4 EA .125 LUGS					2500017	25.000	26.000	.500	HS7	R
2444302	24.438	26.000	.750	HDS1	R	2500217	25.000	26.500	.750	HDS1	V
	W/4 EA .250 LUGS					2500247	25.000	26.500	.750	HS7	D
2444304	24.438	26.000	.750	HDS2	R	2500249	25.000	26.500	.750	HS8	D
2444305	24.438	26.000	.750	HDS1	R	2500250	25.000	26.500	.750	HDS1	R
	W/6 EA .500 LUGS					2500251	25.000	26.500	.750	HDS1	R
2444306	24.438	26.000	.750	HDS2	R		W/6 EA .125 LUGS				
	W/4 EA .250 LUGS					2500252	25.000	26.500	.750	HDS1	R
2444430	24.438	26.250	.750	HDS1	R		W/6 EA .375 LUGS				
2444520	24.438	26.438	.625	HDS1	R	2500253	25.000	26.500	.750	HDS2	R
2444521	24.438	26.438	.625	HDS1	R	2500254	25.000	26.500	.750	HDS2	R
	W/4 EA .063 LUGS						W/6 EA .125 LUGS				
2444536	24.438	26.438	.719	HDS2	R	2500255	25.000	26.500	.750	HDS1	D
	W/4 EA .063 LUGS					2500256	25.000	26.500	.750	HDS1	D
2444540	24.438	26.438	.750	HDS1	R		W/6 EA .125 LUGS				
2444541	24.438	26.438	.750	HDS1	R	2500257	25.000	26.500	.750	HS7	R
	W/4 EA .063 LUGS					2500258	25.000	26.500	.750	HS8	R
2444542	24.438	26.438	.750	HDS2	R	2500259	25.000	26.500	.750	HDS3	D
2444550	24.438	26.438	.813	HDS1	R		W/4 EA .500 ADJ. LUGS				
2444560	24.438	26.438	.875	HDS1	R	2500540	25.000	27.000	.750	HDS1	R
2448950	24.438	26.438	1.500	HDSD1	RR	2500544	25.000	27.000	.750	HDS1	R
	W/LUBE HOLES ON O.D.						W/4 EA .125 LUGS				
2450017	24.500	25.500	.500	HS7	R	2500545	25.000	27.000	.750	HDS3	D
2450018	24.500	25.500	.500	HS8	R		W/4 EA .500 ADJ. LUGS				
2450068	24.500	25.625	.625	HS8	R	2500553	25.000	27.000	.813	HDS2	V
2450257	24.500	26.000	.750	HS7	R	2500557	25.000	27.000	.813	HS7	R
2450557	24.500	26.500	.813	HS7	R	2500558	25.000	27.000	.813	HS8	D
2450560	24.500	26.500	.875	HDS1	R		W/HOOK & EYE CONNECTOR				
2450563	24.500	26.500	.875	HDS2	R	2500559	25.000	27.000	.916	HS8	D
2450564	24.500	26.500	.875	HDS1	V	2500560	25.000	27.000	.875	HDS1	R
2450565	24.500	26.500	.875	HDS2	R	2500562	25.000	27.000	.875	HDS1	R
	W/6 EA .250 LUGS						W/4 EA .125 LUGS				
2450567	24.500	26.500	.875	HDS2	V	2500563	25.000	27.000	.875	HDS2	V
2450569	24.500	26.500	.875	HDS3	D	2500564	25.000	27.000	.875	HDS2	R
	W/4 EA .500 ADJ. LUGS						W/4 EA .125 LUGS				
2450580	24.500	26.500	1.000	HDS1	R	2500565	25.000	27.000	.875	HDS2	R
2450587	24.500	26.500	1.000	HS7	R	2500569	25.000	27.000	.875	HDS3	D
2450710	24.500	26.875	.875	HDS1	R		W/4 EA .500 ADJ. LUGS				
2450790	24.500	27.000	1.125	HDS1	R	2500570	25.000	27.000	.906	HDS1	R
2450800	24.500	27.000	1.250	HDS1	R	2500580	25.000	27.000	1.000	HDS1	R
2450820	24.500	27.250	.875	HDS1	R	2500582	25.000	27.000	1.000	HDS2	R
□ 2460220	625.00	665.00	25.00	HDS1	R	2500587	25.000	27.000	1.000	HS7	R
□ 2460548	625.00	676.00	19.00	HS8	D	2500588	25.000	27.000	1.000	HS8	R
2475520	24.750	26.750	.625	HDS1	R	2500660	25.000	27.250	.875	HDS1	R
2475540	24.750	26.750	.750	HDS1	R	2500680	25.000	27.250	1.000	HDS1	R
2475557	24.750	26.750	.813	HS7	R	2500682	25.000	27.250	1.000	HDS1	R
2475558	24.750	26.750	.813	HS8	R		W/4 EA .188 LUGS				
2475587	24.750	26.750	1.000	HS7	R	2500691	25.000	27.250	1.188	HDS1	R
□ 2480242	630.00	670.00	20.00	HDS2	R	2500692	25.000	27.250	1.188	HDS1	R
	W/6 EA 12.70MM ADJ. LUGS						W/4 EA .188 LUGS				
□ 2480250	630.00	670.00	20.00	HDS1	R	2500740	25.000	27.375	.875	HDS1	R
□ 2480253	630.00	670.00	20.00	HDS1	V	2500760	25.000	27.500	.875	HDS1	R
□ 2480255	630.00	670.00	20.00	HDS3	R	2500762	25.000	27.500	.875	HDS2	R
	W/6 EA 12.70MM ADJ. LUGS					2500764	25.000	27.500	.875	HDS2	D
2480257	24.803	26.303	.750	HS7	R		W/4 EA .250 LUGS				
□ 2480258	630.00	670.00	20.00	HS8	R	2500769	25.000	27.500	.875	HDS3	D
	W/HOOK & EYE SPRING CONNECTOR						W/4 EA .500 ADJ. LUGS				
□ 2480283	630.00	670.00	20.00	HDS3	D	2500772	25.000	27.500	1.000	HDS2	D
	W/4 EA .500 ADJ. LUGS					2500780	25.000	27.500	1.000	HDS1	R
□ 2480300	630.00	670.00	20.00	HDS1	R	2500783	25.000	27.500	1.000	HDS2	R
	W/6 EA 12.70 MM LUGS					2500793	25.000	27.500	1.250	HDS1	R
□ 2480380	630.00	674.00	20.00	HDS1	R	2500920	25.000	26.500	1.125	HDSA1	RL
2481557	24.813	26.813	.813	HS7	R	2500952	25.000	27.000	.875	HDSA2	DL
2487101	24.875	26.126	.813	HDS1	R		W/4 EA .500 ADJ. LUGS				

Numerical — complete index

Stock no.	Shaft	Bore	Width of seal	Type and style	Lip code	Stock no.	Shaft	Bore	Width of seal	Type and style	Lip code
2500970	25.000	27.500	1.000	HDSA1	RL	2563630	25.625	27.750	1.000	HDS1	R
2500971	25.000	27.500	1.000	HDSB1	RL	2563730	25.625	28.000	1.000	HDS1	R
2500972	25.000	27.500	1.000	HDSA2	D	2563800	25.625	28.250	1.000	HDS1	R
2500990	25.000	28.375	.875	HDS1	R	2575017	25.750	26.750	.500	HS7	R
2513017	25.125	26.125	.500	HS7	R	2575057	25.750	26.875	.500	HS7	R
2513330	25.125	26.750	.750	HDS1	R	2575250	25.750	27.250	.750	HDS1	R
2518332	25.188	26.875	.750	HDS2	H	2575252	25.750	27.250	.750	HDS2	R
2518344	25.188	26.875	.750	HDS2	V	2575258	25.750	27.250	.750	HS8	R
2518346	25.188	26.875	.750	HDS3	V	2575557	25.750	27.750	.813	HS7	R
	W/4 EA .500 ADJ. LUGS					2575558	23.750	25.750	.813	HS8	R
□ 2519300	640.00	680.00	20.00	HDS1	V	2575572	25.750	27.750	1.000	HDS2	R
2519340	25.188	26.875	.750	HDS1	R	2575588	25.750	27.750	1.000	HS8	R
2519344	25.188	26.875	.750	HDS2	R	2575903	25.750	28.755	1.250	HDS1	R
	W/4 EA .188 LUGS						W/6 EA .250 LUGS				
2519380	25.188	26.938	.750	HDS1	R	2575904	25.750	28.755	1.500	HDS1	R
2519440	25.188	27.000	.875	HDS1	R	2581113	25.813	27.063	.625	HDS2	R
□ 2519490	640.00	690.00	25.00	HDS1	R	2588017	25.875	26.875	.500	HS7	R
□ 2519511	640.00	690.00	25.00	HDS7	R	2588557	25.875	27.875	.813	HS7	R
2519557	25.188	27.188	.813	HS7	R	2588620	25.875	28.000	.875	HDS1	R
2522557	25.219	27.219	.813	HS7	R	2588710	25.875	28.250	.875	HDS1	R
2525250	25.250	26.750	.750	HDS1	R	2588800	25.875	28.500	.875	HDS1	R
2525557	25.250	27.250	.813	HS7	R	□ 2598240	660.00	700.00	18.00	HDS1	R
2525560	25.250	27.250	.875	HDS1	R	2598330	25.988	27.625	.750	HDS1	R
2525562	25.250	27.250	.875	HDS2	R	2598332	25.988	27.625	.750	HDS2	R
2525588	25.250	27.250	1.000	HS8	R	2598342	25.988	27.625	1.000	HDS2	R
2525660	25.250	27.500	.875	HDS1	R	□ 2598670	660.00	724.00	25.00	HDS1	R
2525820	25.250	28.000	.875	HDS1	R	2598932	26.000	27.625	1.000	HDSB1	RL
2525844	25.250	28.125	1.500	HDS1	R	2600017	26.000	27.000	.500	HS7	R
2525890	25.250	28.250	1.000	HDS1	R	2600330	26.000	27.625	.750	HDS1	R
2525893	25.250	28.250	1.000	HDS2	D	2600332	26.000	27.625	.750	HDS2	R
2525903	25.500	28.250	1.500	HDS1	R	2600334	26.000	27.625	.750	HDS2	V
2537583	25.375	27.375	1.000	HDS1	V	2600339	26.000	27.625	.750	HDS3	D
2537900	25.375	28.500	1.500	HDS1	R		W/4 EA .500 ADJ. LUGS				
□ 2547541	647.00	700.00	25.00	HDS7	H	2600344	26.000	27.620	.750	HDS2	V
2550250	25.500	27.000	.750	HDS1	R	2600347	26.000	27.730	.730	HS7	R
2550258	25.500	27.000	.750	HS8	R	2600550	26.000	28.000	.813	HDS1	R
2550540	25.500	27.500	.750	HDS1	R	2600557	26.000	28.000	.813	HS7	R
2550549	25.500	27.500	.750	HDS3	D	2600560	26.000	28.000	.875	HDS1	R
	W/4 EA .500 ADJ. LUGS					2600562	26.000	28.000	.875	HDS1	R
2550557	25.500	27.500	.813	HS7	R		W/4 EA .250 LUGS				
2550560	25.500	27.500	.875	HDS1	R	2600563	26.000	28.000	.875	HDS2	R
2550561	25.500	27.500	.875	HDS1	R	2600564	26.000	28.000	.875	HDS1	V
	W/4 EA .125 LUGS					2600580	26.000	28.000	1.000	HDS1	R
2550564	25.500	27.500	.875	HDS2	D	2600587	26.000	28.000	1.000	HS7	R
	W/4 EA .250 LUGS					2600630	26.000	28.125	1.000	HDS1	R
2550565	25.500	27.500	.875	HDS2	R	2600648	26.000	28.125	.916	HS8	R
2550580	25.500	27.500	1.000	HDS1	R	2600680	26.000	28.250	1.000	HDS1	R
2550584	25.500	27.500	1.000	HDS1	R	2600760	26.000	28.500	.875	HDS1	R
	W/4 EA .250 LUGS					2600761	26.000	28.500	.875	HDS1	R
2550585	25.500	27.500	1.000	HDS2	R		W/4 EA .125 LUGS				
2550587	25.500	27.500	1.000	HS7	R	2600770	26.000	28.500	.938	HDS1	R
2550588	25.500	27.500	1.000	HS8	V	2600780	26.000	28.500	1.000	HDS1	R
2550792	25.500	28.000	1.250	HDS1	R	2600903	26.000	29.000	1.500	HDS1	R
2550900	25.500	28.500	1.125	HDS1	R	2600953	26.000	28.000	.875	HDSA3	D
2550912	25.500	28.500	1.250	HSDS2	RR		W/4 EA .500 ADJ. LUGS				
2553257	25.531	27.031	.750	HS7	R	2612563	26.125	28.125	.875	HDS1	V
2559017	25.590	26.590	.500	HS7	R	2612564	26.125	28.125	.875	HDS2	V
2559257	25.590	27.090	.750	HS7	R	2613250	26.125	27.625	.750	HDS1	R
□ 2559488	650.00	700.00	20.00	HS8	R	2613480	26.125	28.000	.875	HDS1	R
□ 2559502	650.00	700.00	22.00	HDS2	D	2613550	26.125	28.125	.813	HDS1	R
□ 2559504	650.00	700.00	22.00	HDS2	V	2613551	26.125	28.125	.813	HDS1	R
2559567	25.591	27.591	.875	HS7	R		W/6 EA .063 LUGS				
□ 2559702	650.00	710.00	25.00	HDS2	R	2613557	26.125	28.125	.813	HS7	R
2562630	25.625	27.750	1.000	HDSA1	RL	2613560	26.125	28.125	.875	HDS1	R
2563017	25.625	26.625	.500	HS7	R	2613562	26.125	28.125	.875	HDS2	R

*Contact manufacturer for availability
Bold numbers are preferred designs

□ Metric numbers

† Includes Bore-Tite on O.D.
 ▲ WasteWatcher numbers

Numerical — complete index

Stock no.	Shaft	Bore	Width of seal	Type and style	Lip code	Stock no.	Shaft	Bore	Width of seal	Type and style	Lip code
2613620	26.125	28.250	.875	HDS1	R	2700218	27.000	28.500	.625	HS8	R
2613622	26.125	28.250	.875	HDS2	R	2700237	27.000	28.500	.625	HS7	R
2619540	26.188	28.188	.750	HDS1	R	2700540	27.000	29.000	.750	HDS1	R
2625557	26.250	28.250	.813	HS7	R	2700542	27.000	29.000	.750	HDS2	R
2625780	26.250	28.750	1.000	HDS1	R	2700549	27.000	29.000	.750	HDS3	D
2637118	26.375	27.627	.625	HS8	R	W/4 EA .500 ADJ. LUGS					
<input type="checkbox"/> 2637218	670.00	710.00	20.00	HDS1	R	2700555	27.000	29.000	.813	HS5	R
	W/4 EA 4.77MM		LUGS								
<input type="checkbox"/> 2637250	670.00	710.00	20.00	HDS1	R	2700557	27.000	29.000	.813	HS7	R
<input type="checkbox"/> 2637413	670.00	714.00	20.00	HDS3	D	2700558	27.000	29.000	.813	HS8	R
	W/6 EA 12.70MM ADJ. LUGS										
2637510	26.375	28.375	1.000	HDS1	R	2700559	27.000	29.000	.813	HS8	D
	W/4 EA .125		LUGS								
2637558	26.378	28.378	.812	HS8	R	2700560	27.000	29.000	.875	HDS1	R
	W/HOOK & EYE SPRING CONNECTOR										
<input type="checkbox"/> 2637740	670.00	734.00	22.00	HDS1	R	2700564	27.000	29.000	.875	HDS2	R
	W/6 EA 12.70MM ADJ. LUGS										
2637942	26.375	28.250	.875	HDSA2	RL	2700568	27.000	29.000	.866	HDS1	R
2638250	26.375	27.875	.750	HDS1	R	W/4 EA 9.50MM LUGS					
2638350	26.375	28.188	.750	HDS1	R	2700574	27.000	29.000	.875	HDS2	V
2638351	26.375	28.188	.750	HDS1	R	2700580	27.000	29.000	1.000	HDS1	R
	W/4 EA .125		LUGS								
2638480	26.375	28.250	.875	HDS1	R	2700583	27.000	29.000	1.000	HDS1	V
2638482	26.375	28.250	.875	HDS2	R	2700584	27.000	29.000	1.000	HDS2	R
2638557	26.375	28.375	.813	HS7	R	W/4 EA .250 LUGS					
2638580	26.375	28.375	1.000	HDS1	R	2700780	27.000	29.500	1.000	HDS1	R
2650240	26.500	28.000	.750	HDS7	R	2700783	27.000	29.500	1.000	HDS1	R
2650241	26.500	28.000	.750	HDS7	R	W/4 EA .250 LUGS					
	W/4 EA .125		LUGS								
2650250	26.500	28.000	.750	HDS1	R	2700790	27.000	29.500	1.250	HDS1	R
2650253	26.500	28.000	.750	HDS2	D	2700792	27.000	29.500	1.250	HDS1	R
2650254	26.500	28.000	.750	HDS1	V	W/4 EA .125 LUGS					
2650257	26.500	28.000	.750	HS7	R	2700800	27.000	29.625	1.000	HDS1	R
2650258	26.500	28.000	.750	HS8	R	2700844	27.000	29.813	1.500	HDS1	R
2650259	26.500	28.000	.750	HDS3	D	2700870	27.000	30.000	.875	HDS1	R
	W/4 EA .500 ADJ. LUGS										
2650283	26.500	28.000	.750	HDS2	V	2700900	27.000	30.000	1.125	HDS1	R
2650290	26.500	28.000	1.000	HDS1	R	2700901	27.000	30.000	1.125	HDS1	R
2650295	26.500	28.000	1.000	HDS1	R	W/6 EA .500 LUGS					
	W/4 EA .250		LUGS								
2650512	26.500	28.500	.875	HDS2	R	2700902	27.000	30.000	1.500	HDS1	R
2650557	26.500	28.500	.813	HS7	R	2700903	27.000	30.000	1.500	HDS1	R
2650560	26.500	28.500	.875	HDS1	R	W/6 EA .125 LUGS					
2650660	26.500	28.750	.875	HDS1	R	2700953	27.000	29.000	1.875	HDSE2	DD
2650900	26.500	29.500	1.125	HDS1	R	2700990	27.000	30.000	1.625	HDSB1	RL
2650902	26.500	29.500	1.500	HDS1	R	2713480	27.125	29.000	.875	HDS1	R
2650920	26.500	28.000	1.000	HDSB1	RL	2713630	27.125	29.250	1.000	HDS1	R
<input type="checkbox"/> 2661790	676.00	740.00	22.00	HDS1	R	<input type="checkbox"/> 2716210	690.00	730.00	20.00	HDS1	R
	W/6 EA 12.70MM ADJ. LUGS										
2662558	26.625	28.625	.813	HS8	R	<input type="checkbox"/> 2716288	690.00	730.00	20.00	HS8	R
2669557	26.688	28.688	.813	HS7	R	2719600	27.188	29.250	.875	HDS1	R
2675557	26.750	28.750	.813	HS7	R	2719700	27.188	29.500	.875	HDS1	R
2677017	26.771	27.771	.500	HS7	R	2725550	27.250	29.250	.813	HDS1	R
<input type="checkbox"/> 2677542	680.00	730.00	20.00	HDS2	R	2725552	27.250	29.250	.813	HDS1	R
<input type="checkbox"/> 2677570	680.00	730.00	25.00	HDS1	V	W/6 EA .125 LUGS					
<input type="checkbox"/> 2677572	680.00	730.00	25.00	HDS2	V	2725553	27.250	29.250	.813	HDS2	R
	W/6 EA 12.70MM ADJ. LUGS										
<input type="checkbox"/> 2677577	680.00	730.00	20.00	HDS1	V	2725554	27.250	29.250	.813	HDS2	R
<input type="checkbox"/> 2677702	680.00	740.00	30.00	HDS2	R	W/6 EA .125 LUGS					
	26.781		28.781		.813		HS7				
	26.813		29.000		.750		HDS2				
	26.815		28.815		.813		HS7				
	26.875		28.875		.813		HS7				
	26.938		29.000		.750		HDS2				
<input type="checkbox"/> 2696192	685.00	720.00	20.00	HDS2	R	W/6 EA .250 LUGS					

Numerical — complete index

Stock no.	Shaft	Bore	Width of seal	Type and style	Lip code	Stock no.	Shaft	Bore	Width of seal	Type and style	Lip code
2750564	27.500	29.500	.875	HDS2	R	2800562	28.000	30.000	.875	HDS1	R
2750565	27.500	29.500	.875	HDS2	R		W/4 EA .125 LUGS				
						2800563	28.000	30.000	.875	HDS1	R
2750569	27.500	29.500	.875	HDS3	D		W/6 EA .125 LUGS				
						2800564	28.000	30.000	.875	HDS2	D
2750574	27.500	29.500	.875	HDS2	V		W/4 EA .125 LUGS				
2750580	27.500	29.500	1.000	HDS1	R	2800565	28.000	30.000	.875	HDS2	R
2750760	27.500	30.000	.875	HDS1	R	2800566	28.000	30.000	.875	HDS2	R
2750900	27.500	30.688	.813	HDS1	R		W/4 EA .125 LUGS				
□ 2755250	700.00	740.00	20.00	HDS1	R	2800567	28.000	30.000	.875	HDS1	V
□ 2755285	700.00	740.00	20.00	HS5	D	2800573	28.000	30.000	.875	HDS1	V
□ 2755490	700.00	750.00	20.00	HDS1	R	2800585	28.000	30.000	.875	HDS2	R
□ 2755491	700.00	750.00	20.00	HDS1	R		W/6 EA .250 LUGS				
						2800700	28.000	30.250	1.250	HDS1	R
2755502	27.500	29.520	.984	HDS2	R	2800702	28.000	30.250	1.250	HDS2	R
□ 2755508	700.00	750.00	20.00	HS8	R	2800752	28.000	30.500	1.000	HDS2	D
□ 2755700	700.00	760.00	25.00	HDS1	R	2800760	28.000	30.500	.875	HDS1	R
2755962	27.559	29.750	1.370	HDSA2	RL	2800762	28.000	30.500	.875	HDS1	R
2763250	27.625	29.125	.750	HDS1	R		W/6 EA .250 LUGS				
2763470	27.625	29.500	.750	HDS1	R	2800764	28.000	30.500	.875	HDS2	R
2763540	27.625	29.625	.750	HDS1	R	2800766	28.000	30.500	.875	HDS2	R
2763543	27.625	29.625	.750	HDS1	R		W/6 EA .250 LUGS				
						2800769	28.000	30.500	.875	HDS3	D
							W/6 EA .500 ADJ. LUGS				
2763730	27.625	30.000	1.000	HDS1	R	2800780	28.000	30.500	1.000	HDS1	R
2769622	27.688	29.812	.875	HDS2	R	2800782	28.000	30.500	1.000	HDS2	R
2769915	27.688	29.812	1.250	HDSE2	RR	2800800	28.000	30.535	.875	HDS1	R
2775562	27.750	29.812	.875	HDS2	R	2800802	28.000	30.535	.875	HDS2	R
2781562	27.812	29.812	.875	HDS2	R	2800870	28.000	31.000	.875	HDS1	R
2788500	27.875	29.812	.875	HDS1	R	2800872	28.000	31.000	.875	HDS2	R
2788502	27.875	29.812	.875	HDS2	R	2800900	28.000	31.000	1.125	HDS1	R
2788510	27.875	29.815	.875	HDS1	R	2800902	28.000	31.000	1.500	HDS1	R
2788512	27.875	29.815	.875	HDS2	D	2800920	28.000	29.500	.875	HDS1	RL
2788557	27.875	29.875	.813	HS7	R	2800972	28.000	30.500	1.000	HDSA2	D
2788600	27.875	29.815	.875	HDS7	R	2800998	28.000	31.000	1.250	HDS2	DD
2788630	27.875	30.000	1.000	HDS1	R	2803998	28.038	31.038	1.000	HDS2	VL
□ 2793700	710.00	770.00	25.00	HDS1	R	2813058	28.125	29.250	.500	HS8	R
						2813100	28.125	29.250	.625	HDS1	R
□ 2795482	710.00	760.00	22.20	†HDS2	D	2813102	28.125	29.250	.625	HDS2	R
						2825557	28.250	30.250	.813	HS7	R
□ 2795502	710.00	760.00	25.00	HDS2	D	□ 2834500	720.00	770.00	25.00	HDS2	R
□ 2795507	710.00	760.00	20.00	HDS1	V	□ 2834578	720.00	771.10	21.00	HS8	D
□ 2795512	710.00	760.00	25.00	HDS2	D		W/4 EA 4.80MM LUGS				
						2844800	28.438	31.000	1.125	HDS1	R
□ 2795542	710.00	760.00	20.00	HDS2	R	2844801	28.438	31.000	1.188	HDS1	R
□ 2795544	710.00	760.00	20.00	HDS2	V	2850017	28.500	29.500	.500	HS7	R
2795557	27.953	29.953	.813	HS7	R	2850211	28.500	30.500	.875	HDS7	H
2800217	28.000	29.500	.750	HDS1	V	2850386	28.500	30.218	.750	HS6	R
2800240	28.000	29.500	.750	HDS7	R	2850520	28.500	30.500	.625	HDS1	R
2800241	28.000	29.500	.750	HDS7	R	2850527	28.500	30.500	.625	HS7	R
						2850528	28.500	30.500	.625	HS8	R
						2850529	28.500	30.500	.625	HDS3	D
							W/6 EA .500 ADJ. LUGS				
2800250	28.000	29.500	.750	HDS1	R	2850540	28.500	30.500	.750	HDS1	R
2800255	28.000	29.500	.750	HDS1	R	2850542	28.500	30.500	.750	HDS2	R
						2850543	28.500	30.500	.750	HDS2	V
						2850557	28.500	30.500	.813	HS7	R
2800257	28.000	29.500	.750	HS7	R	2850560	28.500	30.500	.875	HDS1	R
2800272	28.000	29.500	.875	HDS2	R	2850562	28.500	30.500	.875	HDS1	R
2800330	28.000	29.625	.750	HDS1	R		W/4 EA .250 LUGS				
2800331	28.000	29.625	.750	HDS2	R	2850563	28.500	30.500	.875	HDS2	D
2800332	28.000	29.625	.750	HDS1	R	2850564	28.500	30.500	.875	HDS1	V
							W/6 EA .250 LUGS				
						2850565	28.500	30.500	.875	HDS2	R
2800425	28.000	29.812	.750	HDS1	R	2850580	28.500	30.500	1.000	HDS1	R
						2850760	28.500	31.000	.875	HDS1	R
2800551	28.000	30.000	.813	HS8	D						
2800557	28.000	30.000	.813	HS7	R						
2800558	28.000	30.000	.813	HS8	R						
2800560	28.000	30.000	.875	HDS1	R						

★ Contact manufacturer for availability
Bold numbers are preferred designs

□ Metric numbers

† Includes Bore-Tite on O.D.
▲ WasteWatcher numbers

Numerical — complete index

Stock no.	Shaft	Bore	Width of seal	Type and style	Lip code	Stock no.	Shaft	Bore	Width of seal	Type and style	Lip code
2850765	28.500	31.000	.875	HDS1	R	2950557	29.500	31.500	.813	HS7	R
	W/6 EA .250 LUGS					2950560	29.500	31.500	.875	HDS1	R
2850780	28.500	31.000	1.000	HDS1	R	2950564	29.500	31.500	.875	HDS2	D
2850832	28.500	31.250	1.000	HDS2	R	2950565	29.500	31.500	.875	HDS2	R
2850903	28.500	31.500	1.500	HDS1	R		W/4 EA .500 ADJ. LUGS				
2875557	28.750	30.750	.813	HS7	R	2950580	29.500	31.500	.875	HDS1	R
2875560	28.750	30.750	.875	HDS1	R		W/4 EA .500 ADJ. LUGS				
2875561	28.750	30.750	.875	HDS1	R	2950758	29.500	32.000	1.250	HDS1	RR
	W/4 EA .125 LUGS						OUTER LIP IS SPRINGLESS				
2875562	28.750	30.750	.875	HDS2	R	2950760	29.500	32.000	.875	HDS1	R
2875563	28.750	30.750	.875	HDS1	R	2950762	29.500	32.000	.875	HDS1	R
	W/8 EA .250 LUGS						W/8 EA .250 LUGS				
2875567	28.750	30.750	.875	HDS1	V	2950765	29.500	32.000	.875	HDS2	R
2888557	28.875	30.875	.813	HS7	R	2950769	29.500	32.000	.875	HDS3	D
2900218	29.000	30.500	.750	HS8	R		W/4 EA .500 ADJ. LUGS				
2900250	29.000	30.500	.750	HDS1	R	2950770	29.500	32.000	.938	HDS1	R
2900257	29.000	30.500	.750	HS7	R	2950772	29.500	32.000	.938	HDS2	R
2900270	29.000	30.500	.875	HDSA1	RL	2950780	29.500	32.000	1.000	HDS1	R
2900557	29.000	31.000	.813	HS7	R	2950783	29.500	32.000	1.000	HDS2	R
2900560	29.000	31.000	.875	HDS1	R	2950830	29.500	32.250	1.000	HDS1	R
2900561	29.000	31.000	.875	HDS1	R	2950835	29.500	32.250	1.000	HDS2	R
	W/4 EA .125 LUGS					2950836	29.500	32.250	1.000	HDS2	D
2900562	29.000	31.000	.875	HDS1	R	2950841	29.500	32.250	1.375	HDS1	R
	W/4 EA .250 LUGS					2950850	29.500	32.250	1.250	HDS1	R
2900563	29.000	31.000	.875	HDS2	R	2950870	29.500	32.500	.875	HDS1	R
2900564	29.000	31.000	.875	HDS2	R	2950880	29.500	32.500	.938	HDS1	R
	W/4 EA .125 LUGS					2950882	29.500	32.500	.938	HDS2	R
2900565	29.000	31.000	.875	HDS2	R	2950903	29.500	32.500	1.500	HDS1	R
	W/4 EA .250 LUGS					□2952287	750.00	790.00	23.00	HDS1	V
2900569	29.000	31.000	.875	HDS3	D	□ 2952502	750.00	800.00	25.00	HDS2	R
	W/6 EA .500 ADJ. LUGS					2952585	29.528	32.047	.984	HDS1	R
2900580	29.000	31.000	1.000	HDS1	R	□2952700	750.00	810.00	25.00	HDS1	R
2900590	29.000	31.000	1.125	HDS1	R	2953017	29.527	30.527	.500	HS7	R
2900760	29.000	31.500	.875	HDS1	R	□2953100	750.00	780.00	18.00	HDS1	R
2900870	29.000	32.000	.875	HDS1	R	□2953740	750.00	814.00	25.00	HDS1	R
2900872	29.000	32.000	.875	HDS1	R		W/6 EA 12.70MM ADJ. LUGS				
	W/4 EA .125 LUGS					2956557	29.563	31.563	.813	HS7	R
2900903	29.000	32.000	1.500	HDS1	R	2962258	29.625	31.125	.770	HS8	R
2900954	29.000	31.000	1.750	HDS1	RR	2963557	29.625	31.625	.813	HS7	R
2900960	29.000	31.500	.875	HDSA1	RL	2963580	29.625	31.625	1.000	HDS1	R
□2901636	737.00	790.00	15.88	HS6	R	2963680	29.625	32.000	1.000	HDS1	R
□2913220	740.00	780.00	16.50	HDS1	R	2963844	29.625	32.500	1.500	HDS1	R
□2913225	740.00	780.00	16.50	HDS1	R	2963904	29.625	32.750	1.500	HDS1	R
	W/6 EA 3.20MM LUGS					2969557	29.688	31.688	.813	HS7	R
□2913240	740.00	780.00	16.50	HDS1	V	2975258	29.750	31.250	.770	HS8	R
□2913276	740.00	780.00	16.50	HDS1	V	2975558	29.750	31.750	.813	HS8	R
	W/6 EA 3.20MM LUGS					2988557	29.875	31.875	.813	HS7	R
□ 2913488	740.00	790.00	15.88	HS8	R	□ 2992268	760.00	800.00	20.60	HS8	R
□ 2913505	740.00	790.00	25.00	HDS2	R	□2992283	760.00	800.00	20.00	HDS1	V
	W/4 EA .125 LUGS					□2992286	760.00	800.00	20.00	HDS3	V
□ 2913508	740.00	790.00	25.00	HS8	R		W/6 EA 12.70MM ADJ. LUGS				
2913550	29.125	31.125	.813	HDS1	R	□ 2992498	760.00	810.00	20.60	HS8	R
2913844	29.125	32.000	1.500	HDS1	R	□2992500	760.00	810.00	25.00	HDS1	R
2913903	29.125	32.125	1.500	HDS1	R	□2992510	760.00	810.00	25.00	HDS7	R
2913904	29.125	32.250	1.500	HDS1	R	□2992570	760.00	810.00	25.00	HDS1	R
2925017	29.250	30.250	.500	HS7	R		W/6 EA 4.77MM LUGS				
2925557	29.250	31.250	.813	HS7	R	□ 2992698	760.00	820.00	17.50	HS8	R
2950258	29.500	31.000	.750	HS8	R	□2992700	760.00	820.00	25.00	HDS1	R
2950348	29.500	31.219	.734	HS8	R		W/6 EA 12.70MM ADJ. LUGS				
2950438	29.500	31.219	.734	HS8	D	□2992770	760.00	824.00	22.00	HDS1	R
	W/HOOK & EYE SPRING CONNECTOR						W/6 EA 12.70MM ADJ. LUGS				
2950540	29.500	31.500	.750	HDS1	R	2999332	29.990	31.613	.750	HDS2	R
2950549	29.500	31.500	.750	HDS3	D	3000017	30.000	31.000	.500	HS7	R
	W/4 EA .500 ADJ. LUGS					3000111	30.000	31.250	.625	HDS2	R
2950552	29.500	31.500	.875	HDS2	V	3000118	30.000	31.250	.625	HS8	R

Numerical — complete index

Stock no.	Shaft	Bore	Width of seal	Type and style	Lip code	Stock no.	Shaft	Bore	Width of seal	Type and style	Lip code
3000250	30.000	31.500	.750	HDS1	R	3031846	30.313	33.277	1.500	HDS1	R
3000251	30.000	31.500	.750	HDS1	R	□3032840	770.00	845.00	27.79	HDS1	R
	W/6 EA .125 LUGS					3038550	30.375	32.375	.813	HDS1	R
3000253	30.000	31.500	.750	HDS1	V	3038557	30.375	32.375	.813	HS7	R
3000257	30.000	31.500	.750	HS7	R	3050511	30.500	32.500	.875	HDS7	H
3000280	30.000	31.616	.750	HDS1	R	3050540	30.500	32.500	.750	HDS1	R
3000300	30.000	31.600	.775	HDS1	R	3050542	30.500	32.500	.750	HDS2	R
3000302	30.000	31.606	.750	HDS1	R	3050544	30.500	32.500	.750	HDS2	V
3000303	30.000	31.606	.750	HDS2	R	3050546	30.500	32.500	.750	HDS2	V
3000312	30.000	31.625	.625	HDS2	R	W/8 EA .250 LUGS					
3000313	30.000	31.625	.625	HDS2	D	3050549	30.500	32.500	.750	HDS3	D
3000330	30.000	31.625	.750	HDS1	R	W/6 EA .500 ADJ. LUGS					
3000340	30.000	31.630	.750	HDS1	R	3050557	30.500	32.500	.813	HS7	R
3000350	30.000	31.655	.750	HDS1	R	3050560	30.500	32.500	.875	HDS1	R
3000518	30.000	32.000	1.000	HS8	R	3050561	30.500	32.500	.875	HDS1	R
3000519	30.000	32.000	1.000	HS8	H	W/6 EA .063 LUGS					
3000550	30.000	32.000	.813	HDS1	R	3050562	30.500	32.500	.875	HDS1	R
3000552	30.000	32.000	.813	HDS1	R	W/8 EA .125 LUGS					
	W/6 EA .125 LUGS					3050563	30.500	32.500	.875	HDS1	R
3000553	30.000	32.000	.813	HDS1	D	W/8 EA .250 LUGS					
3000555	30.000	32.000	.813	HDS2	D	3050565	30.500	32.500	.875	HDS2	R
3000556	30.000	32.000	.813	HS8	R	3050582	30.500	32.500	1.000	HDS2	R
3000557	30.000	32.000	.813	HS7	R	3050680	30.500	32.750	1.000	HDS1	R
3000558	30.000	32.000	.813	HS8	D	3050780	30.500	33.000	1.000	HDS1	R
3000559	30.000	32.000	.813	HDS3	D	3050785	30.500	33.000	1.000	HDS2	R
	W/6 EA .500 ADJ. LUGS					3050790	30.500	33.032	1.000	HDS2	R
3000560	30.000	32.000	.875	HDS1	R	3050791	30.500	33.000	.750	HDS1	R
3000562	30.000	32.000	.875	HDS1	D	3050793	30.500	33.000	.750	HDS2	R
3000577	30.000	32.000	.916	HS7	R	3050799	30.500	33.000	.750	HDS3	D
3000578	30.000	32.000	1.000	HS8	D	W/6 EA .500 ADJ. LUGS					
3000580	30.000	32.000	1.000	HDS1	R	3050840	30.500	33.492	1.000	HDS1	R
3000588	30.000	32.000	1.000	HS8	R	3050870	30.500	33.500	.875	HDS1	R
3000690	30.000	32.250	1.125	HDS1	R	3050872	30.500	33.500	.875	HDS2	R
3000700	30.000	32.250	1.156	HDS1	R	3050890	30.500	33.500	1.000	HDS1	R
3000702	30.000	32.250	1.156	HDS2	R	3050892	30.500	33.500	1.000	HDS2	R
3000760	30.000	32.500	.875	HDS1	R	3050903	30.500	33.500	1.500	HDS1	R
3000761	30.000	32.500	.875	HDS1	V	3056557	30.563	32.563	.813	HS7	R
3000780	30.000	32.500	1.000	HDS1	R	3061715	30.615	33.268	1.094	HDS2	R
3000820	30.000	32.750	.875	HDS1	R	3061721	30.615	33.268	1.094	HDS7	R
3000834	30.000	32.750	1.500	HDS1	R	3063257	30.625	32.125	.750	HS7	R
3000870	30.000	33.000	.875	HDS1	R	□3070247	780.00	820.00	19.05	HDS1	V
3000900	30.000	33.000	1.125	HDS1	R	□ 3070248	780.00	820.00	18.00	HS8	R
3000995	30.000	33.000	1.750	HDSB1	RL	□ 3070252	780.00	820.00	19.05	HDS2	R
3013017	30.125	31.125	.500	HS7	R	□ 3070565	780.00	830.00	22.00	HS5	R
3025540	30.250	32.250	.750	HDS1	R	3075017	30.750	31.750	.500	HS7	R
3025542	30.250	32.250	.750	HDS2	V	3075510	30.750	32.742	.875	HDS1	R
3025561	30.250	32.250	.875	HDS1	R	3075513	30.750	32.742	.875	HDS1	R
	W/4 EA .125 LUGS					W/4 EA .375 LUGS					
3025660	30.250	32.500	.875	HDS1	R	3090017	30.900	31.900	.500	HS7	R
3025661	30.250	32.500	.875	HDS1	R	3100017	31.000	32.000	.500	HS7	R
	W/4 EA .125 LUGS					3100018	31.000	32.000	.500	HS8	R
3025782	30.250	32.750	1.000	HDS2	V	W/HOOK & EYE SPRING CONNECTOR					
3031257	30.313	31.813	.750	HS7	R	3100250	31.000	32.500	.750	HDS1	R
□3031280	770.00	810.00	20.00	HDS1	V	3100255	31.000	32.500	.750	HDS1	D
3031590	30.310	32.314	1.000	HDS1	R	3100257	31.000	32.500	.750	HS7	R
3031600	30.313	32.375	.875	HDS1	R	3100290	31.000	32.500	1.000	HDS1	R
3031640	30.313	32.500	.875	HDS1	R	3100550	31.000	33.000	.813	HDS1	R
3031650	30.313	32.500	1.000	HDS1	R	3100551	31.000	33.000	.813	HDS1	R
3031740	30.313	32.750	1.000	HDS1	R	W/4 EA .063 LUGS					
□ 3031762	770.00	834.00	25.00	HDS2	R	3100552	31.000	33.000	.813	HDS1	R
3031800	30.313	33.000	1.000	HDS1	R	W/6 EA .125 LUGS					
3031830	30.313	33.250	1.500	HDS1	R	3100557	31.000	33.000	.813	HS7	R
3031840	30.313	33.260	.906	HDS1	R	3100560	31.000	33.000	.875	HDS1	R
3031845	30.313	33.260	.906	HDS1	R	3100561	31.000	33.000	.875	HDS1	R
	W/8 EA .563 LUGS					W/4 EA .125 LUGS					

★Contact manufacturer for availability
Bold numbers are preferred designs

□ Metric numbers

† Includes Bore-Tite on O.D.
 ▲ WasteWatcher numbers

Numerical — complete index

Stock no.	Shaft	Bore	Width of seal	Type and style	Lip code	Stock no.	Shaft	Bore	Width of seal	Type and style	Lip code
3100562	31.000	33.000	.875	HDS2	D	3200562	32.000	34.000	.875	HDS2	D
3100563	31.000	33.000	.875	HDS2	R	3200563	32.000	34.000	.875	HDS2	R
3100567	31.000	33.000	.875	HS7	R	3200564	32.000	34.000	.875	HDS1	R
3100757	31.000	33.500	.875	HDS1	V		W/8 EA .250 LUGS				
3100760	31.000	33.500	.875	HDS1	R	3200569	32.000	34.000	.875	HDS3	D
3100778	31.000	33.500	.875	HDS1	R		W/6 EA .500 ADJ. LUGS				
		W/8 EA .125 LUGS				3200580	32.000	34.000	1.000	HDS1	R
3100840	31.000	34.000	.813	HDS1	R	3200680	32.000	34.250	1.000	HDS1	R
3100849	31.000	34.000	.813	HDS3	D	3200760	32.000	34.500	.875	HDS1	R
		W/6 EA .500 ADJ. LUGS				3200782	32.000	34.500	1.000	HDS1	R
3100870	31.000	34.000	.875	HDS1	R		W/6 EA .063 LUGS				
3100872	31.000	34.000	.875	HDS2	R	3200790	32.000	34.500	1.250	HDS1	R
3100890	31.000	34.000	1.000	HDS1	R	3200954	32.000	34.000	.875	HDSA2	V
3100895	31.000	34.000	1.000	HDS2	R	3212563	32.125	34.125	.875	HDS1	V
3100951	31.000	33.000	.875	HDSA1	RL	3213237	32.125	33.625	.625	HS7	R
3100952	31.000	33.000	.875	HDSA2	RL	3213557	32.125	34.125	.813	HS7	R
3100992	31.000	34.000	1.250	HDS2	RR	3213560	32.125	34.125	.875	HDS1	R
□3110340	790.00	834.00	25.00	HDS1	R	3213562	32.125	34.125	.875	HDS2	D
□3110780	790.00	850.00	25.00	HDS1	V	3213564	32.125	34.125	.875	HDS2	R
□3110784	790.00	850.00	25.00	HDS2	V		W/6 EA .250 LUGS				
□3110786	790.00	850.00	25.00	HDS2	V	3213569	32.125	34.125	.875	HDS3	D
		W/6 EA 12.70MM ADJ. LUGS					W/6 EA .500 ADJ. LUGS				
□3110978	790.00	850.00	25.00	HDSA1	RL	3213620	32.125	34.250	.875	HDS1	R
3125250	31.250	32.750	.750	HDS1	R	3213710	32.125	34.500	.875	HDS1	R
3125252	31.250	32.750	.750	HDS2	R	3213740	32.125	34.625	.750	HDS1	R
3125290	31.250	32.750	1.000	HDS1	R	3213742	32.125	34.625	.750	HDS1	R
3125540	31.250	33.250	.750	HDS1	R		W/6 EA .313 LUGS				
3125543	31.250	33.250	.750	HDS1	R	3213760	32.125	34.625	.875	HDS1	R
		W/6 EA .125 LUGS				3219557	32.188	34.188	.813	HS7	R
3125544	31.250	33.250	.750	HDS2	R	3225512	32.250	34.250	1.000	HDS2	R
		W/4 EA .250 LUGS				3225557	32.250	34.250	.813	HS7	R
3125548	31.250	33.250	.750	HDS2	D	3231600	32.125	34.375	.875	HDS1	R
3134558	31.340	33.340	.813	HS8	R	3231622	32.313	34.500	.875	HDS2	H
□3149465	800.00	850.00	20.00	HDS1	R	3231640	32.313	34.500	.875	HDS1	R
		W/6 EACH 1.57MM LUGS				3231642	32.313	34.500	.875	HDS2	R
3149470	31.496	33.465	.984	HDS7	R	3231648	32.313	34.500	.906	HS8	R
□3149500	800.00	860.00	25.00	HDS1	R		W/HOOK & EYE SPRING CONNECTOR				
		W/6 EA 12.70MM ADJ. LUGS				3231800	32.125	35.000	.875	HDS1	R
3149798	31.491	34.020	.980	HDS2	D	3231840	32.125	35.125	.875	HDS1	R
3150017	31.500	32.500	.500	HS7	R	3231844	32.125	35.125	1.500	HDS1	R
3150210	31.500	33.000	.750	HDS1	R	3237518	32.375	34.375	1.000	HS8	R
3150557	31.500	33.500	.813	HS7	R	3237519	32.375	34.375	1.000	HS8	H
□3150578	800.00	850.00	25.40	HS8	R	3238117	32.375	33.625	.625	HS7	R
3150875	31.500	34.500	.875	HDS1	R	3238790	32.375	34.875	1.250	HDS1	R
		W/4 EA .250 LUGS				□3248192	825.00	860.00	20.00	HDS2	R
3162580	31.625	33.625	1.000	HDS1	R	3250117	32.500	33.625	.563	HS7	R
3175557	31.750	33.750	.813	HS7	R	3250365	32.500	34.250	.625	HDS2	R
3175560	31.750	33.750	.875	HDS1	R	3250410	32.500	34.250	.875	HDS1	R
3175562	31.750	33.750	.875	HDS2	R	3250440	32.500	34.250	1.250	HDS1	R
3175565	31.750	33.750	.875	HDS1	R	3250550	32.500	34.500	.813	HDS1	R
		W/4 EA .125 LUGS				3250557	32.500	34.500	.813	HS7	R
3175569	31.750	33.750	.875	HDS3	D	3250560	32.500	34.500	.875	HDS1	R
		W/6 EA .500 ADJ. LUGS				3250561	32.500	34.500	.875	HDS1	R
3175900	31.750	35.250	.875	HDS1	R		W/6 EA .063 LUGS				
□3189280	810.00	850.00	20.00	HDS1	V	3250562	32.500	34.500	.875	HDS1	R
□3189502	810.00	860.00	25.00	HDS2	R		W/4 EA .125 LUGS				
□3189557	810.00	860.00	20.65	HS7	R	3250566	32.500	34.500	.875	HDS2	R
3190558	31.900	33.900	.813	HS8	D	3250567	32.500	34.500	.875	HDS2	R
3200239	32.000	33.500	.750	HS8	D		W/4 EA .250 LUGS				
		W/THREADED SPRING CONNECTOR				3250569	32.500	34.500	.875	HDS3	D
3200540	32.000	34.000	.750	HDS1	R		W/6 EA .500 ADJ. LUGS				
3200541	32.000	34.000	.750	HDS1	V	3250570	32.500	34.500	.938	HDS1	R
3200550	32.000	34.000	.813	HDS1	R	3250574	32.500	34.500	.938	HDS2	R
3200557	32.000	34.000	.813	HS7	R	3250577	32.500	34.500	.916	HS7	R
3200560	32.000	34.000	.875	HDS1	R	3250588	32.500	34.500	1.000	HS8	R

Numerical — complete index

Stock no.	Shaft	Bore	Width of seal	Type and style	Lip code	Stock no.	Shaft	Bore	Width of seal	Type and style	Lip code
3250660	32.500	34.750	.875	HDS1	R	3300782	33.000	35.500	1.000	HDS2	V
3269557	32.688	34.688	.813	HS7	R	3300785	33.000	35.500	1.000	HDS2	R
3270542	32.700	34.680	.750	HDS2	R	3300790	33.000	35.500	.750	HDS1	R
3275250	32.750	34.250	.750	HDS1	R	3300792	33.000	35.500	.750	HDS2	R
3275410	32.750	34.500	.875	HDS1	R	3300800	33.000	35.625	.875	HDS1	R
3275420	32.750	34.500	1.000	HDS1	R	3300820	33.000	35.750	.875	HDS1	R
3275557	32.750	34.750	.813	HS7	R	3300852	33.000	36.000	1.000	HDS2	V
3275580	32.750	34.750	1.000	HDS1	R	3300870	33.000	36.000	.875	HDS1	R
3275592	32.750	34.750	1.250	HDS1	R	3300890	33.000	36.000	1.000	HDS1	R
3275680	32.750	35.000	1.000	HDS1	R	3300903	33.000	36.000	1.500	HDS1	R
3275780	32.750	35.250	1.000	HDS1	R	3300920	33.000	34.500	1.250	HDSD1	RR
3275802	32.750	35.375	1.000	HDS1	R	3300921	33.000	34.500	1.250	HDSE1	RR
3275803	32.750	35.375	1.000	HDS1	R	3300951	33.000	35.250	.875	HDSA1	RL
	W/4 EA .063 LUGS					3300958	33.000	35.000	1.000	HDSC2	RL
3275805	32.750	35.375	.938	HDS1	R	3300990	33.000	36.000	1.000	HDSB2	V
	W/4 EA .063 LUGS					LIGHT INTERFERENCE DUST-LIP					
3275806	32.750	35.375	2.000	HDS1	R	□ 3307546	840.00	892.00	18.00	HS6	R
	W/4 EA .063 LUGS					3325588	33.250	35.250	1.000	HS8	R
3275830	32.750	35.500	1.000	HDS1	R	□ 3346700	850.00	910.00	25.00	HDS1	R
3275890	32.750	35.750	1.000	HDS1	R		W/6 EA 12.70MM ADJ. LUGS				
3275903	32.750	35.750	1.500	HDS1	R	□ 3346840	850.00	925.00	27.00	HDS1	R
3295343	32.950	34.688	.750	HDS2	R	□ 3346961	850.00	910.00	50.00	HDSE1	RR
3297300	32.972	34.683	.750	HDS1	R	3347560	33.469	35.469	.875	HDS1	R
3298342	32.980	34.688	.750	HDS2	R	3347850	33.469	36.409	.906	HDS1	R
3300017	33.000	34.000	.500	HS7	R	3347854	33.469	36.409	.906	HDS1	R
3300212	33.000	34.500	.750	HDS2	H		W/8 EA .219 LUGS				
3300222	33.000	34.500	.750	HDS2	D	3347855	33.469	36.409	.906	HDS1	R
3300237	33.000	34.500	.625	HS7	R		W/8 EA .531 LUGS				
3300250	33.000	34.500	.750	HDS1	R	3350557	33.500	35.500	.813	HS7	R
3300260	33.000	34.502	.750	HDS1	R	3350560	33.500	35.500	.875	HDS1	R
3300280	33.000	34.554	.775	HDS1	R	3350561	33.500	35.500	.875	HDS1	R
3300290	33.000	34.609	.750	HDS1	R		W/6 EA .125 LUGS				
3300300	33.000	34.613	.750	HDS1	R	3350562	33.500	35.500	.875	HDS1	R
3300330	33.000	34.625	.750	HDS1	R		W/6 EA .250 LUGS				
3300331	33.000	34.625	.750	HDS2	R	3350588	33.500	35.500	1.000	HS8	R
3300332	33.000	34.688	.750	HDSA2	DL	3350620	33.500	35.625	.875	HDS1	R
3300334	33.000	34.625	.750	HDS2	D	3350630	33.500	35.625	1.000	HDS1	R
3300340	33.000	34.630	.750	HDS1	R	3350660	33.500	35.750	.875	HDS1	R
3300342	33.000	34.630	.750	HDS2	R	3350740	33.500	35.995	.938	HDS1	R
3300345	33.000	34.630	.750	HDS1	D	3350760	33.500	36.000	.875	HDS1	R
3300350	33.000	34.688	.750	HDS1	R	3350762	33.500	36.000	.875	HDS1	R
3300351	33.000	34.688	.750	HDS2	R		W/6 EA .250 LUGS				
3300353	33.000	34.688	.750	HDS2	D	3350765	33.500	36.000	.875	HDS2	R
3300540	33.000	35.000	.750	HDS1	R	3350766	33.500	36.000	.906	HDS1	R
3300547	33.000	35.000	.750	HDS1	V		W/8 EA .188 LUGS				
3300549	33.000	35.000	.750	HDS3	D	3350769	33.500	36.000	.875	HDS3	D
	W/6 EA .500 ADJ. LUGS						W/6 EA .500 ADJ. LUGS				
3300557	33.000	35.000	.813	HS7	R	3350770	33.500	36.000	.938	HDS1	R
3300560	33.000	35.000	.875	HDS1	R	3350790	33.500	36.002	.938	HDS1	R
3300561	33.000	35.000	.875	HDS1	R	3350791	33.500	36.002	.938	HDS1	R
	W/4 EA .125 LUGS						W/6 EA .125 LUGS				
3300562	33.000	35.000	.875	HDS2	R	3350820	33.500	36.250	.875	HDS1	R
	W/4 EA .125 LUGS					3350824	33.500	36.250	.875	HDS1	R
3300565	33.000	35.000	.875	HDS2	R		W/6 EA .063 LUGS				
3300568	33.000	35.000	.875	HDS3	H	3350840	33.500	36.417	.875	HDS1	R
	W/4 EA .500 ADJ. LUGS					3350844	33.500	36.417	1.500	HDS1	R
3300611	33.000	35.125	.770	HDS1	R	3350902	33.500	36.500	1.500	HDS1	R
3300660	33.000	35.250	.875	HDS1	R	3350950	33.500	35.500	1.750	HDSE1	RR
3300760	33.000	35.500	.875	HDS1	R	□ 3357743	853.00	917.00	22.10	HDS3	D
3300765	33.000	35.500	.875	HDS2	R		W/6 EA .500 ADJ. LUGS				
3300769	33.000	35.500	.875	HDS3	D	□ 3358743	853.00	917.00	20.00	HDS3	D
	W/6 EA .500 ADJ. LUGS						W/6 EA 12.70MM ADJ. LUGS				
3300770	33.000	35.500	.938	HDS1	R	□ 3358803	853.00	917.00	25.00	HDS3	D
3300772	33.000	35.500	.938	HDS2	R		W/6 EA .500 ADJ. LUGS				
3300780	33.000	35.500	1.000	HDS1	R	3363560	33.625	35.625	.875	HDS1	R

★Contact manufacturer for availability
Bold numbers are preferred designs

□ Metric numbers

† Includes Bore-Tite on O.D.
 ▲ WasteWatcher numbers

Numerical — complete index

Stock no.	Shaft	Bore	Width of seal	Type and style	Lip code	Stock no.	Shaft	Bore	Width of seal	Type and style	Lip code
3363562	33.625	35.625	.875	HDS1	R	3450580	34.500	36.500	1.000	HDS1	R
	W/6 EA	.125	LUGS			3450582	34.500	36.500	1.000	HDS2	R
3363870	33.625	36.625	.875	HDS1	R	3450660	34.500	36.750	.875	HDS1	R
3375557	33.750	35.750	.813	HS7	R	3450760	34.500	37.000	.875	HDS1	R
3375588	33.750	35.750	1.000	HS8	R	3450860	34.500	37.500	.750	HDS1	R
3375950	33.750	35.750	1.000	HDSA1	RL	3450862	34.500	37.500	.750	HDS2	R
□ 3385700	860.00	920.00	25.00	HDS1	R	3450950	34.500	36.500	1.000	HDSA1	RL
3388560	33.875	35.875	.875	HDS1	R	□ 3464702	880.00	940.00	25.00	HDS2	R
3388620	33.875	36.000	.875	HDS1	R	□ 3464705	880.00	940.00	25.00	HDS3	R
3388780	33.875	36.375	1.000	HDS1	R		W/6 EA 12.70MM	ADJ. LUGS			
3388800	33.875	36.500	.875	HDS1	R	□ 3464770	880.00	944.00	22.00	HDS1	R
3400017	34.000	35.000	.500	HS7	R		W/6 EA 12.70MM	ADJ. LUGS			
3400534	34.000	36.000	.875	HDS2	R	□ 3464782	880.01	944.00	25.00	HDS2	R
3400539	34.000	36.000	.875	HDS3	D	□ 3464783	880.00	944.00	25.00	HDS3	D
	W/6 EA .500	ADJ. LUGS					W/6 EA	12.70MM	ADJ. LUGS		
3400550	34.000	36.000	.813	HDS1	R	□ 3464787	880.00	944.00	25.00	HDS1	V
3400557	34.000	36.000	.813	HS7	R	3475470	34.750	36.625	.750	HDS2	R
3400560	34.000	36.000	.875	HDS1	R	3475560	34.750	36.750	.875	HDS1	R
3400561	34.000	36.000	.875	HDS1	R	3475562	34.750	36.750	.875	HDS2	R
	W/4 EA .250	LUGS				3475564	34.750	36.750	.875	HDS1	R
3400564	34.000	36.000	.875	HDS2	R		W/8 EA .375	LUGS			
3400565	34.000	36.000	.875	HDS2	R	3475565	34.750	36.750	.875	HDS1	R
	W/4 EA .250	LUGS					W/8 EA .250	LUGS			
3400566	34.000	36.000	.875	HDS2	R	3475660	34.750	37.000	.875	HDS1	R
	W/4 EA .125	LUGS				3475800	34.750	37.375	.875	HDS1	R
3400580	34.000	36.000	1.000	HDS1	R	3475820	34.750	37.500	.875	HDS1	R
3400587	34.000	36.000	1.000	HS7	R	3475903	34.750	37.750	1.500	HDS1	R
3400690	34.000	36.250	1.125	HDS1	R	3500017	35.000	36.000	.500	HS7	R
3400700	34.000	36.250	1.250	HDS1	R	3500237	35.000	36.500	.625	HS7	R
3400702	34.000	36.250	1.250	HDS2	R	3500257	35.000	36.500	.750	HS7	R
3400760	34.000	36.500	.875	HDS1	R	3500550	35.000	37.000	.813	HDS1	R
3400890	34.000	37.000	1.000	HDS1	R	3500557	35.000	37.000	.813	HS7	R
3400903	34.000	37.000	1.500	HDS1	R	3500560	35.000	37.000	.875	HDS1	R
3403557	34.032	36.032	.813	HS7	R	3500561	35.000	37.000	.875	HDS1	R
□ 3405438	865.00	911.00	18.00	HS8	R		W/4 EA .063	LUGS			
□ 3413566	867.00	920.00	15.88	HS6	R	3500562	35.000	37.000	.875	HDS1	R
★ 3425455	34.250	36.062	.688	HS4	R		W/4 EA .188	LUGS			
□ 3425478	870.00	920.00	15.88	HS8	R	3500563	35.000	37.000	.875	HDS2	R
3425557	34.250	36.250	.813	HS7	R		W/6 EA .500	LUGS			
3425560	34.250	36.250	.875	HDS1	R	3500564	35.000	37.000	.875	HDS3	R
3425660	34.250	36.500	.875	HDS1	R		W/4 EA .500	ADJ. LUGS			
3425760	34.250	36.750	.875	HDS1	R	3500565	35.000	37.000	.875	HDS2	R
3425761	34.250	36.750	.875	HDS1	R	3500566	35.000	37.000	.875	HDS2	R
	W/6 EA .375	LUGS					W/6 EA .188	LUGS			
3438790	34.375	36.875	1.250	HDS1	R	3500567	35.000	37.000	.875	HDS1	V
3450250	34.500	36.000	.750	HDS1	R	3500568	35.000	37.000	.875	HS8	R
3450252	34.500	36.000	.750	HDS1	R	3500569	35.000	37.000	.875	HDS3	D
	W/6 EA .250	LUGS					W/6 EA .500	ADJ. LUGS			
3450253	34.500	36.000	.750	HDS2	R	3500579	35.000	37.000	.875	HDS3	D
3450255	34.500	36.000	.750	HDS1	R		W/6 EA .500	ADJ. LUGS			
	W/6 EA .125	LUGS				3500584	35.000	37.000	1.000	HDS1	R
3450258	34.500	36.000	.750	HS8	R		W/6 EA .125	LUGS			
3450290	34.500	36.000	1.000	HDS1	R	3500730	35.000	37.375	1.000	HDS1	R
3450518	34.500	36.500	.875	HDS2	H	3500740	35.000	37.500	.750	HDS1	R
3450557	34.500	36.500	.813	HS7	R	3500760	35.000	37.500	.875	HDS1	R
3450560	34.500	36.500	.875	HDS1	R	3500762	35.000	37.500	.875	HDS2	R
3450563	34.500	36.500	.875	HDS2	D	3500765	35.000	37.500	.875	HDS1	R
3450564	34.500	36.500	.875	HDS2	R		W/6 EA .500	LUGS			
	W/6 EA .156	LUGS				3500769	35.000	37.500	.875	HDS3	D
3450565	34.500	36.500	.875	HDS1	R		W/6 EA .500	ADJ. LUGS			
	W/6 EA .250	LUGS				3500770	35.000	37.500	.938	HDS1	R
3450566	34.500	36.500	.875	†HDS2	V	3500772	35.000	37.500	.938	HDS1	R
3450569	34.500	36.500	.875	HDS3	D		W/6 EA .125	LUGS			
	W/6 EA .500	ADJ. LUGS				3500773	35.000	37.500	.938	HDS1	R
3450574	34.500	36.500	1.000	HDS2	V		W/6 EA .063	LUGS			

Numerical — complete index

Stock no.	Shaft	Bore	Width of seal	Type and style	Lip code	Stock no.	Shaft	Bore	Width of seal	Type and style	Lip code
3500780	35.000	37.500	1.000	HDS1	R	3600523	36.000	38.228	.875	HDS3	H
3500820	35.000	37.750	.875	HDS1	R		W/6 EA .500 ADJ. LUGS				
3500903	35.000	38.000	1.500	HDS1	R	3600557	36.000	38.000	.813	HS7	R
3500952	35.000	37.000	.875	HDSA2	RL	3600558	36.000	38.000	.813	HS8	R
3500958	35.000	37.000	.875	HDSA2	VL	3600560	36.000	38.000	.875	HDS1	R
3501952	35.000	37.000	1.000	HDSA2	RL	3600562	36.000	38.000	.875	HDS2	R
□ 3515138	893.00	925.00	20.00	HDS2	H	3600565	36.000	38.000	.875	HDS2	R
3525558	35.250	37.250	.813	HS8	R		W/6 EA .250 LUGS				
3525560	35.250	37.250	.875	HDS1	R	3600569	36.000	38.000	.875	HDS3	D
3525567	35.250	37.250	.875	HDS1	V		W/6 EA .500 ADJ. LUGS				
3525660	35.250	37.500	.875	HDS1	R	3600572	36.000	38.000	.875	HDS2	D
3525850	35.250	38.250	.688	HDS1	R	3600680	36.000	38.250	1.000	HDS1	R
3525852	35.250	38.250	.688	HDS2	R	3600760	36.000	38.500	.875	HDS1	R
3525862	35.250	38.250	.813	HDS2	R	3600762	36.000	38.500	.875	HDS2	R
3525900	35.250	38.250	1.125	HDS1	R	3600769	36.000	38.500	.875	HDS3	D
3525902	35.250	38.250	1.500	HDS1	R		W/6 EA .500 ADJ. LUGS				
3537587	35.375	37.375	.875	HDS1	V	3600780	36.000	38.500	1.000	HDS1	R
3538557	35.375	37.375	.813	HS7	R	3600783	36.000	38.500	1.000	HDS2	R
3538560	35.375	37.375	.875	HDS1	R	3600830	36.000	38.750	1.000	HDS1	R
3538580	35.375	37.375	1.000	HDS1	R	3600903	36.000	39.000	1.500	HDS1	R
3538620	35.375	37.500	.875	HDS1	R	3600904	36.000	39.500	1.500	HDS1	R
3543257	35.438	36.938	.750	HS7	R	3600954	36.000	38.000	1.500	HDSE2	RR
□ 3543700	900.00	960.00	30.00	HDS1	R	□ 3622690	920.00	980.00	30.00	HDS1	R
□ 3543710	900.00	960.00	25.00	HDS1	R	□ 3622747	920.00	984.00	25.00	HDS1	V
	W/6 EA 12.70MM ADJ. LUGS					□ 3622784	920.00	984.00	25.00	HDS2	V
3544590	35.438	37.500	1.000	HDS1	R	3625580	36.250	38.250	1.000	†HDS1	R
3548900	35.438	38.583	.906	HDS1	R	3625588	36.250	38.250	1.000	HS8	R
3548905	35.438	38.583	.906	HDS1	R	3625680	36.250	38.500	1.000	HDS1	R
	W/8 EA .563 LUGS					3625780	36.250	38.750	1.000	HDS1	R
3550557	35.500	37.500	.813	HS7	R	3625830	36.250	39.000	1.000	HDS1	R
3550560	35.500	37.500	.875	HDS1	R	□ 3641509	925.00	975.00	22.00	HS8	D
3550562	35.500	37.500	.875	HDS1	R	3646588	36.460	38.460	1.000	HS8	R
	W/6 EA .125 LUGS					□ 3649572	927.00	978.00	22.00	HDS2	D
3550566	35.500	37.500	.875	HDS2	D	3650250	36.500	38.000	.750	HDS1	R
	W/6 EA .125 LUGS					3650290	36.500	38.000	1.000	HDS1	R
3550569	35.500	37.500	.875	HDS3	D	3650297	36.500	38.000	1.000	HS7	R
	W/6 EA .500 ADJ. LUGS					3650398	36.500	38.250	.813	HS8	R
3550580	35.500	37.500	1.000	HDS1	R	3650525	36.500	38.500	.625	HS8	V
3550680	35.500	37.750	1.000	HDS1	R	3650545	36.500	38.500	.750	HDS1	R
3550770	35.500	38.000	1.000	HDS1	V		W/8 EA .079 LUGS				
3550780	35.500	38.000	1.000	HDS1	R	3650557	36.500	38.500	.813	HS7	R
3550794	35.500	38.000	1.000	HDS2	V	3650560	36.500	38.500	.875	HDS1	R
3550830	35.500	38.250	1.000	HDS1	R	3650565	36.500	38.500	.875	HDS1	R
3550903	35.500	38.500	1.500	HDS1	R		W/12 EA .125 LUGS				
3550974	35.500	38.000	1.250	HDSE2	VV	3650588	36.500	38.500	1.000	HS8	R
3575557	35.750	37.750	.813	HS7	R	3650680	36.500	38.750	1.000	HDS1	R
3575558	35.750	37.750	.813	HS8	R	3650750	36.500	39.000	.625	HDS1	R
□ 3582646	910.00	966.00	17.86	HS6	R	3650752	36.500	39.000	.625	HDS2	R
□ 3582648	910.00	966.00	17.86	HS5	R	3650753	36.500	39.000	.625	HDS2	D
3582742	35.827	38.076	.703	HDS2	H	3650780	36.500	39.000	1.000	HDS1	R
□ 3582770	910.00	974.00	22.00	HDS1	R	3650781	36.500	39.000	1.000	HDS1	R
	W/6 EA 12.70MM ADJ. LUGS						W/6 EA .250 LUGS				
3583658	35.826	38.076	.703	HDS2	D	□ 3661546	930.00	982.00	22.23	HS6	R
3583659	35.827	38.076	.688	HS8	D	3663557	36.625	38.625	.813	HS7	R
3588560	35.875	37.875	.875	HDS1	R	3675557	36.750	38.750	.813	HS7	R
3588620	35.875	38.000	.875	HDS1	R	3675558	36.750	38.750	.813	HS8	R
3600257	36.000	37.500	.750	HS7	R	3675560	36.750	38.750	.875	HDS1	R
3600300	36.000	37.620	.750	HDS1	R	3675564	36.750	38.750	.875	HDS1	R
3600500	36.000	37.998	.875	HDS1	R		W/6 EA .125 LUGS				
3600501	36.000	37.998	.875	HDS1	R	3675580	36.750	38.750	1.000	HDS1	R
	W/4 EA .125 LUGS					3675587	36.750	38.750	1.000	HS7	R
3600505	36.000	37.998	.875	HDS1	R	3675660	36.750	39.000	.875	HDS1	R
	W/8 EA .469 LUGS					3675760	36.750	39.250	.875	HDS1	R
3600522	36.000	38.228	.875	HDS2	H	3675764	36.750	39.250	.875	HDS1	R
							W/6 EA .125 LUGS				

★Contact manufacturer for availability
Bold numbers are preferred designs

□ Metric numbers

† Includes Bore-Tite on O.D.
▲ WasteWatcher numbers

Numerical — complete index

Stock no.	Shaft	Bore	Width of seal	Type and style	Lip code	Stock no.	Shaft	Bore	Width of seal	Type and style	Lip code
3675765	36.750	39.250	.875	HDS2	R	□ 3779670	960.00	1000.00	25.00	HDS1	D
3675780	36.750	39.250	1.000	HDS1	R	□ 3779680	960.00	1020.00	25.00	HDS1	D
3688960	36.875	39.000	.875	HDSA1	RL	□ 3779692	960.00	1020.00	25.00	HDS2	D
3700017	37.000	38.000	.500	HS7	R		W/8 EA 10.00MM LUGS				
3700557	37.000	39.000	.813	HS7	R	□ 3779706	960.00	1020.00	25.00	HDS2	V
3700560	37.000	39.000	.875	HDS1	R		W/4 EA 4.77MM LUGS				
3700562	37.000	39.000	.875	HDS1	R	□ 3779784	960.00	1024.00	25.00	HDS2	V
	W/4 EA .375 LUGS					□ 3779788	960.00	1020.00	25.00	HDS3	D
3700563	37.000	39.000	.875	HDS2	R		W/6 EA .500" ADJ LUGS				
3700564	37.000	39.000	.875	HDS2	R	□ 3780728	960.00	1020.00	25.00	HDS1	D
	W/6 EA .375 LUGS						W/4 EA 4.77MM LUGS				
3700569	37.000	39.000	.875	HDS3	D	□ 3780729	960.00	1020.00	25.00	HDS2	H
	W/6 EA .500 ADJ. LUGS					□ 3780901	960.00	1040.00	23.00	HDS2	R
3700576	37.000	39.000	1.000	HS6	R	□ 3780902	960.00	1040.00	23.00	HDS1	R
3700580	37.000	39.000	1.000	HDS1	R		W/6 EA 12.70MM LUGS				
3700588	37.000	39.000	1.000	HS8	R	□ 3780904	960.00	1040.00	23.00	HDS1	R
3700660	37.000	39.250	.875	HDS1	R	□ 3780905	960.00	1040.00	23.00	HDS2	R
□ 3700703	940.00	1000.00	25.00	HDS3	D		W/8 EA 5.60MM LUGS				
	W/6 EA 12.70MM ADJ. LUGS					□ 3780908	960.00	1040.00	23.00	HDS2	V
□ 3700728	940.00	1000.00	25.00	HDS1	R	3781557	37.813	39.813	.813	HS7	R
	W/4 EA 12.70MM ADJ. LUGS					3781640	37.813	40.000	.875	HDS1	R
3700895	37.000	40.000	1.500	HDS1	R	3781800	37.813	40.500	1.000	HDS1	R
□ 3701728	940.00	1000.00	25.00	HDS1	D	3781844	37.813	40.750	1.500	HDS1	R
	W/6 EA 9.50MM ADJ. LUGS					3781900	37.813	40.945	.875	HDS1	R
□ 3716478	939.00	971.00	15.87	HDS3	H	3781904	37.813	40.954	1.500	HDS1	R
	W/6 EA 12.70MM ADJ. LUGS					3788580	37.875	39.875	1.000	HDS1	R
□ 3716488	939.00	971.00	22.23	HDS2	H	3788630	37.875	40.000	1.000	HDS1	R
3725560	37.250	39.250	.875	HDS1	R	3788800	37.875	40.500	1.000	HDS1	R
3725563	37.250	39.250	.875	HDS2	R	3788844	37.875	40.750	1.500	HDS1	R
3725570	37.250	39.250	.938	HDS1	R	3800222	38.000	39.500	.750	HDS2	H
3725580	37.250	39.250	1.000	HDS1	R	3800252	38.000	39.500	.750	HDS2	D
3725588	37.250	39.250	1.000	HS8	R	3800254	38.000	39.500	.750	HDS2	V
3725660	37.250	39.500	.875	HDS1	R	3800258	38.000	39.500	.750	HDS2	D
3738120	37.375	38.625	.688	HDS1	R	3800288	38.000	39.500	.750	HS8	D
3738557	37.375	39.375	.813	HS7	R		W/THREADED SPRING CONNECTOR				
□ 3740100	950.00	980.00	18.00	HDS1	R	3800338	38.000	39.625	.750	HS8	R
□ 3740560	950.00	1000.00	25.00	HDS1	R	3800557	38.000	40.000	.813	HS7	R
□ 3740652	950.00	1006.00	20.00	HDS2	R	3800560	38.000	40.000	.875	HDS1	R
□ 3740700	950.00	1010.00	25.00	HDS1	R	3800563	38.000	40.000	.875	HDS1	R
	W/6 EA 12.70MM ADJ. LUGS						W/6 EA .250 LUGS				
3744600	37.438	39.500	.875	HDS1	R	3800565	38.000	40.000	.875	HDS2	R
3744800	37.438	40.000	.875	HDS1	R	3800566	38.000	40.000	.875	HDS2	R
3744904	37.438	40.500	1.500	HDS1	R		W/6 EA .250 LUGS				
3750270	37.500	39.000	.875	HDS1	R	3800569	38.000	40.000	.875	HDS3	D
3750272	37.500	39.000	.875	HDS2	R		W/6 EA .500 ADJ. LUGS				
3750274	37.500	39.000	.875	HDS2	R	3800760	38.000	40.500	.875	HDS1	R
	W/6 EA .125 LUGS					3800780	38.000	40.500	1.000	HDS1	D
3750276	37.500	39.000	.875	HDS1	R	3800784	38.000	40.500	1.000	HDS2	R
	W/4 EA .250 LUGS					3800785	38.000	40.500	1.000	HDS2	R
3750540	37.500	39.500	.750	HDS1	R	3800820	38.000	40.750	.875	HDS1	R
3750542	37.500	39.500	.750	HDS2	R	3800860	38.000	41.000	.750	HDS1	R
3750557	37.500	39.500	.813	HS7	R	3800862	38.000	41.000	.750	HDS2	R
3750560	37.500	39.500	.875	HDS1	R	3800900	38.000	41.000	1.125	HDS1	R
3750561	37.500	39.500	.875	HDS1	D	3800902	38.000	41.000	1.188	HDS1	R
3750562	37.500	39.500	.875	HDS1	R		W/6 EA .313 LUGS				
	W/6 EA .125 LUGS					3800903	38.000	41.000	1.500	HDS1	R
3750563	37.500	39.500	.875	HDS2	D	3800904	38.000	41.250	1.500	HDS1	R
3750564	37.500	39.500	.875	HDS2	R	3800950	38.000	40.000	1.312	HDSE1	RR
	W/6 EA .125 LUGS					3812580	38.125	40.125	1.000	HDS1	R
3750565	37.500	39.500	.875	HDS2	R	3825560	38.250	40.250	.875	HDS1	R
3750572	37.500	39.500	.875	HDS2	V	3825562	38.250	40.250	.875	HDS2	R
3750587	37.500	39.500	1.000	HS7	R	3825660	38.250	40.500	.875	HDS1	R
3750660	37.500	39.750	.875	HDS1	R	3825680	38.250	40.500	1.000	HDS1	R
3750830	37.500	40.250	1.000	HDS1	R	3825750	38.250	40.750	.750	HDS1	R
3750980	37.500	40.250	1.250	HDSC1	RL	3825752	38.250	40.750	.750	HDS2	R

Numerical — complete index

Stock no.	Shaft	Bore	Width of seal	Type and style	Lip code	Stock no.	Shaft	Bore	Width of seal	Type and style	Lip code
3825760	38.250	40.750	.875	HDS1	R	<input type="checkbox"/> 3937565	1000.00	1050.00	23.00	HDS2	R
3825761	38.250	40.750	.875	HDS1	R	W/6 EA 3.97MM LUGS					
						<input type="checkbox"/> 3937582	1000.00	1050.00	23.00	HDS2	R
3825763	38.258	40.750	.875	HDS1	R	<input type="checkbox"/> 3937595	1000.00	1050.00	23.00	HDS2	R
						W/6 EA .125 LUGS					
3825765	38.250	40.750	.875	HDS2	R	<input type="checkbox"/> 3937670	940.00	1000.00	25.00	HDS1	D
3825844	38.250	41.000	1.500	HDS1	R	<input type="checkbox"/> 3937702	1000.00	1060.00	25.00	HDS2	R
3825870	38.250	41.250	.875	HDS1	R	<input type="checkbox"/> 3937705	1000.00	1060.00	25.00	HDS3	R
3825894	38.250	41.250	1.000	HDS1	R	W/6 EA 12.70MM ADJ. LUGS					
						3950017	39.500	40.500	.500	HS7	R
3825903	38.250	41.250	1.500	HDS1	R	3950557	39.500	41.500	.813	HS7	R
3850477	38.500	40.375	.750	HS7	R	3950900	39.500	42.500	1.125	HDS1	R
3850557	38.500	40.500	.813	HS7	R	3950901	39.500	42.500	1.250	HDS1	R
3850652	38.500	40.750	.750	HDS2	R	3950902	39.500	42.500	1.250	HDS1	R
3850780	38.500	41.000	1.000	HDS1	R	W/6 EA .125 LUGS					
3850782	38.500	41.000	1.000	HDS2	R	3975500	39.750	41.688	.969	HDS1	R
3850895	38.500	41.500	1.500	HDS1	R	3975557	39.750	41.750	.813	HS7	R
3850978	38.500	41.000	1.625	HDS2	V	3975750	39.750	42.250	.813	HDS1	R
3875557	38.750	40.750	.813	HS7	R	3975760	39.750	42.250	.875	HDS1	R
3875560	38.750	40.750	.875	HDS1	R	3975764	39.750	42.250	.875	HDS1	R
3875562	38.750	40.750	.875	HDS1	R	W/6 EA .125 LUGS					
						3975766	39.750	42.250	.875	HDS1	R
3875563	38.750	40.750	.875	HDS2	R	W/8 EA .063 LUGS					
3875564	38.750	40.750	.875	HDS2	R	3997300	39.979	41.500	1.000	HDS1	R
						4000257	40.000	41.500	.750	HS7	R
						4000290	40.000	41.500	1.000	HDS1	R
3875580	38.750	40.750	1.000	HDS1	R	4000550	40.000	42.000	.813	HDS1	R
3875585	38.750	40.750	1.000	HDS2	R	4000557	40.000	42.000	.813	HS7	R
3875660	38.750	41.000	.875	HDS1	R	4000559	40.000	42.000	.813	HDS1	V
3875760	38.750	41.250	.875	HDS1	R	4000560	40.000	42.000	.875	HDS1	R
3875904	38.750	42.000	1.500	HDS1	R	4000561	40.000	42.000	.875	HDS1	R
3875950	38.750	40.750	1.000	HDSA1	RL	W/4 EA .125 LUGS					
3888790	38.875	41.375	1.250	HDS1	R	4000562	40.000	42.000	.875	HDS2	R
3894600	38.938	41.000	.875	HDS1	R	4000563	40.000	42.000	.875	HDS1	D
3894800	38.938	41.500	.875	HDS1	R	4000564	40.000	42.000	.875	HDS2	R
3894904	38.938	42.000	1.500	HDS1	R	W/6 EA .125 LUGS					
<input type="checkbox"/> 3897543	990.00	1045.00	25.00	HDS3	D	4000565	40.000	42.000	.875	HDS2	R
						W/6 EA 12.70MM ADJ. LUGS					
<input type="checkbox"/> 3898631	990.00	1045.00	25.00	HDS1	R	4000566	40.000	42.000	.875	HDS1	R
						W/6 EA .250 LUGS					
3900017	39.000	40.000	.500	HS7	R	4000569	40.000	42.000	.875	HDS1	R
3900258	39.000	40.500	.750	HS8	R	W/8 EA .250 LUGS					
3900535	39.000	41.000	.700	HDS1	R	4000574	40.000	42.000	.875	HDS2	R
3900540	39.000	41.000	.750	HDS1	R	W/6 EA .375 LUGS					
3900542	39.000	41.000	.750	HDS2	R	4000576	40.000	42.000	.875	HDS2	R
3900557	39.000	41.000	.813	HS7	R	W/6 EA .500 LUGS					
3900560	39.000	41.000	.875	HDS1	R	4000576	40.000	42.000	.875	HDS1	V
3900561	39.000	41.000	.875	HDS2	R	4000580	40.000	42.000	1.000	HDS1	R
3900562	39.000	41.000	.875	HDS2	R	4000582	40.000	42.000	1.000	HDS2	R
3900563	39.000	41.000	.875	HDS2	D	4000583	40.000	42.000	1.000	HDS1	R
3900564	39.000	41.000	.875	HDS2	R	W/6 EA .125 LUGS					
						4000584	40.000	42.000	1.000	HDS2	R
						W/6 EA .125 LUGS					
3900565	39.000	41.000	.875	HDS1	R	4000585	40.000	42.000	1.000	HDS2	R
						W/6 EA .250 LUGS					
3900566	39.000	41.000	.875	HDS2	R	4000586	40.000	42.000	1.000	HDS1	R
						W/6 EA .375 LUGS					
3900572	39.000	41.000	.875	HDS2	D	4000590	40.000	42.000	1.375	HDS1	R
3900574	39.000	41.000	.875	HDS2	V	4000592	40.000	42.000	1.375	HDS2	R
3900660	39.000	41.250	.875	HDS1	R	4000593	40.000	42.000	1.375	HDS1	R
3900760	39.000	41.500	.875	HDS1	R	W/6 EA .250 LUGS					
3900903	39.000	42.000	1.500	HDS1	R	4000594	40.000	42.000	1.375	HDS2	R
3900905	39.000	42.250	.875	HDS1	R	W/6 EA .250 LUGS					
3900907	39.000	42.250	1.500	HDS1	R	4000660	40.000	42.250	.875	HDS1	R
3925257	39.250	40.750	.750	HS7	R	4000920	40.000	41.500	1.000	HDSB1	RL
3925557	39.250	41.250	.813	HS7	R	<input type="checkbox"/> 4016790	1020.00	1084.00	25.00	HDS1	R
<input type="checkbox"/> 3937172	1000.00	1035.00	20.00	HDS2	R						

*Contact manufacturer for availability
Bold numbers are preferred designs

Metric numbers

† Includes Bore-Tite on O.D.
 ▲ WasteWatcher numbers

Numerical — complete index

Stock no.	Shaft	Bore	Width of seal	Type and style	Lip code	Stock no.	Shaft	Bore	Width of seal	Type and style	Lip code
□4016792	1020.00	1084.00	25.00	HDS1	R	4193557	41.929	43.929	.813	HS7	R
	W/6 EA 1.60MM LUGS					4194300	41.938	43.500	.750	HDS1	R
4025258	40.250	41.750	.750	HS8	R	4194305	41.938	43.500	.750	HDS1	R
4049790	40.495	43.007	1.000	HDS1	R		W/6 EA .375 LUGS				
4050017	40.500	41.500	.500	HS7	R	4194440	41.938	43.750	.875	HDS1	R
4050018	40.500	41.500	.500	HS8	R	4200258	42.000	43.500	.750	HS8	R
4050061	40.500	41.750	.750	HDS7	H	4200478	42.000	43.912	.750	HS8	R
4050257	40.500	42.000	.750	HS7	R	4200557	42.000	44.000	.813	HS7	R
4050557	40.500	42.500	.813	HS7	R	4200680	42.000	44.250	1.000	HDS1	R
4050560	40.500	42.500	.875	HDS1	R	4200690	42.000	44.250	1.000	HDS1	D
4050561	40.500	42.500	.875	HDS1	R	4200780	42.000	44.500	1.000	HDS1	R
	W/4 EA .250 LUGS					4206557	42.063	44.063	.813	HS7	R
4050562	40.500	42.500	.875	HDS1	R	□4212496	1070.00	1120.00	20.00	HS6	R
	W/4 EA .375 LUGS					4225258	42.250	43.750	.750	HS8	R
4050563	40.500	42.500	.875	HDS2	R	4225557	42.250	44.250	.813	HS7	R
4050564	40.500	42.500	.875	HDS1	R	4225580	42.250	44.250	1.000	HDS1	R
	W/12 EA .125 LUGS					4250017	42.500	43.500	.500	HS7	R
4050565	40.500	42.500	.875	HDS1	D	4250258	42.500	44.000	.750	HS8	R
4050574	40.500	42.500	.875	HDS2	R	4250382	42.500	44.250	.750	HDS2	R
	W/6 EA .375 LUGS					4250557	42.500	44.500	.813	HS7	R
4050660	40.500	42.750	.875	HDS1	R	4250760	42.500	45.000	.875	HDS1	R
4050680	40.500	42.750	1.000	HDS1	R	4250762	42.500	45.000	.875	HDS2	R
4050683	40.500	42.750	1.000	HDS1	D	4250765	42.500	45.000	.875	HDS1	R
4050760	40.500	43.000	.875	HDS1	R		W/12 EA .250 LUGS				
4050762	40.500	43.000	.875	HDS2	R	4250766	42.500	45.000	.875	HDS1	V
4050765	40.500	43.000	.875	HDS1	R		W/6 EA .500 ADJ. LUGS				
	W/12 EA .250 LUGS					4250820	42.500	45.250	.875	HDS1	R
4050774	40.500	43.000	.875	HDS2	V	4250843	42.500	45.250	1.375	HDS1	R
4050776	40.500	43.000	.875	HDS2	V	4250900	42.500	45.250	1.125	HDS1	R
	W/6 EA .250 LUGS					4250901	42.500	45.507	1.250	HDS1	R
4075258	40.750	42.250	.750	HS8	D	4250905	42.500	45.500	1.500	HDS1	R
4075900	40.750	43.750	1.125	HDS1	R	4275017	42.750	43.750	.500	HS7	R
4075902	40.750	43.750	1.438	HDS1	R	4275258	42.750	44.250	.750	HS8	R
4075905	40.750	43.750	1.500	HDS1	R	4291557	42.913	44.913	.813	HS7	R
4100258	41.000	42.500	.750	HS8	R	4300557	43.000	45.000	.813	HS7	R
4100557	41.000	43.000	.813	HS7	R	4300558	43.000	45.000	.813	HS8	R
4100558	41.000	43.000	.813	HS8	R	4300560	43.000	45.000	.875	HDS1	R
4125258	41.250	42.750	.750	HS8	R	4300580	43.000	45.000	1.000	HDS1	R
4125557	41.250	43.250	.750	HS7	R	4300680	43.000	45.250	1.000	HDS1	R
□4133510	1000.00	1050.00	20.00	HDS1	R	4300760	43.000	45.500	.875	HDS1	R
4150258	41.500	43.000	.750	HS8	R	4300763	43.000	45.500	.875	HDS2	R
4150558	41.500	43.500	.813	HS8	R	4300780	43.000	45.500	1.000	HDS1	R
4150560	41.500	43.500	.875	HDS1	R	4313250	43.125	44.625	.750	HDS1	R
4150563	41.500	43.500	.875	HDS2	R	4350270	43.500	45.000	.875	HDS1	R
4150564	41.500	43.500	.875	HDS2	R	□4350508	1105.00	1151.00	17.50	HS8	R
	W/6 EA .250 LUGS					4350540	43.500	45.500	.750	HDS1	R
4150566	41.500	43.500	.875	HDS1	R	4350542	43.500	45.500	.750	HDS2	R
	W/8 EA .375 LUGS					4350558	43.500	45.500	.813	HS8	R
4150575	41.500	43.500	.875	HDS2	R	4350560	43.500	45.500	.875	HDS1	R
	W/8 EA .375 LUGS					4350562	43.500	45.500	.875	HDS2	V
□4153425	1055.00	1100.00	25.00	HS5	R	4350564	43.500	45.500	.875	HDS1	R
□4153448	1055.00	1100.00	25.00	HS8	D		W/6 EA .250 LUGS				
□4154428	1055.00	1100.00	25.00	HDS2	D	4350565	43.500	45.500	.875	HDS2	R
4162530	41.625	43.625	.688	HDS1	R	□4350700	1105.00	1160.00	25.00	HDS1	R
4162680	41.625	43.875	1.000	HDS1	R	4354557	43.546	45.546	.813	HS7	R
4162685	41.625	43.875	1.000	HDS2	R	4363932	43.625	45.250	1.000	HDSA1	RL
4162730	41.625	44.000	1.000	HDS1	R	4375560	43.750	45.750	.875	HDS1	RL
4162842	41.625	44.500	1.500	HDS1	R	4375569	43.750	45.750	.875	HDS2	D
4163557	41.625	43.625	.813	HS7	R	4400257	44.000	45.500	.750	HS7	R
4175258	41.750	43.250	.750	HS8	R	4400557	44.000	46.000	.813	HS7	R
4181640	41.813	44.000	1.000	HDS1	R	4400562	44.000	46.000	.875	HDS2	R
4181800	41.813	44.500	1.000	HDS1	R	4400563	44.000	46.000	.875	HDS1	R
4181900	41.813	45.000	1.000	HDS1	R		W/8 EA .125 LUGS				
4181904	41.813	45.000	1.500	HDS1	R	4400580	44.000	46.000	1.000	HDS1	R
4189932	41.875	43.500	1.000	HDSB2	DL						

Numerical — complete index

Stock no.	Shaft	Bore	Width of seal	Type and style	Lip code	Stock no.	Shaft	Bore	Width of seal	Type and style	Lip code
4400584	44.000	46.000	1.000	HDS1	R	4650563	46.500	48.500	.875	HDS1	V
	W/8 EA .125 LUGS					4650690	46.500	48.750	1.125	HDS1	R
4400760	44.000	46.500	.875	HDS1	R	4675258	46.750	48.250	.750	HS8	R
4400761	44.000	46.500	.875	HDS2	R	4700258	47.000	48.500	.750	HS8	R
4400763	44.000	46.500	.875	HDS1	R	4700259	47.000	48.500	.750	HS8	D
	W/6 EA .250 LUGS					4700420	47.000	48.750	1.000	HDS1	R
4400766	44.000	46.500	.875	HDS2	R	4700422	47.000	48.750	1.000	HDS2	R
	W/6 EA .250 LUGS					4700480	47.000	48.875	.875	HDS1	R
4400780	44.000	46.500	1.000	HDS1	R	4700482	47.000	48.875	.875	HDS2	R
4400785	44.000	46.500	1.000	HDS3	R	4700510	47.000	49.000	.875	HDS7	H
	W/8 EA .500 ADJ. LUGS						W/6 EA .375 LUGS				
4400792	44.000	46.500	1.000	HDS2	V	4700511	47.000	49.000	.875	HDS7	H
4400793	44.000	46.500	1.000	HDS2	V	4700557	47.000	49.000	.813	HS7	R
	W/8 EA .500 ADJ. LUGS					4700560	47.000	49.000	.875	HDS1	R
4400820	44.000	46.750	.875	HDS1	R	4700562	47.000	49.000	.875	HDS1	R
4400900	44.000	47.000	1.125	HDS1	R		W/8 EA .125 LUGS				
4400902	44.000	47.000	1.250	HDS1	R	4700564	47.000	49.000	.875	HDS2	R
4400905	44.000	47.000	1.250	HDS1	R		W/8 EA .125 LUGS				
	W/8 EA .125 LUGS					4700565	47.000	49.000	.875	HDS1	R
4409500	44.094	46.000	1.000	HDS1	R		W/6 EA .250 LUGS				
□ 4409592	1120.00	1184.00	25.00	HDS2	R	4700566	47.000	49.000	.875	HDS1	V
	W/6 EA 12.70MM ADJ. LUGS						W/6 EA .250 LUGS				
4425258	44.250	45.750	.750	HS8	R	4700567	47.000	49.000	.875	HDS1	V
4450258	44.500	46.000	.750	HS8	R	4700574	47.000	49.000	.875	HDS2	V
4450270	44.500	46.000	.875	HDS1	R	4700576	47.000	49.000	.875	HDS2	V
4450272	44.500	46.000	.875	HDS2	R		W/8 EA .250 LUGS				
4450550	44.500	46.500	.813	HDS1	R	4700583	47.000	49.000	1.000	HDS1	R
4450557	44.500	46.500	.813	HS7	R		W/6 EA .125 LUGS				
4450760	44.500	47.000	.875	HDS1	R	4700584	47.000	49.000	1.000	HDS2	R
4450767	44.500	47.000	.875	HDS1	V		W/6 EA .125 LUGS				
4475258	44.750	46.250	.750	HS8	R	4700760	47.000	49.500	.875	HDS1	R
□ 4488287	1140.00	1180.00	20.00	HDS1	V	□ 4724762	1200.00	1264.00	22.20	†HDS2	D
4500257	45.000	46.500	.750	HS7	R		W/4 EA 3.20MM LUGS				
4500410	45.000	46.750	.875	HDS1	R	4725528	47.250	49.250	.625	HS8	R
4500518	45.000	47.000	.812	HS8	H	4738250	47.375	48.875	.750	HDS1	R
4500538	45.000	47.188	.688	HS8	R	4750258	47.500	49.000	.770	HS8	R
4500557	45.000	47.000	.813	HS7	R	4750560	47.500	49.500	.875	HDS1	R
4500560	45.000	47.000	.875	HDS1	R	4750562	47.500	49.500	.875	HDS2	R
4500567	45.000	47.000	.875	HDS1	V	4750565	47.500	49.500	.875	HDS1	R
4500930	45.000	46.627	1.000	HDSB2	RL		W/8 EA .250 LUGS				
4513357	45.125	47.125	.813	HS7	R	4750590	47.500	49.500	1.500	HDS1	R
4525258	45.250	46.750	.750	HS8	R	4762258	47.625	49.125	.770	HS8	R
4525422	45.250	47.000	1.000	HDS2	R	4775840	47.750	50.500	1.125	HDS1	R
4525424	45.250	47.000	1.000	HDS2	V	4775850	47.750	50.500	1.250	HDS1	R
4550235	45.500	47.000	.625	HDS2	R	4788557	47.875	49.875	.813	HS7	R
4550250	45.500	47.000	.750	HDS1	R	4800252	48.000	49.500	.750	HDS2	D
4550258	45.500	47.000	.750	HS8	R	4800254	48.000	49.500	.750	HDS2	V
4575258	45.750	47.250	.750	HS8	R	4800257	48.000	49.500	.750	HS7	R
4575570	45.750	47.768	.875	HDS1	R	4800420	48.000	49.750	1.000	HDS1	R
4600222	46.000	47.500	.750	HDS2	D	4800557	48.000	50.000	.813	HS7	R
4600252	46.000	47.500	.750	HDS2	H	4800580	48.000	50.000	1.000	HDS1	R
4600254	46.000	47.500	.750	HDS2	V	4800582	48.000	50.000	1.000	HDS2	R
4600258	46.000	47.500	.750	HS8	R	□ 4803182	1220.00	1255.00	20.00	HDS2	R
4600259	46.000	47.500	.750	HS8	D	4812487	48.125	50.000	.813	HS7	R
4600420	46.000	47.750	1.000	HDS1	R	4813440	48.125	50.000	.813	HDS1	R
4600422	46.000	47.750	1.000	HDS2	R	4825527	48.250	50.250	.875	HDS1	V
4600557	46.000	48.000	.813	HS7	R	4825550	48.250	50.250	.875	HDS1	R
4600560	46.000	48.000	.875	HDS1	R		W/8 EA .250 LUGS				
4600580	46.000	48.000	1.000	HDS1	R	4825560	48.250	50.250	.875	HDS1	R
4600842	46.000	49.000	1.250	HDS2	D	4825561	48.250	50.250	.875	HDS1	R
4625258	46.250	47.750	.750	HS8	R		W/8 EA .500 LUGS				
4625557	46.250	48.250	.813	HS7	R	4825562	48.250	50.250	.875	HDS2	R
□ 4645556	1180.00	1230.00	20.00	HS6	R		W/ 6 EA .375 LUGS				
4650258	46.500	48.000	.750	HS8	R	4825563	48.250	50.250	.875	HDS2	R
4650560	46.500	48.500	.875	HDS1	R						

★ Contact manufacturer for availability
Bold numbers are preferred designs

□ Metric numbers

† Includes Bore-Tite on O.D.
▲ WasteWatcher numbers

Numerical — complete index

Stock no.	Shaft	Bore	Width of seal	Type and style	Lip code	Stock no.	Shaft	Bore	Width of seal	Type and style	Lip code
4825564	48.250	50.252	.875	HDS2	D	5550542	55.500	57.500	.750	HDS2	R
	W/8 EA .500 LUGS					5600550	56.000	58.000	.813	HDS1	R
4825565	48.250	50.250	.875	HDS1	R	5738900	57.375	60.375	1.500	HDS1	R
	W/8 EA .125 LUGS					5750558	57.500	59.500	.813	HS8	R
4825566	48.250	50.250	.875	HDS1	R	5751558	57.515	59.515	.813	HS8	R
	W/8 EA .500 LUGS					5788017	57.875	58.875	.500	HS7	R
4825570	48.250	50.250	.875	HDS1	D	5788620	57.875	60.000	.938	HDS1	R
4825571	48.250	50.250	.875	HDS1	D	5800558	58.000	60.000	.813	HS8	R
	W/8 EA .500 ADJ. LUGS					5850518	58.500	60.500	.813	HS8	R
4837558	48.375	50.375	.812	HS8	R	5900270	59.000	60.500	.875	HDS1	R
4900340	49.000	50.625	.813	HDS1	R	5900474	59.000	60.875	.813	HDS1	R
4900420	49.000	50.750	1.000	HDS1	R	5900475	59.000	60.875	.813	HDS1	R
4900422	49.000	50.750	1.000	HDS2	R		W/6 EA .125 LUGS				
4900425	49.000	50.750	1.000	HDS1	R	5900560	59.000	61.000	.875	HDS1	R
	W/8 EA .125 LUGS					5975017	59.750	60.750	.500	HS7	R
4900580	49.000	51.000	1.000	HDS1	R	6000890	60.000	63.000	1.000	HDS1	R
□ 4913508	1248.00	1298.00	20.70	HS8	R	□ 6023510	1530.00	1580.00	20.00	HDS1	R
□ 4921790	1250.00	1314.00	21.54	HDS7	R	6025658	60.250	62.500	.715	HS8	R
	W/12 EA 6.35MM LUGS					6100580	61.000	63.000	1.000	HDS1	R
□ 4921793	1250.00	1314.00	25.00	HDS2	R	6100992	61.000	64.000	1.500	HDS2	RL
4950803	49.500	52.240	1.000	HDS2	R	□ 6102702	1550.00	1610.00	25.00	HDS2	V
4950805	49.500	52.240	1.000	HDS2	D	6125017	61.250	62.250	.500	HS7	R
4950830	49.500	52.250	1.000	HDS1	R	6125582	61.250	63.250	1.000	HDS1	R
4950833	49.500	52.250	1.000	HDS2	R	6250222	62.500	64.000	.625	HDS2	R
4950835	49.500	52.250	1.000	HDS2	D	6250270	62.500	64.000	.875	HDS1	R
4975830	49.750	52.500	1.000	HDS1	R	6250271	62.500	64.000	.719	HS7	R
4975833	49.750	52.500	1.000	HDS2	R	6250281	62.500	64.000	.875	HDS1	V
4975834	49.750	52.500	1.000	HDS2	V	6250560	62.500	64.500	.875	HDS1	R
4975835	49.750	52.500	1.000	HDS2	D	6250752	62.500	64.000	.720	HDS2	R
5000420	50.000	51.750	1.000	HDS1	R	6259557	62.598	64.598	.813	HS7	R
5000558	50.000	52.000	.813	HS8	R	6300558	63.000	65.000	.813	HS8	R
5000560	50.000	52.000	.875	HDS1	R	6337558	63.375	65.375	.813	HS8	R
5000562	50.000	52.000	.875	HDS2	R	6400558	64.000	66.000	.813	HS8	R
5000564	50.000	52.000	.875	HDS2	R	6560557	65.605	67.605	.813	HS7	R
	W/6 EA .250 LUGS					□ 6594478	1675.00	1725.00	20.00	HS8	R
5012578	50.125	52.125	.845	HS8	R	□ 6594558	1675.00	1725.00	20.62	HS8	D
5100558	51.000	53.000	.812	HS8	R	6700557	67.000	69.000	.813	HS8	R
5125562	51.250	53.250	.875	HDS2	V	6800557	68.000	70.000	.812	HS7	R
5150570	51.500	53.500	1.250	HDS1	R	6900558	69.000	71.000	.813	HS8	R
5150590	51.500	53.500	1.500	HDS1	R	7000558	70.000	72.000	.813	HS8	R
5200017	52.000	53.000	.500	HS7	R	□ 7125478	1810.00	1860.00	20.00	HS8	R
5200558	52.000	54.000	.813	HS8	R	□ 7153558	1810.00	1860.00	20.62	HS8	D
5250760	52.500	55.000	.875	HDS1	R	7250558	72.500	74.500	.813	HS8	R
5250777	52.500	55.000	.875	HDS1	V	7275135	72.750	74.000	.719	HS5	R
5300440	53.000	54.875	.813	HDS1	R	8000558	80.000	82.000	.813	HS8	R
5300441	53.000	54.875	.813	HDS1	R	8050558	80.500	82.500	.813	HS8	R
	W/6 EA .063 LUGS					8100558	81.000	83.000	.813	HS8	R
5300486	53.000	54.875	.813	HS6	R	8775558	87.750	89.750	.813	HS8	R
5300488	53.000	54.875	.813	HS8	R	9475658	94.750	97.000	.688	HS8	R
5325017	53.250	54.250	.500	HS7	R	9700558	97.000	99.000	.813	HS8	R
5363017	53.625	54.625	.500	HS7	R	9862568	98.625	100.625	.813	HS8	R
□ 5393458	1370.00	1420.00	19.83	HS8	H	□ MVR1-10	10.00	24.00		MVR1	R
□ 5393510	1370.00	1420.00	20.00	HDS1	R	□ MVR1-12	12.00	26.00		MVR1	R
□ 5393512	1370.00	1420.00	19.05	HDS2	H	□ MVR1-15	15.00	30.00		MVR1	R
5400557	54.000	56.000	.813	HS7	R	□ MVR2-15	15.00	32.00		MVR2	R
5400582	54.000	56.000	1.000	HDS2	R	□ MVR1-16	16.00	32.00		MVR1	R
5425580	54.250	56.250	1.000	HDS1	R	□ MVR2-17	17.00	34.00		MVR2	R
5425583	54.250	56.250	1.000	HDS2	R	□ MVR1-20	20.00	35.00		MVR1	R
□ 5433258	1380.00	1420.00	18.00	HS8	R	□ MVR2-20	20.00	37.00		MVR2	R
5475340	54.750	56.375	.875	HDS1	R	□ MVR1-25	25.00	40.00		MVR1	R
5475345	54.750	56.375	.875	HDS2	D	□ MVR2-25	25.00	42.00		MVR2	R
	W/6 EA .125 LUGS					□ MVR1-30	30.00	47.00		MVR1	R
5500017	55.000	56.000	.500	HS7	R	□ MVR2-30	30.00	48.00		MVR2	R
5515028	55.150	56.250	.500	HS8	R	□ MVR1-35	35.00	52.00		MVR1	R
5550540	55.500	57.500	.750	HDS1	R	□ MVR2-35	35.00	53.00		MVR2	R

Numerical — complete index

Stock no.	Shaft	Bore	Width of seal	Type and style	Lip code	Stock no.	Shaft	Bore	Width of seal	Type and style	Lip code
□ MVR1-40	40.00	57.00		MVR1	R	HDL-3056-R	34.000	36.500	.750	HDL	R
□ MVR2-40	40.00	58.00		MVR2	R	HDL-3057-R	16.250	18.000	1.000	HDL	R
□ MVR1-45	45.00	62.00		MVR1	R	□ HDL-3059-R	630.00	690.00	20.00	HDL	R
□ MVR2-45	45.00	63.00		MVR2	R	HDL-3060-R	11.000	13.500	.687	HDL	R
□ MVR1-50	50.00	70.00		MVR1	R	HDL-3061-R	22.441	24.803	.787	HDL	R
□ MVR2-50	50.00	72.00		MVR2	R	□ HDL-3062-R	470.00	530.00	20.00	HDL	R
□ MVR1-55	55.00	75.00		MVR1	R	HDL-3065-R	35.630	37.598	.866	HDL	R
□ MVR2-55	55.00	77.00		MVR2	R	HDLA-3066-R	8.500	9.750	.750	HDLA	R
□ MVR1-60	60.00	80.00		MVR1	R	HDL-3067-R	15.000	16.500	.750	HDL	R
□ MVR2-60	60.00	82.00		MVR2	R	HDLA-3068-R	18.500	20.500	.812	HDLA	R
□ MVR1-65	65.00	85.00		MVR1	R	□ HDL-3069-R	220.00	250.00	15.00	HDL	R
□ MVR2-65	65.00	87.00		MVR2	R	□ HDL-3070-R	1030.00	1070.00	25.00	HDL	R
□ MVR1-70	70.00	90.00		MVR1	R	HDL-3669-R	10.000	12.250	.812	HDL	R
□ MVR2-70	70.00	92.00		MVR2	R	HDL-3750-R	17.000	19.500	.812	HDL	R
□ MVR1-75	75.00	95.00		MVR1	R	HDL-3751-R	17.250	18.750	.687	HDL	R
□ MVR2-75	75.00	97.00		MVR2	R	HDL-3764-R	22.250	24.250	.875	HDL	R
□ MVR1-80	80.00	100.00		MVR1	R	HDL-3791-R	29.500	31.500	1.000	HDL	R
□ MVR2-80	80.00	102.00		MVR2	R	HDL-3835-R	35.000	37.000	.875	HDL	R
□ MVR1-85	85.00	105.00		MVR1	R	HDL-3836-R	35.000	37.500	.875	HDL	R
□ MVR2-85	85.00	107.00		MVR2	R	HDL-3837-R	35.000	38.000	.875	HDL	R
□ MVR1-90	90.00	110.00		MVR1	R	HDL-3858-R	14.875	16.500	.687	HDL	R
□ MVR2-90	90.00	112.00		MVR2	R	HDL-3878-R	28.000	30.500	.875	HDL	R
□ MVR1-95	95.00	115.00		MVR1	R	HDL-3921-R	8.000	9.500	.687	HDL	R
□ MVR2-95	95.00	117.00		MVR2	R	HDL-3933-R	8.375	9.875	.687	HDL	R
□ MVR1-100	100.00	120.00		MVR1	R	HDL-3939-R	8.625	10.125	.687	HDL	R
□ MVR2-100	100.00	122.00		MVR2	R	HDL-3946-R	8.750	10.250	.687	HDL	R
□ MVR1-105	105.00	125.00		MVR1	R	HDL-3954-R	9.000	10.500	.687	HDL	R
HDL-1299-R	6.125	7.625	.687	HDL	R	HDL-3957-R	9.125	10.625	.687	HDL	R
HDL-1705-R	8.500	9.750	.562	HDL	R	HDL-3963-R	9.250	10.750	.687	HDL	R
HDL-3001-R	35.496	37.996	.984	HDL	R	HDL-3981-R	9.500	11.250	.750	HDL	R
HDL-3002-R	32.125	34.125	.750	HDL	R	HDLA-3981-R	9.500	11.250	.750	HDLA	R
HDL-3003-R	35.827	38.077	.687	HDL	R	HDL-3984-R	9.500	11.500	.812	HDL	R
HDL-3004-R	38.000	39.500	.750	HDL	R	HDL-3985-R	9.750	11.250	.687	HDL	R
HDL-3005-R	17.500	19.250	1.000	HDL	R	HDL-3992-R	10.000	11.500	.687	HDL	R
HDL-3006-R	46.004	47.500	.750	HDL	R	HDL-3997-R	10.000	12.000	.812	HDL	R
□ HDL-3007-R	330.00	370.00	18.00	HDL	R	HDL-3999-R	10.125	11.625	.687	HDL	R
□ HDL-3009-R	837.00	889.00	22.22	HDL	R	HDL-4004-R	10.250	11.750	.687	HDL	R
□ HDL-3010-R	420.00	460.00	20.00	HDL	R	HDL-4011-R	10.500	12.000	.687	HDL	R
HDL-3011-R	7.125	8.250	.750	HDL	R	HDL-4017-R	10.500	12.500	.812	HDL	R
□ HDL-3012-R	1055.00	1100.00	25.00	HDL	R	HDL-4023-R	10.750	12.250	.687	HDL	R
□ HDL-3013-R	200.00	240.00	20.00	HDL	R	HDL-4028-R	10.875	12.500	.687	HDL	R
HDL-3014-R	10.750	12.750	.625	HDL	R	HDL-4033-R	10.750	12.500	.875	HDL	R
□ HDL-3015-R	240.00	280.00	20.00	HDL	R	HDL-4036-R	11.000	13.000	.812	HDL	R
□ HDL-3016-R	650.00	714.00	25.00	HDL	R	□ HDL-4039-R	280.00	340.00	20.62	HDL	R
HDL-3017-R	34.250	36.000	.750	HDL	R	HDL-4052-R	11.375	13.375	.812	HDL	R
□ HDL-3019-R	640.00	680.00	20.00	HDL	R	HDL-4056-R	12.375	14.000	.687	HDL	R
□ HDL-3020-R	630.00	670.00	20.00	HDL	R	HDL-4057-R	11.500	13.000	.687	HDL	R
HDL-3021-R	34.500	36.500	1.000	HDL	R	HDL-4063-R	11.500	13.500	.812	HDL	R
HDL-3022-R	25.500	26.750	.750	HDL	R	HDL-4064-R	11.750	13.250	.687	HDL	R
HDL-3023-R	32.000	33.500	.750	HDL	R	HDL-4071-R	12.000	14.000	.750	HDL	R
HDL-3024-R	44.000	46.500	1.000	HDL	R	HDL-4072-R	12.000	14.000	.812	HDL	R
□ HDL-3025-R	520.00	560.00	18.00	HDL	R	HDL-4075-R	12.250	14.250	.812	HDL	R
□ HDL-3026-R	930.00	980.00	22.22	HDL	R	HDL-4076-R	12.375	13.875	.687	HDL	R
□ HDL-3027-R	520.00	570.00	22.00	HDL	R	HDL-4079-R	12.500	14.000	.687	HDL	R
□ HDL-3028-R	1350.00	1415.00	25.00	HDL	R	HDL-4083-R	12.500	14.500	.812	HDL	R
□ HDL-3029-R	470.00	520.00	22.00	HDL	R	HDL-4089-R	12.750	14.250	.687	HDL	R
HDL-3030-R	15.250	17.250	.875	HDL	R	HDL-4093-R	13.000	14.500	.687	HDL	R
HDLA-3031-R	9.000	10.000	.750	HDLA	R	HDL-4099-R	13.000	15.000	.812	HDL	R
□ HDL-3032-R	780.00	844.00	25.00	HDL	R	HDL-4101-R	13.250	14.750	.687	HDL	R
HDL-3033-R	23.500	24.681	.591	HDL	R	HDL-4118-R	14.250	15.750	.687	HDL	R
□ HDL-3034-R	840.00	904.00	25.00	HDL	R	HDL-4121-R	13.500	15.000	.687	HDL	R
□ HDLA-3035-R	270.00	310.00	20.00	HDLA	R	HDL-4128-R	13.500	15.500	.812	HDL	R
□ HDLA-3036-R	340.00	380.00	18.00	HDLA	R	HDL-4128-V	13.500	15.500	.812	HDL	V
□ HDL-3038-R	400.00	440.00	20.00	HDL	R	HDL-4129-R	13.750	15.750	.812	HDL	R
□ HDL-3039-R	220.00	250.00	18.00	HDL	R	HDL-4131-R	14.000	15.500	.687	HDL	R

*Contact manufacturer for availability
Bold numbers are preferred designs

□ Metric numbers

† Includes Bore-Tite on O.D.
 ▲ WasteWatcher numbers

Numerical — complete index

Stock no.	Shaft	Bore	Width of seal	Type and style	Lip code	Stock no.	Shaft	Bore	Width of seal	Type and style	Lip code
HDL-4134-R	14.000	15.750	.750	HDL	R	HDL-4295-R	24.000	26.000	.812	HDL	R
HDL-4135-R	14.000	16.000	.812	HDL	R	HDL-4299-R	25.250	27.250	.750	HDL	R
□ HDLA-4135-R	355.60	406.40	20.62	HDLA	R	HDL-4300-R	25.500	27.000	.875	HDL	R
HDL-4140-R	14.250	16.250	.812	HDL	R	HDL-4301-R	24.250	26.250	.875	HDL	R
HDL-4142-R	14.500	16.000	.687	HDL	R	HDL-4302-R	24.437	26.000	.750	HDL	R
HDL-4145-R	14.500	16.500	.812	HDL	R	HDL-4305-R	24.500	26.500	.875	HDL	R
HDL-4147-R	14.750	16.250	.687	HDL	R	HDL-4308-R	25.000	26.500	.750	HDL	R
HDL-4151-R	15.000	16.500	.687	HDL	R	HDL-4311-R	25.187	26.875	.750	HDL	R
HDL-4156-R	15.000	17.000	.812	HDL	R	HDL-4313-R	26.500	28.500	.875	HDL	R
HDL-4163-R	15.500	17.496	.812	HDL	R	HDL-4315-R	27.500	29.000	.750	HDL	R
HDL-4163-V	15.500	17.496	.812	HDL	V	HDL-4318-R	25.500	27.500	.875	HDL	R
HDL-4170-R	15.750	17.250	.687	HDL	R	HDL-4325-R	26.000	28.000	.875	HDL	R
HDL-4177-R	16.000	17.500	.687	HDL	R	HDL-4326-R	33.000	35.250	.875	HDL	R
HDLA-4177-R	16.000	17.500	.687	HDLA	R	HDL-4329-R	26.125	27.625	.750	HDL	R
HDL-4179-R	16.375	17.875	.687	HDL	R	HDL-4330-R	26.125	28.125	.875	HDL	R
HDL-4180-R	16.000	18.000	.812	HDL	R	HDL-4333-R	27.000	29.000	.875	HDL	R
HDL-4181-R	16.250	17.750	.687	HDL	R	HDL-4336-R	27.626	29.500	.750	HDL	R
HDL-4186-R	16.500	18.500	.812	HDL	R	HDL-4339-R	27.500	29.500	.875	HDL	R
HDL-4187-R	16.500	18.500	.687	HDL	R	HDL-4343-R	28.000	29.500	.750	HDL	R
HDL-4188-R	17.000	18.500	.687	HDL	R	HDL-4344-R	28.000	30.000	.875	HDL	R
HDL-4190-R	17.000	19.000	.812	HDL	R	HDL-4346-R	28.500	30.500	.875	HDL	R
□ HDL-4192-R	440.00	480.00	20.00	HDL	R	HDL-4347-R	29.000	30.500	.750	HDL	R
HDL-4194-R	17.500	19.000	.687	HDL	R	HDL-4348-R	29.000	31.000	.875	HDL	R
HDL-4198-R	17.500	19.500	.687	HDL	R	HDL-4352-R	29.500	31.500	.875	HDL	R
HDL-4199-R	17.625	19.250	.687	HDL	R	HDL-4357-R	30.000	32.000	.875	HDL	R
HDL-4204-R	17.875	19.875	.812	HDL	R	HDL-4358-R	30.000	32.500	.875	HDL	R
HDL-4206-R	18.000	19.500	.687	HDL	R	HDL-4365-R	30.500	32.500	.875	HDL	R
HDL-4210-R	18.000	20.000	.875	HDL	R	HDL-4367-R	31.000	33.000	.875	HDL	R
HDL-4213-R	18.375	19.875	.687	HDL	R	HDL-4373-R	32.312	34.500	.875	HDL	R
HDL-4215-R	18.375	20.000	.750	HDL	R	HDL-4377-R	32.500	34.500	.875	HDL	R
HDL-4216-R	18.500	20.500	.875	HDL	R	HDL-4380-R	32.996	34.685	.787	HDL	R
HDL-4218-R	19.000	20.500	.750	HDL	R	HDL-4381-R	33.000	34.500	.750	HDL	R
HDL-4219-R	19.000	21.000	.875	HDL	R	HDL-4382-R	33.000	35.000	.875	HDL	R
□ HDL-4220-R	485.00	535.00	19.00	HDL	R	HDL-4389-R	33.500	35.500	.875	HDL	R
HDL-4221-R	19.500	21.500	.875	HDL	R	HDL-4399-R	34.000	36.000	.875	HDL	R
HDL-4228-R	19.750	21.750	.875	HDL	R	HDL-4405-R	34.500	36.500	.875	HDL	R
□ HDL-4232-R	500.00	550.00	19.00	HDL	R	HDL-4416-R	35.250	37.250	.875	HDL	R
HDL-4233-R	19.937	21.687	.625	HDL	R	HDL-4417-R	35.375	37.375	.875	HDL	R
HDL-4235-R	20.000	21.500	.750	HDL	R	HDL-4421-R	36.000	38.000	.875	HDL	R
HDL-4236-R	20.000	21.750	.750	HDL	R	HDL-4430-R	36.500	38.500	.875	HDL	R
HDL-4237-R	20.000	22.000	.875	HDL	R	HDL-4434-R	37.000	39.000	.875	HDL	R
HDL-4239-R	20.250	21.750	.750	HDL	R	HDL-4436-R	37.250	39.250	.875	HDL	R
□ HDL-4244-R	530.00	580.00	20.62	HDL	R	HDL-4438-R	37.500	39.500	.875	HDL	R
HDL-4246-R	20.500	22.500	.875	HDL	R	HDL-4448-R	38.000	40.000	.875	HDL	R
HDL-4248-R	20.750	22.750	.875	HDL	R	HDL-4454-R	38.250	40.250	.875	HDL	R
HDL-4253-R	21.000	23.000	.875	HDL	R	HDL-4465-R	39.000	41.000	.875	HDL	R
HDL-4254-R	21.250	23.250	.875	HDL	R	HDL-4470-R	42.248	44.248	1.000	HDL	R
HDL-4255-R	21.250	23.000	.750	HDL	R	HDL-4473-R	42.500	45.000	.875	HDL	R
HDL-4259-R	21.500	23.500	.875	HDL	R	HDL-4475-R	44.000	46.500	.875	HDL	R
HDL-4263-R	21.625	23.625	.875	HDL	R	HDL-4476-R	15.250	17.250	.812	HDL	R
HDL-4265-R	21.750	23.750	.875	HDL	R	HDL-4499-R	8.250	10.250	.812	HDL	R
HDL-4269-R	22.000	23.500	.750	HDL	R	HDL-4533-R	26.500	28.000	.750	HDL	R
HDL-4270-R	22.000	24.000	.875	HDL	R	HDL-4544-R	33.000	35.500	.875	HDL	R
HDL-4271-R	22.500	24.000	.750	HDL	R	HDL-4550-R	33.500	36.000	.875	HDL	R
HDL-4275-R	22.437	24.000	.750	HDL	R	HDL-4553-R	35.500	37.500	.875	HDL	R
HDL-4279-R	22.500	24.500	.875	HDL	R	HDL-4563-R	44.500	46.000	.750	HDL	R
HDL-4281-R	22.750	24.750	.875	HDL	R	HDL-4570-R	38.750	41.000	.875	HDL	R
HDL-4283-R	23.000	24.500	.750	HDL	R	HDL-4610-R	9.375	11.375	.812	HDL	R
HDL-4284-R	23.000	25.000	.875	HDL	R	HDL-4611-R	11.000	12.500	.687	HDL	R
HDL-4285-R	23.000	25.500	.875	HDL	R	HDL-4612-R	12.000	13.500	.687	HDL	R
HDL-4288-R	23.500	25.500	.875	HDL	R	HDL-4613-R	12.250	13.750	.687	HDL	R
HDL-4291-R	23.562	25.375	.750	HDL	R	HDL-4614-R	12.250	13.750	.875	HDL	R
HDL-4292-R	23.625	26.000	.875	HDL	R	HDL-4615-R	15.250	16.750	.687	HDL	R
HDL-4293-R	23.875	26.000	.875	HDL	R	□ HDL-4616-R	390.00	430.00	16.00	HDL	R
HDL-4294-R	24.000	26.000	.875	HDL	R	HDL-4617-R	19.250	20.750	.750	HDL	R

Numerical — complete index

Stock no.	Shaft	Bore	Width of seal	Type and style	Lip code	Stock no.	Shaft	Bore	Width of seal	Type and style	Lip code
HDL-4619-R	20.500	22.000	.750	HDL	R						
HDL-4621-R	21.750	23.250	.750	HDL	R						
HDL-4623-R	24.000	25.500	.750	HDL	R						
HDL-4626-R	27.250	29.250	.875	HDL	R						
HDL-4628-R	28.750	30.750	.875	HDL	R						
□ HDL-4629-R	750.00	814.00	25.00	HDL	R						
HDL-4632-R	32.000	34.000	.875	HDL	R						
HDL-4634-R	33.000	34.650	.787	HDL	R						
HDL-4635-R	41.500	43.500	.875	HDL	R						
HDL-4637-R	43.500	45.500	.875	HDL	R						
HDL-4638-R	43.750	45.750	.875	HDL	R						
HDL-4639-R	48.250	50.250	.875	HDL	R						
□ HDL-4640-R	1105.00	1160.00	22.00	HDL	R						
□ HDL-4979-R	1636.00	1700.00	22.00	HDL	R						
HDL-5033-R	31.250	33.250	.750	HDL	R						
HDL-5054-R	17.500	19.250	.687	HDL	R						
HDL-5259-R	21.000	22.500	.750	HDL	R						
HDL-5312-R	21.000	22.750	.750	HDL	R						
HDL-5482-R	59.000	61.000	.875	HDL	R						
HDL-5921-R	26.000	27.625	.750	HDL	R						
HDL-5989-R	10.125	11.750	.687	HDL	R						
HDL-5990-R	14.750	16.500	.687	HDL	R						
HDL-5991-R	14.000	15.750	.687	HDL	R						
HDL-5992-R	15.312	17.312	.687	HDL	R						
HDL-5995-R	16.000	18.500	.812	HDL	R						
HDL-5998-R	28.000	31.000	.875	HDL	R						
HDL-6239-R	23.750	25.250	1.000	HDL	R						
HDL-6480-R	22.437	24.437	.750	HDL	R						
□ HDL-6666-R	790.00	854.00	25.00	HDL	R						
HDL-6747-R	51.248	53.289	.875	HDL	R						
HDL-6787-R	33.000	34.625	.750	HDL	R						
HDL-6874-R	15.750	17.750	.687	HDL	R						
□ HDL-7393-R	540.00	590.00	24.98	HDL	R						
HDL-7428-R	36.750	39.250	.875	HDL	R						
HDL-7538-R	39.750	42.250	.875	HDL	R						
HDL-7734-R	13.250	14.875	.687	HDL	R						
HDL-7828-R	28.000	29.625	.750	HDL	R						
HDL-8453-R	8.500	10.000	.687	HDL	R						
HDL-8557-R	63.327	65.748	.787	HDL	R						
HDL-8577-R	30.500	33.000	.875	HDL	R						
□ HDL-8594-R	1380.00	1440.00	25.00	HDL	R						
□ HDL-8622-R	1550.00	1610.00	25.00	HDL	R						
□ HDL-8624-R	600.00	640.00	20.00	HDL	R						
HDL-8903-R	45.000	46.625	1.000	HDL	R						
HDL-9176-R	7.875	9.375	.687	HDL	R						
HDL-9984-R	27.000	30.000	.875	HDL	R						
HDL-9986-R	15.750	17.165	.687	HDL	R						
HDL-9988-R	24.000	26.000	.750	HDL	R						
HDL-9990-R	24.437	26.935	1.000	HDL	R						
□ HDL-9992-R	668.00	706.00	25.40	HDL	R						
HDL-9993-R	36.000	38.500	1.000	HDL	R						
HDL-9994-R	43.000	45.500	1.000	HDL	R						
□ HDL-9995-R	565.00	601.00	20.00	HDL	R						
□ HDL-9996-R	360.00	404.00	17.45	HDL	R						
□ HDL-9997-R	513.00	543.00	16.00	HDL	R						
□ HDL-9998-R	990.00	1040.00	25.00	HDL	R						

★Contact manufacturer for availability
Bold numbers are preferred designs

□ Metric numbers

† Includes Bore-Tite on O.D.
 ▲ WasteWatcher numbers

Type and style illustrations



Type and style illustrations



Type and style illustrations



Type and style illustrations




SLA2



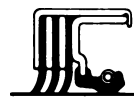
SPEEDI-SLEEVE



TL1



TL2



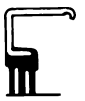
TL4



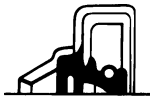
TL5



TL6



TL7



TL8



VR1



VR2



VR3



VR4




VR5



W1



WS



X3



X4



X9



X12



X13



X14



X15



XH15



23WP

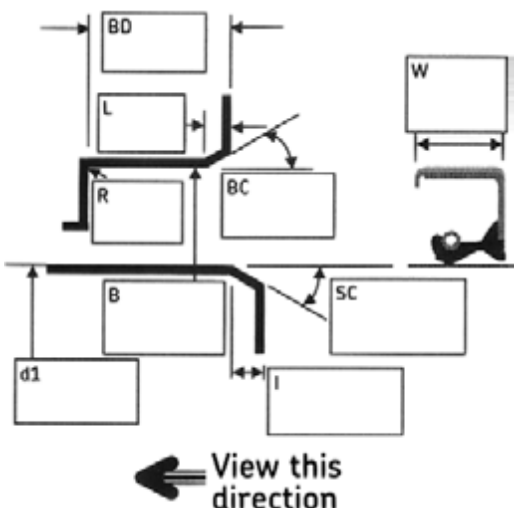
Glossary of seal terms

Bonded Seal:	Design feature of a type of radial lip seal. The heel of the sealing element is attached (Bonded) to the seal case by an adhesive during the molding operation.
Bore, Housing: (Bore, Seal)	A cylindrical surface which mates with the outside surface of the seal outer case.
Case, Inner: (Shell, Inner)	A rigid, cup-shaped component of a seal assembly, which is placed inside the outer seal case. It can function as: reinforcing member, shield, spring retainer, lip-clamping device.
Case, Outer: (Shell, Outer)	The outer, cup-shaped, rigid structure of the lip seal assembly. Acts as a protective cover for the head of the sealing element.
Dynamic Run-out:	Amount by which a shaft does not rotate around a true center. Also known as shaft eccentricity. Measured in Total Indicated Reading (T.I.R.).
Dynamic, Seal:	A seal which has rotating, oscillating, or reciprocating motion acting upon it.
Durometer:	An instrument which measures with an indentor point the hardness of rubber by penetration, without puncturing the surface of the rubber.
Elastomer:	An elastic rubberlike substance, such as natural or synthetic rubber.
F.P.M.:	Feet Per Minute; used as a measure of shaft speed instead of R.P.M. To convert R.P.M. into F.P.M., use formula $.262 \times \text{R.P.M.} \times \text{diameter (inches)} = \text{F.P.M.}$
Fluid Side:	Side of the seal which in normal use faces toward the fluid being sealed.
Garter Spring:	Coiled wire spring with its ends connected. It is used for maintaining a sealing force between the sealing element and a sealing surface.
Machine Lead:	Spiral grooves similar to a screw thread on a shaft surface that can result from improper finishing process; may result in early leakage.
Primary Lip:	The flexible elastomeric component of a lip seal, which contacts the rotating surface.
R_A:	The average of all peaks and valleys from the mean line within cut-off (.010" or .254mm). Ra does not describe the surface profile (texture) and two shafts with the same Ra value can have very different surface characteristic.
R_{PM}:	Average peak to mean height.
Run-In:	The period of initial operation during which the seal-lip wear rate is greatest and the contact surface is developed.
Run-Out:	That run-out to which the seal lip is subjected due to the outside diameter of the shaft not rotating in a true circle. Usually expressed as T.I.R. (Total Indicator Reading).
R_{Z (din)}:	Average peak to valley height.
Scoring:	A type of wear in which the working surface of the shaft is grooved.
Seal, Head Section:	The portion of a lip seal which is generally defined by the inside and outside lip surfaces and the spring groove.
Seal, Heel Section:	The portion of the lip seal which is attached to the seal case.
Seal, Outside Diameter:	The external diameter of a lip seal assembly. Usually the outside diameter of the outer seal case.
Seal Width:	The over-all axial dimension of the lip-seal assembly. Normally the total width measurement of the outer seal case.
Sealing Element:	The normally flexible elastomeric component of a lip-seal assembly which rides against the shaft.
Secondary Lip:	A short, non-spring loaded lip which is located at the outside seal face of a radial lip seal. Used to exclude contaminants.
Shaft Diameter:	The outside diameter of the shaft at the location where the seal is mounted.
Shaft Finish:	The relative roughness, usually expressed in micro inches, of the outside diameter of the shaft. The smaller the number, the smoother the finish.
Shaft Seal:	Generally considered to be a lip seal or an oil seal, but a broad definition could include any sealing device mounted on a shaft or sealing a shaft.
Sleeve, Wear:	A replaceable metal ring. Generally used in assemblies to eliminate expensive shaft replacement caused by grooving that may occur at the seal-shaft interface.
S.T.B.M.:	Shaft-to-Bore-Misalignment, the amount by which the shaft is off center, with respect to the bore's center.

General index

Subject	2005 Issue page no.	Subject	2005 Issue page no.
Abrasion resistance	5A	Quill wiper seals	35A
Adjustable lug	29A, 30A	Recommended operation conditions	16A, 18A
All rubber split and solid seals	32A	Seal designs	16A, 18A
Axial clamp seals; Installation	41A	Seal group operating description	16A, 18A
Axial clamp seal connector torque	41A	Sealing element materials substitutions	24A
Back-up washers (BUW)	51A	Sealing element materials	3A, 4A, 6A
Bar code (UPC) label	23A	Separators, split seals	35A
Bearing Isolator	40A	Shaft size, estimating	24A
Belleville washers	42A	Shaft tolerance chart	27A
Bore-Tite	4A	Shelf life (Material)	15A
Bore tolerance chart	25A	Silicone (Lip code: S)	3A, 6A
Butt-joint (no gap)	41A	Sirvon rings, Teflon	55A, 56A
Buttons (Lugs/Seal spacers)	29A, 30A	Spacer lugs	27A, 28A
Case material	4A	Spark-free I.D.	27A
Compound compatibility chart	6A	Speedi-Sleeves (shaft repair sleeves)	43A
Control wire spring connection	32A	Split seals	32A
Counterface	36A	Spring connections (Threaded, hook & eye)	31A, 32A
Cover plates (Seal retainers)	32A	Spring connections (Control wire)	31A, 32A
Defender	40A	Spring materials	4A
DRO (Dynamic Runout)	17A, 19A	Spring-Kover	29A
Dry running	36A	Spring Lock	29A, 31A
Duralip (Lip code: D)	3A, 6A	Square-Bore housings (HDDF seals)	42A
Durometer	6A	Standard line (Preferred design)	16A, 18A
Eccentricity, shaft	27A	STBM (Shaft-to-bore misalignment)	17A, 19A
Estimating shaft size	24A	Stock number: known	24A
Exclude water	36A, 41A	Stock number: Not known	24A
Felt washers	206	Stock number: Part numbering system	23A
Fixed-width lugs	29A, 30A	Substitute lip materials	24A
Fluorocarbon (PTFE) (Teflon) (Lip code: T)	3A, 38A	Surface finish	26A, 27A
Fluoroelastomer (LongLife) (Lip code: V)	3A, 5A	Teflon (PTFE) (Fluorocarbon) (Lip code: T)	4A, 38A, 39A
Frictional torque, generates 20% less	20A	Temperature ranges	6A, 17A, 19A, 21A
Gap; none (Butt-Joint)	41A	TFE (Teflon) (Fluorocarbon) (Lip code: T)	4A
Gap; one inch: 1" (25.4mm)	41A	Threaded spring connection	32A, 33A, 49A
Heat, generates 25-35% less	20A	TIR (Total indicated reading)	27A, 21A
Hook & eye spring connection	32A, 49A	Torque; axial clamp seal connector	41A
How to use this catalog	1A	Torque, frictional, generates 20% less	20A, 21A
Hydrodynamic pumping action	20A	Troubleshooting	47A
Installation, axial clamp seals	41A	V-Ring designs	36A
Installation tips	48A	V-Ring material color coding	36A
Lapped mating surfaces (HDDF seals)	42A	Washers, back-up (BUW)	51A
LongLife (Fluoroelastomer lip code "V")	3A, 5A	Washers, Belleville	42A
Lugs (Seal spacers)	29A, 30A	Washers, felt	206
Material and compound selection guide	3A, 4A, 6A	Wastewater	22A
Mating ring (HDDF seal)	42A	Water, exclude	36A, 41A
Mechanical (HDDF) seal	42A	Wavesal	20A
Multiple split seal installation	35A, 49A	Wear sleeve tolerance chart	46A
Nitrile (Lip code: R)	3A, 6A	Zero-interference (Dirt lip)	20A
One inch gap: 1" (25.4mm)	41A		
Operating conditions	16A, 18A, 42A		
Polyacrylate (Lip code: P)	3A, 6A		
Pressure tolerance	17A, 19A, 21A		
Pumping action, hydrodynamic	20A		
Purple dot, V-Ring material mark	36A		

Typical Application Profile Form

• Critical information		Date _____			
• SKF Distributor Name/Account #		• Dimension: <input type="checkbox"/> Inch <input type="checkbox"/> MM 			
• Location/Corp #		d1 Shaft dia. B Bore dia. BD Bore depth SC Shaft chamfer BC Bore chamfer I Shaft chamfer length L Bore chamfer length R Corner chamfer (if W > BD) W Seal width X Unknown			
Contact					
End user company					
End user Address/Contact/Phone					
Application & type of equipment		Lip material type _____		Seal type _____	
Prototype date	Production date	Installation direction into bore		Shaft installation direction	
Qty: _____	Qty: _____	<input type="checkbox"/> <input type="checkbox"/>		<input type="checkbox"/> <input type="checkbox"/>	
Shaft	Material _____	Hardness _____	Roughness _____	Finish method _____	
Bore	Material _____	Hardness _____	Roughness _____	Finish method _____	
• Motion	Bore rotating <input type="checkbox"/>	• RPM Normal _____ Max _____		Direction (View from dust lip side) C.W. <input type="checkbox"/> C.C.W. <input type="checkbox"/> Bi-rotational <input type="checkbox"/>	
	Shaft rotating <input type="checkbox"/>	Dynamic Runout (DRO) _____	STBM _____	End play _____	Frequency of rotation _____
	Reciprocating <input type="checkbox"/>	Stroke length _____	CYC/Min _____		Additional requirements _____
	Oscillating <input type="checkbox"/>	Degrees of arc _____	CYC/Min _____		
Medium to be sealed	In _____	Type _____ Level _____ <input type="checkbox"/> Flooded <input type="checkbox"/> Mist <input type="checkbox"/> Dry			
	Out _____	Type _____			
• Temp	<input type="checkbox"/> F° <input type="checkbox"/> C°	Normal _____	Minimum _____	Max _____	
• Press	<input type="checkbox"/> PSI <input type="checkbox"/> kPa <input type="checkbox"/> Other	Normal _____	Max _____	<input type="checkbox"/> Contin <input type="checkbox"/> Pulsat <input type="checkbox"/> Spike	Validation / In process test Spec# _____ <input type="checkbox"/> Yes <input type="checkbox"/> No Quality requirements _____ Customer spec number _____

WARNING: Proper selection of the products listed for sale in this catalog is essential to minimize the risk of any seal, bearing or other product failure. Such failures can result in property damage or severe personal injury to operators of machinery, vehicles or to others. You must carefully evaluate the particular application on or into which you intend to install the products. Products in this catalog require installation by an experienced professional mechanic or qualified maintenance professional.

The product properties and operating parameters described in this catalogue are based upon tests conducted by SKF or reported by others. SKF does not assume any responsibility for errors in the data published in this catalog. The life and performance of the products ultimately depend on a number of factors. These include, for example, selection of product design type, selection of materials for their different properties, handling and installation, operating conditions, including shaft surface or bore conditions, the quantity, quality and chemistry of lubricants and other factors. Severe environments can adversely effect product life or performance. For help in realizing longer SKF product life, and optimal performance for your specific application, contact SKF's Customer Services Department at 1-800-882-0008. You can also submit to our attention the Engineering Work Request form found at the end of this catalogue or visit our web site at <http://www.vsm.skf.com>.

LIMITED WARRANTY

SKF as the seller of the products contained in this catalog warrants to the first user/purchaser that the products sold by it, when properly installed, will be free from defects in material and workmanship. SKF's sole obligation and liability for any defect found to exist in a product sold by SKF contrary to this warranty, and purchaser's sole and exclusive remedy for such defect, shall be limited to: (A) SKF furnishing without additional charge to purchaser, including transportation, a replacement for any of the products sold by SKF which are found by SKF to be defective contrary to this limited warranty, and (B) in the case of products which cannot be repaired or replaced by SKF, SKF shall credit or refund purchaser the purchase price paid therefore; provided, that SKF is advised in writing of such product non-conformance within thirty (30) days of the date of discovery thereof, and that the non-conforming product is returned f.o.b. to SKF's designated warehouse promptly thereafter, but in any case not later than twelve (12) months from the date of original shipment of the product to purchaser by SKF. In no event shall SKF be obligated under this warranty or otherwise in any way whatsoever for normal wear and tear, or for any products sold by SKF which, after delivery by SKF and in SKF's sole determination, have been subjected to accident, abuse, misapplication, improper or faulty repair or installation, improper or faulty maintenance or lubrication, any alteration or neglect, excessive loading or other excessive operating conditions, or for defects caused by or resulting from purchaser's specifications or designs or otherwise caused by purchaser. **TO THE FURTHEST EXTENT PERMITTED UNDER APPLICABLE LAW, SKF DISCLAIMS LIABILITY, IN TORT OR CONTRACT, IN NEGLIGENCE, STRICT LIABILITY, OR OTHERWISE, FOR ANY OTHER REMEDY OR DAMAGE, WHETHER DIRECT OR INDIRECT, INCIDENTAL OR CONSEQUENTIAL WITH RESPECT TO ITS PERFORMANCE HEREUNDER, INCLUDING WITHOUT LIMITATION WITH RESPECT TO THE PRODUCTS SOLD OR PROVIDED HEREUNDER BY SKF, AND ITS PROVISION OF ANY RELATED SERVICES. THIS EXPRESS WARRANTY IS TO THE EXCLUSION OF ALL OTHER WARRANTIES, EXPRESS OR IMPLIED, INCLUDING WARRANTIES OF MERCHANTABILITY OR FITNESS FOR A PARTICULAR PURPOSE. COSTS INCURRED FOR ROUTINE MAINTENANCE ARE NOT COVERED BY THIS WARRANTY.** Without limiting the generality of the foregoing disclaimer, SKF specifically disclaims liability to purchaser for any loss, cost, or damage incurred as a result of equipment downtime, or loss of use or availability of worksite, lost revenues or lost profits, or losses or liability arising, regardless of whether SKF is on notice of the possibility of such damage or loss and did or could have anticipated same. No other person has been authorized by SKF to undertake or make on behalf of SKF any further representation, warranty or guarantee in addition to or contrary to SKF's warranty made herein or contrary to the limitations and disclaimers provided herein. The exclusive remedies provided in this limited warranty shall not be deemed to have failed of their essential purpose so long as SKF is willing and able to perform to the extent and in the manner prescribed in this warranty.


INFORMATION: Inquiries can be directed to: SKF Customer Services Department, 890 North State Street, Elgin, IL 60123 USA, or call 1-800-882-0008.

LIMITATION ON RETURNS: Any product that is not in conformance with purchaser's description given in its order is returnable for credit or replacement by SKF, provided that SKF is advised in writing by purchaser of such non-conformance within 30 days after the product's delivery to purchaser by SKF, and only after written authorization therefore is given by SKF. Approved returns must be shipped freight prepaid and arrive in good, saleable condition to qualify for credit or replacement.

NOTICE: The SKF part numbering systems for the SKF products are proprietary to SKF. Any improper or unauthorized use of these numbering systems, including adoption or use of any of their part numbers or part number lists, even where the subject of modification or addition, is strictly prohibited and will be prosecuted by SKF as a violation of U.S. and foreign copyright, trademark and unfair competition laws. In addition, use of any SKF trademarks, trade names or packaging schemes, systems, colors or designs is likewise considered a violation of the trademarks, trade names and trade identities rights of SKF USA Inc. and their affiliates. Possible violation of such use should be brought to the attention of SKF: SKF USA Inc., 890 North State Street, Elgin, Illinois 60123 USA, Attn: Catalog Manager.



NO POSTAGE
NECESSARY
IF MAILED
IN THE
UNITED STATES



BUSINESS REPLY CARD


FIRST CLASS PERMIT NO. 354 ELGIN, IL

POSTAGE WILL BE PAID BY ADDRESSEE

SKF Sealing Solutions
890 N. State St., Suite 200
Elgin, IL 60123-9857



NO POSTAGE
NECESSARY
IF MAILED
IN THE
UNITED STATES



BUSINESS REPLY CARD


FIRST CLASS PERMIT NO. 354 ELGIN, IL

POSTAGE WILL BE PAID BY ADDRESSEE

SKF Sealing Solutions
890 N. State St., Suite 200
Elgin, IL 60123-9857



NO POSTAGE
NECESSARY
IF MAILED
IN THE
UNITED STATES



BUSINESS REPLY CARD


FIRST CLASS PERMIT NO. 354 ELGIN, IL

POSTAGE WILL BE PAID BY ADDRESSEE

SKF Sealing Solutions
890 N. State St., Suite 200
Elgin, IL 60123-9857



NO POSTAGE
NECESSARY
IF MAILED
IN THE
UNITED STATES



BUSINESS REPLY CARD

FIRST CLASS PERMIT NO. 354 ELGIN, IL

POSTAGE WILL BE PAID BY ADDRESSEE

SKF Sealing Solutions
890 N. State St., Suite 200
Elgin, IL 60123-9857



Catalog Comment Card

- Not For Catalog Requests-

Please use this card to comment on any SKF Publication. Please mark appropriate catalog:

457010 457012 Other _____

Date of Issue _____ Page No. _____

Comments: _____
(Please type or print clearly)

_____ Reply Requested **INTERNAL USE ONLY**
Reply Date

Company Name _____

Address _____

City _____ State _____ Zip _____

Name and Title _____

Phone _____ Date _____

For Catalog Requests, please call 1-800-882-0008

Catalog Comment Card

- Not For Catalog Requests-

Please use this card to comment on any SKF Publication. Please mark appropriate catalog:

457010 457012 Other _____

Date of Issue _____ Page No. _____

Comments: _____
(Please type or print clearly)

_____ Reply Requested **INTERNAL USE ONLY**
Reply Date

Company Name _____

Address _____

City _____ State _____ Zip _____

Name and Title _____

Phone _____ Date _____

For Catalog Requests, please call 1-800-882-0008

Catalog Comment Card

- Not For Catalog Requests-

Please use this card to comment on any SKF Publication. Please mark appropriate catalog:

457010 457012 Other _____

Date of Issue _____ Page No. _____

Comments: _____
(Please type or print clearly)

_____ Reply Requested **INTERNAL USE ONLY**
Reply Date

Company Name _____

Address _____

City _____ State _____ Zip _____

Name and Title _____

Phone _____ Date _____

For Catalog Requests, please call 1-800-882-0008

Catalog Comment Card

- Not For Catalog Requests-

Please use this card to comment on any SKF Publication. Please mark appropriate catalog:

457010 457012 Other _____

Date of Issue _____ Page No. _____

Comments: _____
(Please type or print clearly)

_____ Reply Requested **INTERNAL USE ONLY**
Reply Date

Company Name _____

Address _____

City _____ State _____ Zip _____

Name and Title _____

Phone _____ Date _____

For Catalog Requests, please call 1-800-882-0008



SKF
890 North State Street, Suite 200
Elgin, Illinois 60123
1-800-882-0008 (U.S.)
1-866-832-6753 (Canada)
website: www.skf.com

© 2005 SKF Group All Rights Reserved
Printed in the U.S.A. Form No. 457010
(Rev. 09/05)