

# SKF Belt Tension System



The SKF way to support transmission

- Easy
- Quick
- Repeatable



# SKF Belt Tension System

## An innovative solution for belt drives

It is known that belts need to be changed regularly, should have the correct tension and that belt drives need correct alignment. Good maintenance for belt drives requires time and effort.

Now belt maintenance can be done quickly and easily. The SKF Belt Tension System provides the solution. Once the SKF Belt Tension System is installed, belt adjustment and belt replacement can be done in minutes while keeping the required precision for alignment and belt tension. Checking the belt tension is reduced to connecting a hand-held hydraulic pump, reading the pressure on the gauge and adjust the pressure to the initially taken pressure, if necessary.

- **Easy alignment**  
Alignment is necessary only once, independent of the number of belt replacements.
- **Quick adjustments**  
Belt tension can be quickly adjusted.
- **Repeatable results**  
Regular checks are possible and belt tension can be set by only adjusting the pressure.

## Unique function provides various benefits

The SKF Belt Tension System enables controlled moving of the motor axis by hydraulic cylinders. With a hand-held hydraulic pump the cylinders of the SKF Belt Tension System are moved upwards or downwards. Increasing or releasing the hydraulic pressure moves the motor and increases or releases the belt tension which is directly related to the pressure in the cylinders.

## Only two additional tools

To operate an SKF Belt Tension System, only a hand-held hydraulic pump with pressure gauge and a hammer are required.

## Initial installation

For initial installation, the SKF Belt Tension System is mounted between the motor and support surface (→ fig. 1). As usual, motor and driven unit then need to be aligned. This should be done using laser alignment tools, e.g. the SKF BeltAlign TMEB 2 tool.

Then the belt is installed. The belt is placed, as usual, over the two pulleys. A hand-held hydraulic pump, e.g. the SKF THPT 1, has to be connected (→ fig. 2). By increasing the hydraulic pressure (→ fig. 3), the SKF Belt Tension System moves the motor until the correct belt tension is reached (→ fig. 4). The hydraulic pressure for the correct tension of the belt is recorded for future re-adjustment.

As a last step, the cylinders are fixed mechanically and the hydraulic pump can be removed. Mechanical fixing is done easily with a hammer (→ fig. 5).

## Easy and reliable tension check

Checking and adjusting the belt tension will become an easy exercise:





- Connect the hand-held hydraulic pump
- Pump up a low pressure
- Release the mechanical fixing
- Check the hydraulic pressure and, if necessary, increase it to the pressure that was noted during the initial installation
- Fix the cylinders again mechanically
- Remove the pump

That means that maintenance is reduced to no more than checking the pressure value.

## Quick belt replacements

A belt replacement is only little more than a tension check:

- Connect the hand-held hydraulic pump
- Pump up a low pressure
- Release the mechanical fixing
- Lower the motor, by release of the hydraulic pressure, until the belt hangs loose
- Replace the belt
- Pump until the correct pressure value is reached
- Fix the cylinders mechanically
- Remove the pump







## Potential industries for using the SKF Belt Tension System

The SKF Belt Tension System is useful and time saving in all industries where short maintenance times, high production and consistently high quality is required, including:

- Food and beverage
- Pulp and paper
- Mining and mineral processing
- Metalworking
- Chemical and petrochemical
- Material Handling

For most common motor sizes there is an appropriate size of the SKF Belt Tension System: either the 1 cylinder or the 2 cylinder version.

## Reasons for implementing this unique SKF Belt Tension System

Mounting drive units within any kind of production or transportation system always requires precision for the correct positioning. Only this ensures a long service life of the belt and all associated components. The SKF Belt Tension System provides benefits for the belt-driven system by improving the reliability of the whole system.

### Benefits for the belt-driven system:

- Assured repeatable maintenance quality
- Quick and reliable tension checks
- Easy preventive maintenance
- Safe, simple and fast belt replacement

### Reliability for the whole system:


- Reduced costs, due to prolonged belt life
- Higher uptime of the whole system due to less time-consuming breakdowns
- Less vibrations and therefore also higher efficiency, due to correct belt tension
- Easy maintenance procedure thereby minimizing the risk of injuries

### Motor sizes according to IEC

The SKF Belt Tension System is available for nine IEC motor sizes. It is standardized to suit the range of IEC motor dimension classes from 160 up to 400. (acc. IEC 60072)



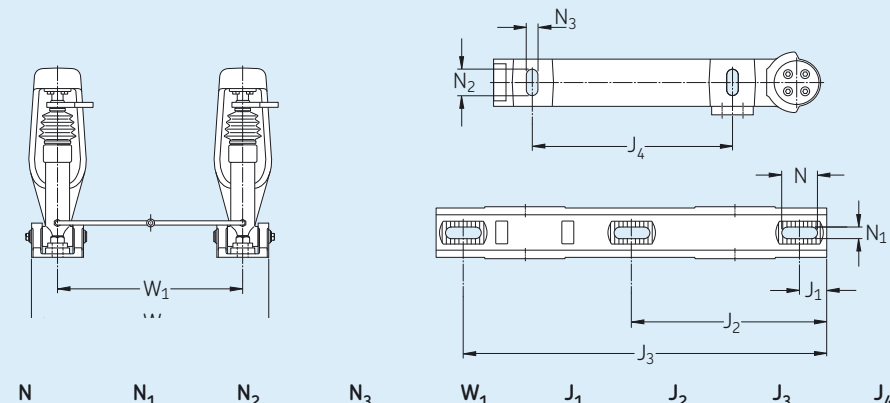
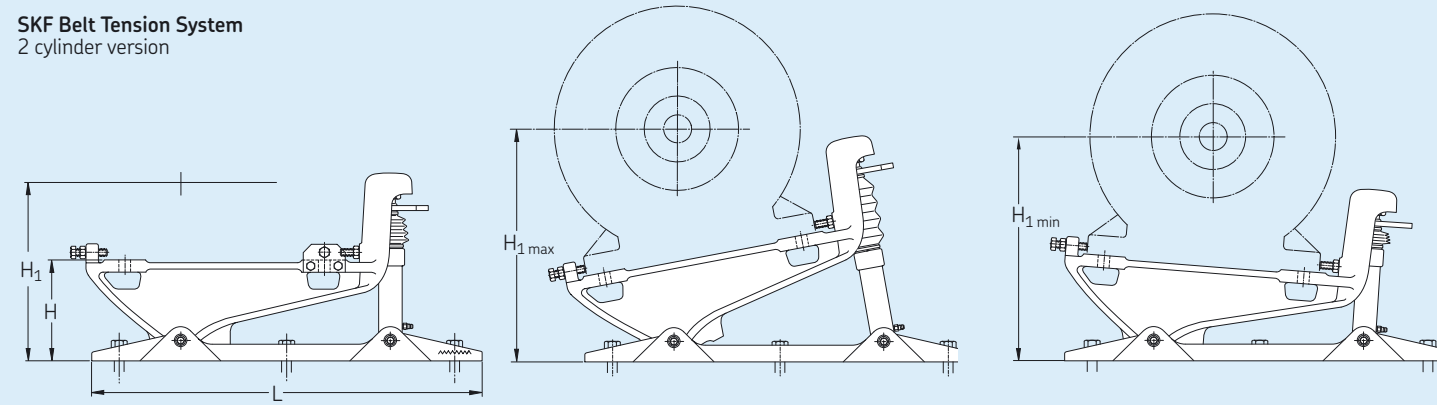
SKF Belt Tension System with 1 cylinder, IEC motor class 160 – 180



SKF Belt Tension System with 2 cylinders, IEC motor class 200 – 400

Table 1

**SKF Belt Tension System**  
2 cylinder version



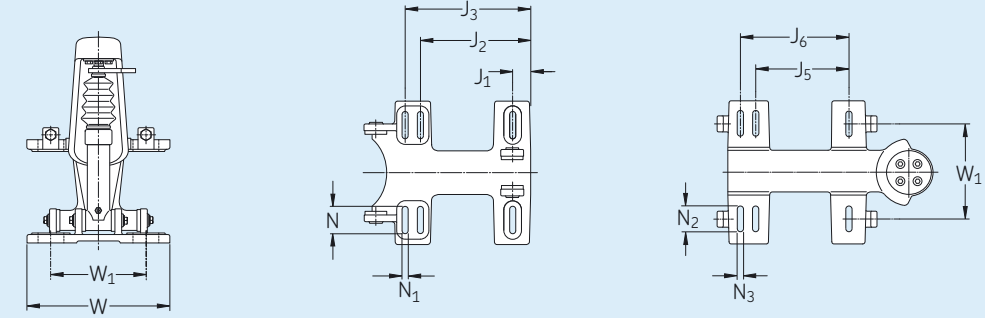
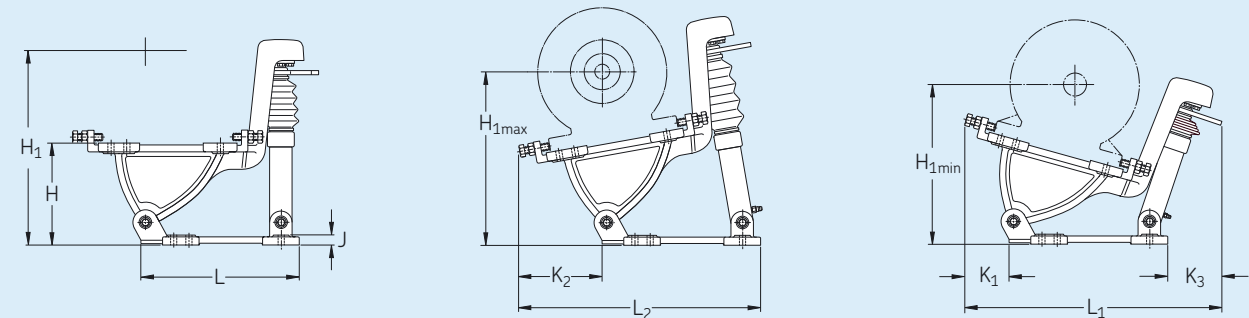
Designation	IEC motor class	L	W	mass	H	H <sub>1</sub>	H <sub>1min</sub>	H <sub>1max</sub>	N	N <sub>1</sub>	N <sub>2</sub>	N <sub>3</sub>	W <sub>1</sub>	J <sub>1</sub>	J <sub>2</sub>	J <sub>3</sub>	J <sub>4</sub>	used cylinders
		mm		kg	mm				mm									
PHL 200/225 H1	200	812	526	116	250	457	433	468	100	22	50	20	A	70	394	743	318	2 x 35
	225	812	526	116	250	480	460	488	100	22	50	20	A	70	394	743	356	2 x 35
PHL 250/280 H1	250	930	642	138	250	506	484	517	100	28	60	24	A	70	453	861	406	2 x 35
	280	930	642	138	250	535	517	541	100	28	60	24	A	70	453	861	457	2 x 35
PHL 315 H1	315	1000	732	152	250	569	553	576	100	28	60	30	A	70	488	931	508	2 x 35
	355	1050	871	230	295	652	634	659	100	33	70	35	A	70	513	981	610	2 x 35
PHL 400 H1	400	1150	1041	268	295	696	681	703	100	33	70	35	A	70	563	1081	686	2 x 50

For belts longer than 8 m and tension angles greater than 45° please contact SKF. For applications that are not horizontally mounted please contact SKF. Accessories and spare parts available.

A: According to motor length

Table 2

**SKF Belt Tension System**  
1 cylinder version

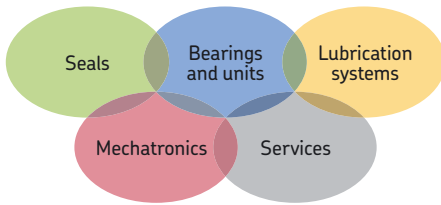


Designation	IEC motor class	L	L <sub>1</sub>	L <sub>2</sub>	H	W	mass	H <sub>1</sub>	H <sub>1min</sub>	H <sub>1max</sub>	K <sub>1</sub>	K <sub>2</sub>	K <sub>3</sub>	N	N <sub>1</sub>	N <sub>2</sub>	N <sub>3</sub>	W <sub>1</sub>	J <sub>1</sub>	J <sub>2</sub>	J <sub>3</sub>	J <sub>5</sub>	J <sub>6</sub>	used cylinders
		mm					kg	mm						mm										
PHL 160/180 H1	160	414	653	616	256	360	50	412	385	422	107	201	131	55	16	55	16	A	50	304	329	254	279	1 x 35
	180	414	679	643	256	360	50	433	408	440	134	228	131	55	16	55	16	A	70	304	329	254	279	1 x 35

For belts longer than 8 m and tension angles greater than 45° please contact SKF. For applications that are not horizontally mounted please contact SKF. Accessories and spare parts available.

A: According to motor length





### The Power of Knowledge Engineering

Drawing on five areas of competence and application-specific expertise amassed over 100 years, SKF brings innovative solutions to OEMs and production facilities in every major industry worldwide.

These five competence areas include bearings and units, seals, lubrication systems, mechatronics (combining mechanics and electronics into intelligent systems), and a wide range of services, from 3-D computer modelling to advanced condition monitoring and reliability and asset management systems.

A global presence provide SKF customers uniform quality standards and universal product availability.



### Power transmission products

are the vital link between moving parts. They play an important role in many industries. More than 27 000 power transmission items are offered with the high standard of SKF quality. The SKF world-wide warehouse and logistic system enable distributors and end users to have smaller stock levels and less capital invested in inventory. ([www.skfptp.com](http://www.skfptp.com))



### SKF BeltAlign TMEB 2

Precision by laser alignment of the pulleys. With only 2 components (emitting and receiving) you get information about horizontal, vertical and parallel accuracy of pulley and belt. Reduced wear, increased life time, less vibrations and noise allows easy, time and cost saving work. ([www.mapro.skf.com](http://www.mapro.skf.com))



### SKF Belt Frequency Meter

A two component system consisting of a hand-held meter attached to a sensor for contact-free belt tension measurement. The tool is easy to use and offers accurate measurement of belt tension for three belt types: V-Belts, Multi-V-Belts and Timing Belts. With the correct belt tension the service life of the whole belt drive is increased as well as the service life of associated bearings. ([www.skfptp.com](http://www.skfptp.com))

© SKF is a registered trademark of the SKF Group.

© SKF Group 2008

The contents of this publication are the copyright of the publisher and may not be reproduced (even extracts) unless permission is granted. Every care has been taken to ensure the accuracy of the information contained in this publication but no liability can be accepted for any loss or damage whether direct, indirect or consequential arising out of the use of the information contained herein.

Publication 6702 EN · April 2008

Printed in Sweden on environmentally friendly paper.

[skf.com](http://skf.com)

