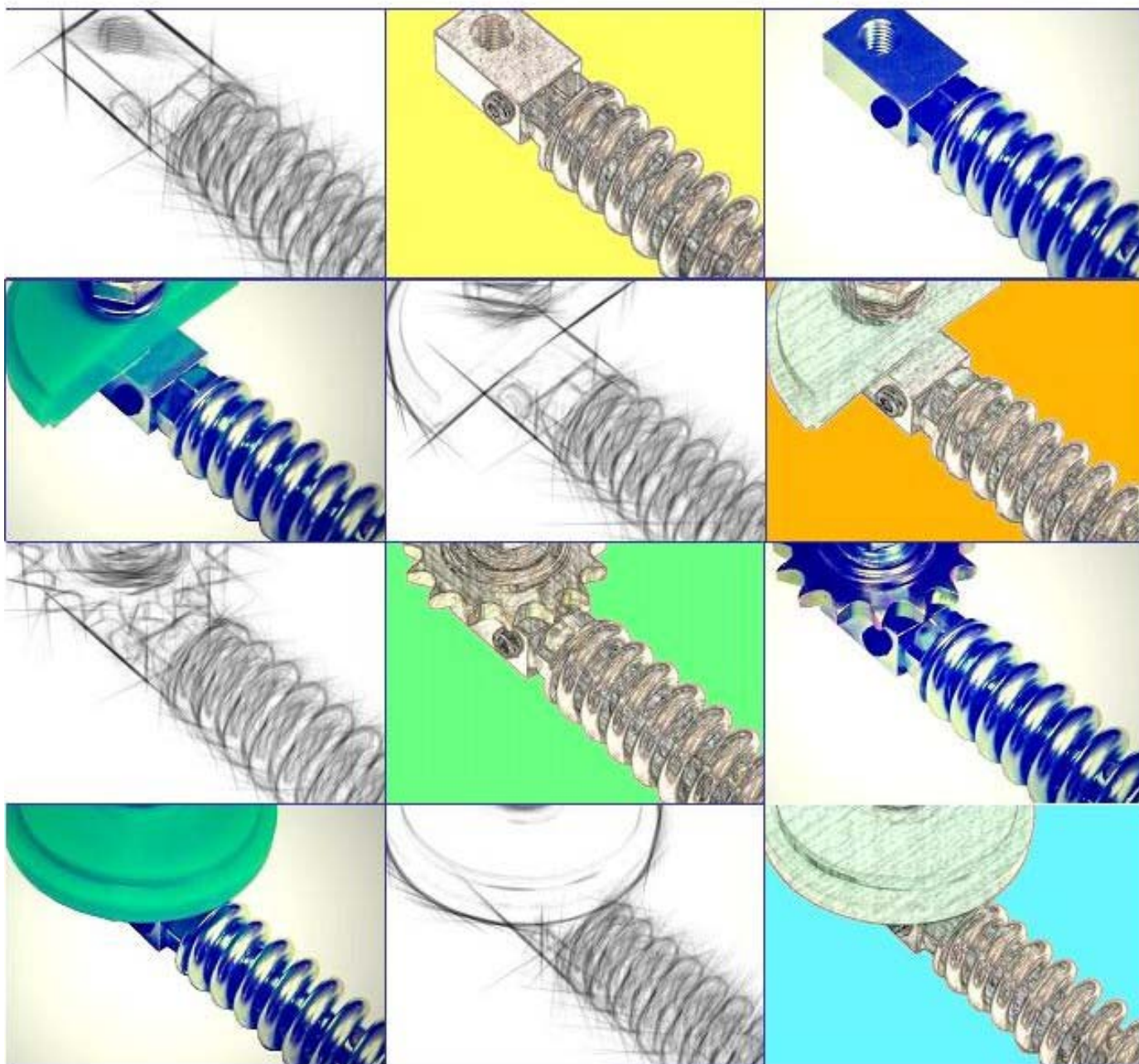




C 2013

BREVETTATO - PATENTED



(I)  
(GB)



**TECNIDEA CIDUE**  
S.r.l.



## ARCO - Brevettato

### ELEMENTO ELASTICO ASSIALE A ROTAZIONE A MOLLA – TENDICATENA AUTOMATICO – TENDICINGHIA AUTOMATICO

**Principali caratteristiche:** Robusto, Ridotto ingombro, lavora ad Alte e Basse temperature, Rotazione  $\pm 40^\circ$  oppure  $\pm 90^\circ$ , Componenti in acciaio, Carico sviluppato proporzionale. Molla ingrassata con guaina di protezione, Versatili sistemi di montaggio, Applicazioni originali ed innovative.

Gli articoli ARCO sono elementi elastici con funzionamento a rotazione. Gli angoli che si possono realizzare sono  $\pm 40^\circ$  e  $\pm 90^\circ$ . Le contenute dimensioni d'ingombro permettono di alloggiarlo anche in spazi ristretti. Enormemente utili risultano essere le ben 5 diverse posizioni di montaggio, che consentono di poterlo impiegare, in qualsiasi, situazione, senza dover costruire delle staffature particolari. La forma cubica della base di fissaggio, consente di poterlo montare e caricare (a mezzo chiave esagonale) con estrema semplicità. Normalmente vengono forniti in acciaio zincato, ma su richiesta possiamo realizzarli anche con altri tipi di finitura. Essendo completamente in metallo possono sopportare con facilità le situazioni più gravose, tipo alte o basse temperature e con particolari trattamenti anche quelle ove vi siano problemi chimico-fisici. I prodotti con guaina in gomma, aumentano le possibilità di applicazione in quanto sono maggiori le caratteristiche tecniche che li caratterizzano. In questi articoli la molla utilizzata è grezza ed oleata (a richiesta può essere utilizzato un grasso specifico) ed è ricoperta da una guaina in gomma che la ripara dall'ambiente circostante quali sporco ed agenti aggressivi esterni. La guaina in gomma è molto importante in quanto isola la molla dagli altri componenti e assorbe in larga parte le vibrazioni. Per applicazioni particolari possiamo fornire elementi elastici che possono operare da  $-50^\circ\text{C}$  a  $+300^\circ\text{C}$ . La particolare costruzione garantisce un funzionamento silenzioso, di grande affidabilità, permette innumerevoli e vantaggiose soluzioni di montaggio ed inoltre risolve con semplicità i vari problemi applicativi. Il principale settore d'impiego degli elementi elastici Arco è quello del tensionamento di catene e cinghie; ma come si può osservare i suoi utilizzi sono molteplici: gruppi di pressione – deceleratori – supporti di rulli, di nastri e di reti, sostegno per elementi in vibrazione tipo motori, compressori, vibratori, piani vibranti ecc. Il catalogo è diviso in due parti: nella prima sono illustrate le numerose versioni degli elementi elastici base e nella seconda vengono invece descritti gli accessori (KIT) che possono essere ad essi abbinati. A pagina 145 e 146 è illustrata la tabella di scelta kit che sintetizza le varie possibilità di abbinamento fra gli elementi elastici base e gli accessori. Per ulteriori chiarimenti o per applicazioni diverse da quelle qui illustrate vi invitiamo a consultarci, lieti di mettere a Vostra disposizione la nostra esperienza.

## ARCO - Patented

### AXIAL ELASTIC ELEMENT WITH SPRING ROTATION – AUTOMATIC CHAIN-TIGHTENER – AUTOMATIC BELT-TIGHTENER

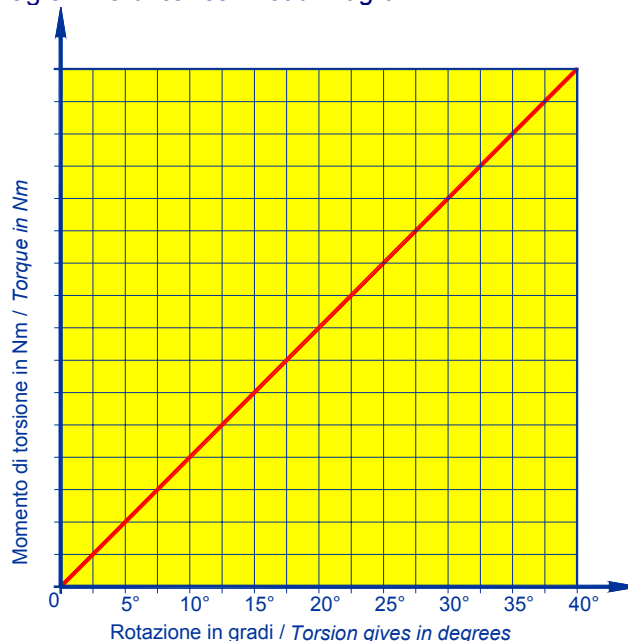
**Main features:** *Rugged, Limited overall dimensions, it works with High and Low temperatures, Rotation  $\pm 40^\circ$  or  $\pm 90^\circ$ , Components made of steel, proportional produced Load. Greased Spring with protection gaiter, Versatile installation systems, original and innovative applications.*

*The ARCO articles are elastic elements with rotation working. The possible rotation angles are  $\pm 40^\circ$  and  $\pm 90^\circ$ . Thanks to its limited overall dimensions it can be used even in narrow spaces. Its 5 different positions of installation have proved to be extremely useful, since they allow its utilization in any situation, thus eliminating the need for specific stirrups. The cubic shape of its securing base makes it extremely simple to install and load with a hexagonal wrench. These elements are usually produced in galvanized steel, but on request they are available with other types of finish as well. They can easily withstand the most severe conditions, such as high or low temperatures, since they are made entirely of metal and, thanks to specific processing, they can also withstand situations characterized by specific chemico-physical problems. The products with rubber gaiter increase the application opportunities since the technical features are more. In these articles the used spring is blank and greased (on request a specific grease can be used) and it's covered by a rubber gaiter, which protects it from the surrounding environment like dirty and external aggressive agents. The rubber gaiter is very important since it isolates the spring from the other components and absorbs largely the vibrations. For particular applications we can supply elastic elements which can operate in a temperature range from  $-50^\circ\text{C}$  to  $+300^\circ\text{C}$ . The particular construction guarantees a quiet functioning, of great reliability, allows countless advantageous solutions of assembly, and it furthermore solves simply the various applicative problems. Arco elastic elements find their main utilization in the field of belt- and chain-stretching; however, as You can see, they serve multiple uses: pressure units - decelerators - supports for scrapers and brushes – elastic suspensions – supports for rolls, belts, nets, supports for vibrating elements such as engines, compressors, vibrators, etc. The catalogue is divided in two parts: in the first are illustrated the many versions of the elastic basic elements and in the second are described the accessories (KIT) that can be combined with these. At page 145 and 146 is illustrated the "Choose-table Kit" that synthesizes the many combination possibilities between elastic basic elements and the accessories. For additional information and applications different from those ones illustrated here, please do not hesitate to contact us: we will be pleased to place our experience at Your disposal.*



**ARCO – ARCO – ARCO – ARCO**

Diagramma di carico / Load Diagram



Il diagramma mostra la proporzionalità tra angolo di rotazione e forza sviluppata.

*The diagram shows the proportionality between the rotation angle and the produced force.*



**AR / ARN** pag.128



**AF / AFN** pag.129/130



**AB / ABN** pag.131/132



**ARG / ARGN** pag.133



**AFG / AFGN**  
pag.134/135



**ABG / ABGN**  
pag.136/137








**ARV** pag.138



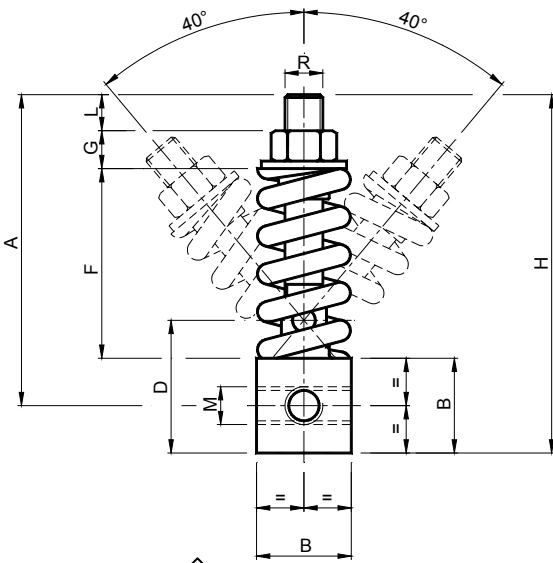
**ARGV** pag.138

 <p><b>AFV</b> pag.139</p>	 <p><b>AFGV</b> pag.140</p>	 <p><b>ABV</b> pag.141</p>	 <p><b>ABGV</b> pag.142</p>
 <p><b>B</b> pag.147</p>	 <p><b>V</b> pag.147</p>	 <p><b>VB</b> pag.148</p>	 <p><b>LB</b> pag.148</p>
 <p><b>RA</b> pag.150</p>	 <p><b>RB</b> pag.151</p>	 <p><b>NA / IA</b> pag.152</p>	 <p><b>NB / IB / KB</b> pag.153-154</p>
 <p><b>RAU / RAP</b> pag.155</p>	 <p><b>RU / RP</b> pag.156</p>	 <p><b>PQ</b> pag.157</p>	 <p><b>OVA</b> pag.158</p>

Foto di applicazioni / Application photos



Elementi elastici **ARCO** – Tipo: **AR ( $\pm 40^\circ$ )** / **ARCO Elastic elements** – Type: **AR ( $\pm 40^\circ$ )**



**MATERIALI** Acciaio. Spina di rotazione in ottone.  
**TRATTAMENTI** Zincatura bianca.  
**IMPIEGO** Angolo di rotazione  $\pm 40^\circ$ .  
 Temperatura di lavoro  $-30^\circ\text{C}$  a  $+120^\circ\text{C}$ .

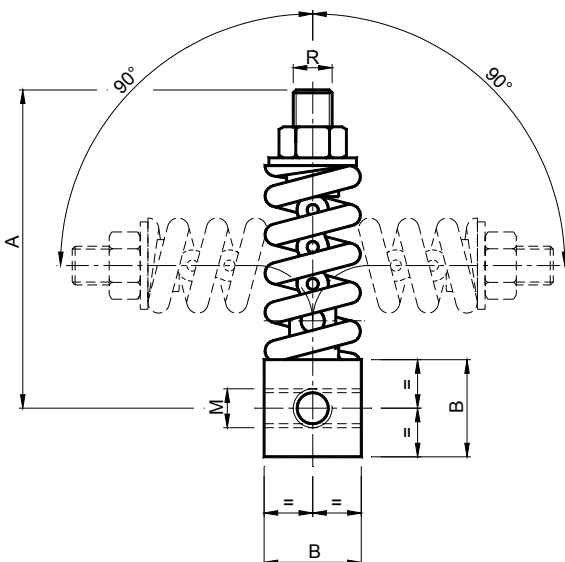
**MATERIALS** Steel. Rotation pin made of brass.  
**TREATMENTS** White galvanization.  
**USE** Rotation angle  $\pm 40^\circ$ .  
 Working temperature  $-30^\circ\text{C}$  a  $+120^\circ\text{C}$ .



$\pm 40^\circ$														
Tipo Type	Cod. N°	A	B	D	F	G	H	L	M	R	Newton 0° ÷ 40° 0° ÷ 90°	Peso Weight in Kg	Tipo Type	Cod. N°
AR 10	AR070000	71.5	25	35	42	7	84	10	M8	M10	0 ÷ 100	0.18	ARN 10	AR070070
AR 20	AR070010	91.5	25	35	57	10	104	12	M10	M10	0 ÷ 150	0.24	ARN 20	AR070080
AR 30	AR070020	91.5	25	35	57	10	104	12	M12	M10	0 ÷ 300	0.24	ARN 30	AR070090
AR 40	AR070030	121.5	35	50	76	14	139	14	M16	M14	0 ÷ 800	0.64	ARN 40	AR070100
AR 50	AR070040	164	50	70	100	20	189	19	M20	M20	0 ÷ 1500	2.35	ARN 50	AR070110
AR 60	AR070050	208	70	95	126	24	243	23	M24	M24	0 ÷ 2500	5.70	ARN 60	AR070120

$\pm 90^\circ$

Elementi elastici **ARCO** – Tipo: **ARN ( $\pm 90^\circ$ )** / **ARCO Elastic elements** – Type: **ARN ( $\pm 90^\circ$ )**

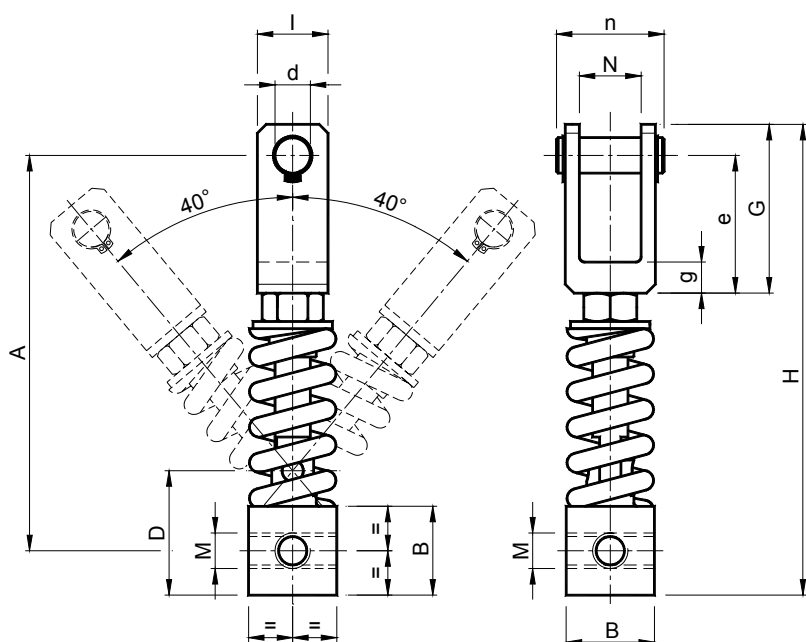


**MATERIALI** Acciaio.  
**TRATTAMENTI** Zincatura bianca.  
**IMPIEGO** Angolo di rotazione  $\pm 90^\circ$ .  
 Temperatura di lavoro  $-30^\circ\text{C}$  a  $+120^\circ\text{C}$ .

**MATERIALS** Steel.  
**TREATMENTS** White galvanization.  
**USE** Rotation angle  $\pm 90^\circ$ .  
 Working temperature from  $-30^\circ\text{C}$  a  $+120^\circ\text{C}$ .



Elementi elastici **ARCO** – Tipo: **AF (±40°)** / **ARCO Elastic elements** – Type: **AF (±40°)**

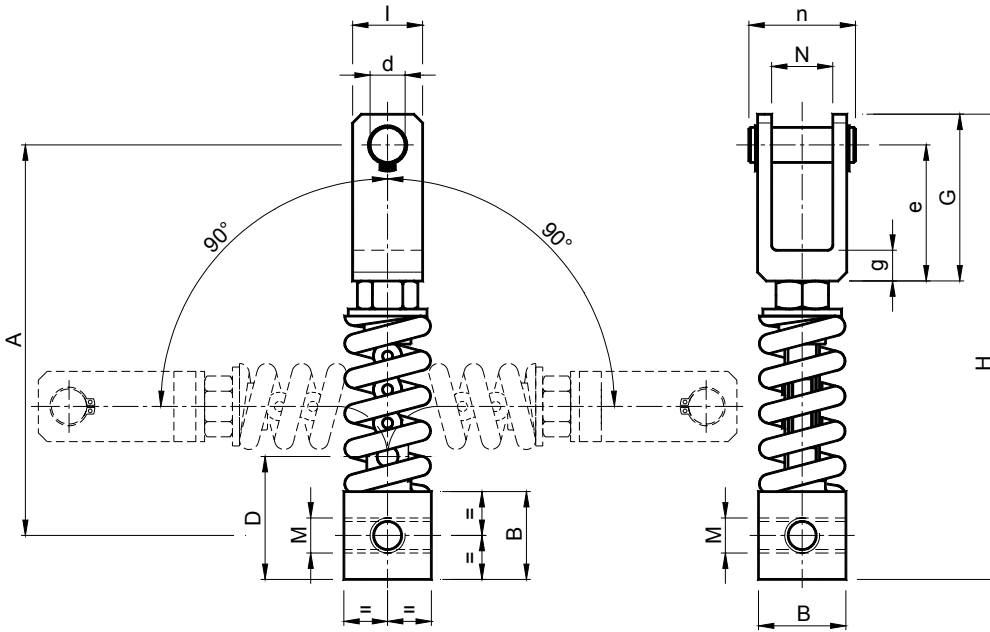


**MATERIALI** Acciaio. La forcella può essere in alluminio o in acciaio. Spina di rotazione in ottone.  
**TRATTAMENTI** Zincatura bianca. La forcella è sabbiata o verniciata.  
**IMPIEGO** Angolo di rotazione ± 40°.  
 Temperatura di lavoro -30°C a +120°C.

**MATERIALS** Steel. The fork can be made of aluminium or steel. Rotation pin made of brass.  
**TREATMENTS** White galvanization. The fork is sandblasted or painted.  
**USE** Rotation angle ± 40°.  
 Working temperature from -30°C to +120°C.

±40°																
Tipo Type	Cod. N°	A	B	D	G	H	I	M	N	d	e	g	n	Newton 0 ÷ 40°	Peso Weight in Kg	
AF10 S	AR070140	116.5	25	35	75	144	30	M8	19	16	60	15	40	0 ÷ 60	0.33	
AF10 D	AR070145	116.5	25	35	75	144	30	M8	37	16	60	15	60	0 ÷ 60	0.38	
AF20 S	AR070150	139.5	25	35	75	167	30	M10	19	16	60	15	40	0 ÷ 100	0.39	
AF20 D	AR070155	139.5	25	35	75	167	30	M10	37	16	60	15	60	0 ÷ 100	0.44	
AF30 S	AR070160	139.5	25	35	75	167	30	M12	19	16	60	15	40	0 ÷ 190	0.39	
AF30 D	AR070165	139.5	25	35	75	167	30	M12	37	16	60	15	60	0 ÷ 190	0.44	
AF40 S	AR070170	177.5	35	50	85	210	30	M16	19	16	70	15	45	0 ÷ 500	0.83	
AF40 D	AR070175	177.5	35	50	85	210	30	M16	37	16	70	15	65	0 ÷ 500	0.89	
AF50 S	AR070180	222.5	50	70	95	265	40	M20	19	20	77.5	17.5	45	0 ÷ 1100	2.64	
AF50 D	AR070185	222.5	50	70	95	265	40	M20	51	20	77.5	17.5	77	0 ÷ 1100	3.22	
AF60 S	AR070190	290	70	95	125	345	50	M24	34	20	105	20	60	0 ÷ 1800	6.92	
AF60 D	AR070195	290	70	95	125	345	50	M24	85	20	105	20	115	0 ÷ 1800	7.40	

Elementi elastici – Tipo: **AFN ( $\pm 90^\circ$ )** / *ARCO Elastic elements – Type: AFN ( $\pm 90^\circ$ )*



**MATERIALI** Acciaio. La forcella può essere in alluminio o in acciaio.  
**TRATTAMENTI** Zincatura bianca. La forcella è sabbiata o verniciata.  
**IMPIEGO** Angolo di rotazione  $\pm 90^\circ$ .  
 Temperatura di lavoro  $-30^\circ\text{C}$   $+120^\circ\text{C}$ .

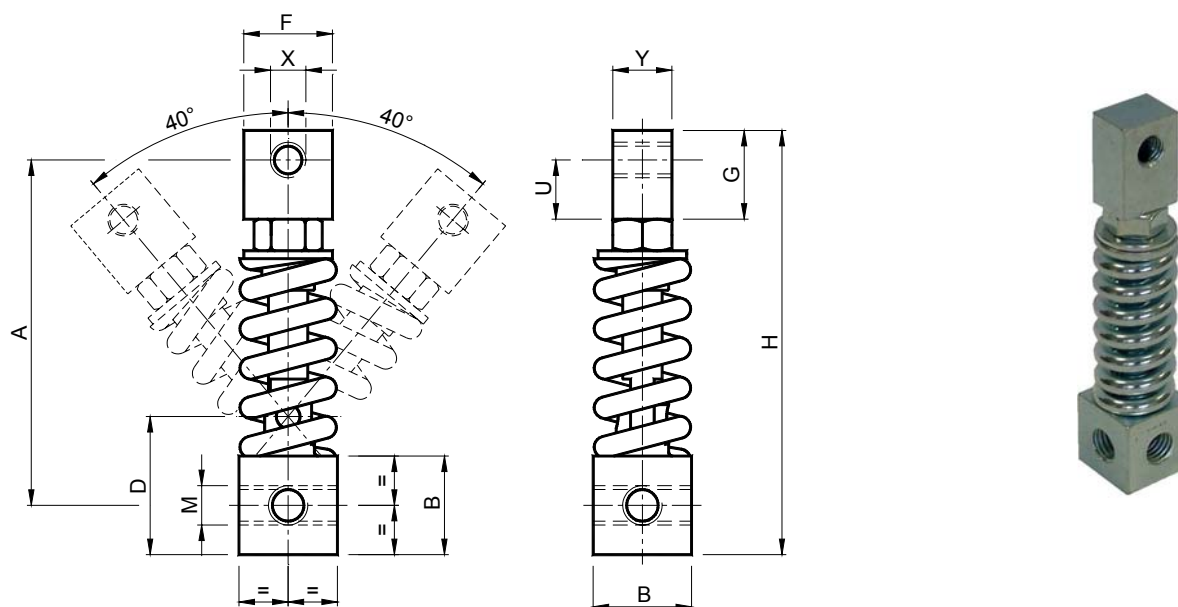
**MATERIALS** Steel. The fork can be made of aluminium or steel.  
**TREATMENTS** White galvanization. The fork is sandblasted or painted.  
**USE** Rotation angle  $\pm 90^\circ$ .  
 Working temperature from  $-30^\circ\text{C}$  to  $+120^\circ\text{C}$ .



$\pm 90^\circ$																
Tipo Type	Cod. N°	A	B	D	G	H	I	M	N	d	e	g	n	Newton 0° ÷ 90°	Peso Weight in Kg	
AFN 10 S	AR070210	116.5	25	35	75	144	30	M8	19	16	60	15	40	0 ÷ 60	0.33	
AFN 10 D	AR070215	116.5	25	35	75	144	30	M8	37	16	60	15	60	0 ÷ 60	0.38	
AFN 20 S	AR070220	139.5	25	35	75	167	30	M10	19	16	60	15	40	0 ÷ 100	0.39	
AFN 20 D	AR070225	139.5	25	35	75	167	30	M10	37	16	60	15	60	0 ÷ 100	0.44	
AFN 30 S	AR070230	139.5	25	35	75	167	30	M12	19	16	60	15	40	0 ÷ 190	0.39	
AFN 30 D	AR070235	139.5	25	35	75	167	30	M12	37	16	60	15	60	0 ÷ 190	0.44	
AFN 40 S	AR070240	177.5	35	50	85	210	30	M16	19	16	70	15	45	0 ÷ 500	0.83	
AFN 40 D	AR070245	177.5	35	50	85	210	30	M16	37	16	70	15	65	0 ÷ 500	0.89	
AFN 50 S	AR070250	222.5	50	70	95	265	40	M20	19	20	77.5	17.5	45	0 ÷ 1100	2.64	
AFN 50 D	AR070255	222.5	50	70	95	265	40	M20	51	20	77.5	17.5	77	0 ÷ 1100	3.22	
AFN 60 S	AR070260	290	70	95	125	345	50	M24	34	20	105	20	60	0 ÷ 1800	6.92	
AFN 60 D	AR070265	290	70	95	125	345	50	M24	85	20	105	20	115	0 ÷ 1800	7.40	



Elementi elastici **ARCO** – Tipo: **AB (±40°)** / *ARCO Elastic elements – Type: AB (±40°)*

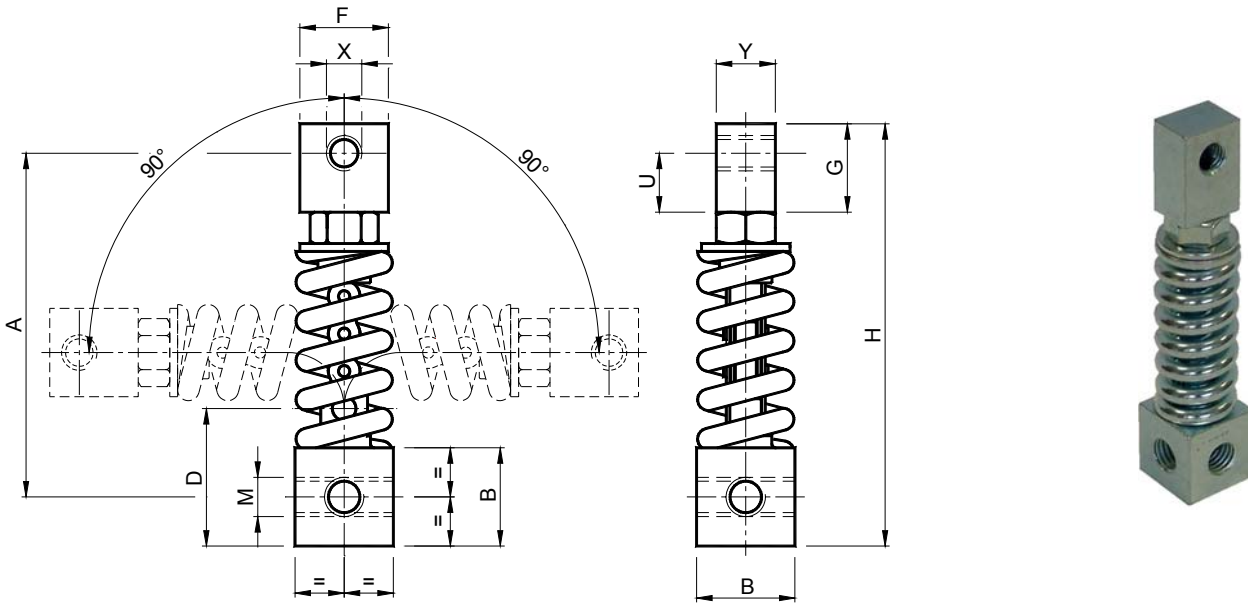


**MATERIALI** Acciaio. Spina di rotazione in ottone.  
**TRATTAMENTI** Zincatura bianca.  
**IMPIEGO** Angolo di rotazione ± 40°.  
 Temperatura di lavoro -30°C a +120°C.

**MATERIALS** Steel. Rotation pin made of brass.  
**TREATMENTS** White galvanization.  
**USE** Rotation angle ± 40°.  
 Working temperature from -30°C to +120°C.

		±40°											
Tipo Type	Cod. N°	A	B	D	F	G	H	M	U	X	Y	Newton 0° ÷ 40°	Peso Weight in Kg
<b>AB 10-8</b>	AR070280	80	25	35	20	30	102.5	M8	20	M8	15	0 ÷ 90	0.24
<b>AB 10-10</b>	AR070285	80	25	35	20	30	102.5	M8	20	M10	15	0 ÷ 90	0.24
<b>AB 20-10</b>	AR070290	100	25	35	20	30	122.5	M10	20	M10	15	0 ÷ 135	0.31
<b>AB 20-16</b>	AR070295	100	25	35	30	30	122.5	M10	20	M16	15	0 ÷ 135	0.33
<b>AB 30-10</b>	AR070300	100	25	35	20	30	122.5	M12	20	M10	15	0 ÷ 275	0.31
<b>AB 30-16</b>	AR070305	100	25	35	30	30	122.5	M12	20	M16	15	0 ÷ 275	0.33
<b>AB 40-12</b>	AR070310	130	35	50	30	35	160	M16	22.5	M12	20	0 ÷ 750	0.80
<b>AB 40-16</b>	AR070315	130	35	50	30	35	160	M16	22.5	M16	20	0 ÷ 750	0.78
<b>AB 50-16</b>	AR070320	175	50	70	45	45	215	M20	30	M16	30	0 ÷ 1400	2.77
<b>AB 50-20</b>	AR070325	175	50	70	45	45	215	M20	30	M20	30	0 ÷ 1400	2.75
<b>AB 60-20</b>	AR070330	220	70	95	50	50	270	M24	35	M20	35	0 ÷ 2360	6.30

Elementi elastici **ARCO** – Tipo: **ABN ( $\pm 90^\circ$ )** / *ARCO Elastic elements – Type: ABN ( $\pm 90^\circ$ )*

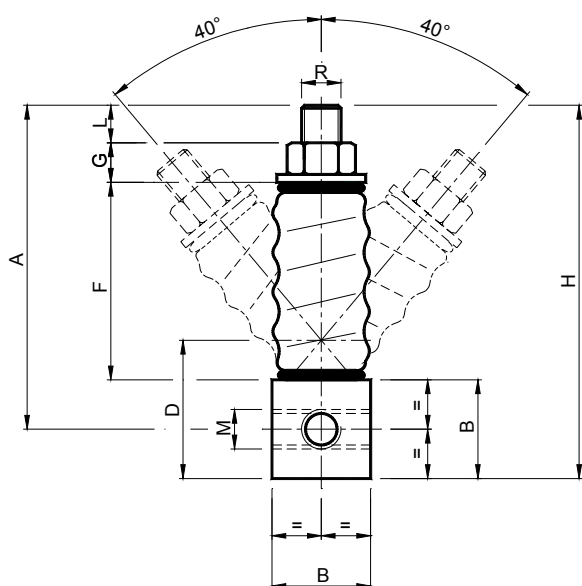


**MATERIALI** Acciaio.  
**TRATTAMENTI** Zincatura bianca.  
**IMPIEGO** Angolo di rotazione  $\pm 90^\circ$ .  
 Temperatura di lavoro  $-30^\circ\text{C}$  a  $+120^\circ\text{C}$ .

**MATERIALS** Steel.  
**TREATMENTS** White galvanization.  
**USE** Rotation angle  $\pm 90^\circ$ .  
 Working temperature from  $-30^\circ\text{C}$  to  $+120^\circ\text{C}$ .

$\pm 90^\circ$														
Tipo Type	Cod. N°	A	B	D	F	G	H	M	U	X	Y	Newton 0° ÷ 90°		Peso Weight in Kg
ABN 10-8	AR070350	80	25	35	20	30	102.5	M8	20	M8	15	0 ÷ 90		0.24
ABN 10-10	AR070355	80	25	35	20	30	102.5	M8	20	M10	15	0 ÷ 90		0.24
ABN 20-10	AR070360	100	25	35	20	30	122.5	M10	20	M10	15	0 ÷ 135		0.31
ABN 20-16	AR070365	100	25	35	30	30	122.5	M10	20	M16	15	0 ÷ 135		0.33
ABN 30-10	AR070370	100	25	35	20	30	122.5	M12	20	M10	15	0 ÷ 275		0.31
ABN 30-16	AR070375	100	25	35	30	30	122.5	M12	20	M16	15	0 ÷ 275		0.33
ABN 40-12	AR070380	130	35	50	30	35	160	M16	22.5	M12	20	0 ÷ 750		0.80
ABN 40-16	AR070385	130	35	50	30	35	160	M16	22.5	M16	20	0 ÷ 750		0.78
ABN 50-16	AR070390	175	50	70	45	45	215	M20	30	M16	30	0 ÷ 1400		2.77
ABN 50-20	AR070395	175	50	70	45	45	215	M20	30	M20	30	0 ÷ 1400		2.75
ABN 60-20	AR070400	220	70	95	50	50	270	M24	35	M20	35	0 ÷ 2360		6.30

Elementi elastici **ARCO** – Tipo: **ARG (±40°)** / *Elastic Elements ARCO – Type: ARG (±40°)*



**MATERIALI** Acciaio. Guaina di rivestimento in gomma isolante.

**TRATTAMENTI** I particolari in acciaio sono zincati. La molla interna è grezza oleata.

**IMPIEGO** Angolo di rotazione ± 40°. La guaina in gomma di rivestimento permette di proteggere la molla dagli agenti esterni ed evita che lo sporco possa accumularsi al suo interno. La gomma, inoltre, ha il compito di assorbire in buona parte le vibrazioni della molla e di isolare la stessa dagli altri componenti.

Temperatura di lavoro da -30°C a +60°C.

**MATERIALS** Steel. Covering gaiter in insulated rubber.

**TREATMENTS** The steel parts are galvanized. The spring inside is raw oiled.

**USE** Rotating angle ± 40°. The rubber covering gaiter allows to protect the spring from external agents and avoids that dirt may accumulate inside. The rubber has also the duty of absorbing the vibrations of the spring and of isolating the same from the other components.

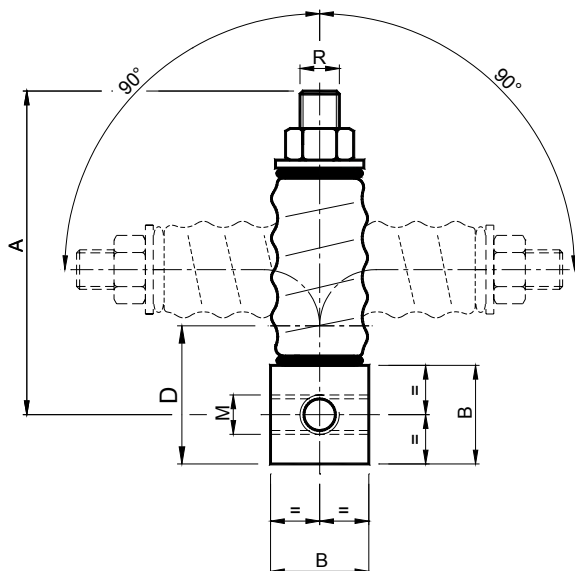
Working temperature from -30°C to +60°C.



±40°														
Tipo Type	Cod. N°	A	B	D	F	G	H	L	M	R	Newton 0°÷ 40° 0°÷ 90°	Peso Weight in Kg	Tipo Type	Cod. N°
ARG 10	AR070005	71.5	25	35	42	7	84	10	M8	M10	0 ÷ 100	0.18	ARGN 10	AR070075
ARG 20	AR070015	91.5	25	35	57	10	104	12	M10	M10	0 ÷ 150	0.24	ARGN 20	AR070085
ARG 30	AR070025	91.5	25	35	57	10	104	12	M12	M10	0 ÷ 300	0.24	ARGN 30	AR070095
ARG 40	AR070035	121.5	35	50	76	14	139	14	M16	M14	0 ÷ 800	0.64	ARGN 40	AR070105
ARG 50	AR070045	164	50	70	100	20	189	19	M20	M20	0 ÷ 1500	2.35	ARGN 50	AR070115
ARG 60	AR070055	208	70	95	126	24	243	23	M24	M24	0 ÷ 2500	5.70	ARGN 60	AR070125



Elementi elastici **ARCO** – Tipo: **ARGN (±90°)** / *Elastic Elements ARCO – Type: ARGN (±90°)*



**MATERIALI** Acciaio.

Guaina di rivestimento in gomma isolante.

**TRATTAMENTI** I particolari in acciaio sono zincati.

La molla interna è grezza oleata.

**IMPIEGO** Angolo di rotazione ± 90°. La guaina in gomma di rivestimento permette di proteggere la molla dagli agenti esterni ed evita che lo sporco possa accumularsi al suo interno.

La gomma, inoltre, ha il compito di assorbire in buona parte le vibrazioni della molla e di isolare la stessa dagli altri componenti.

Temperatura di lavoro da -30°C a +60°C.

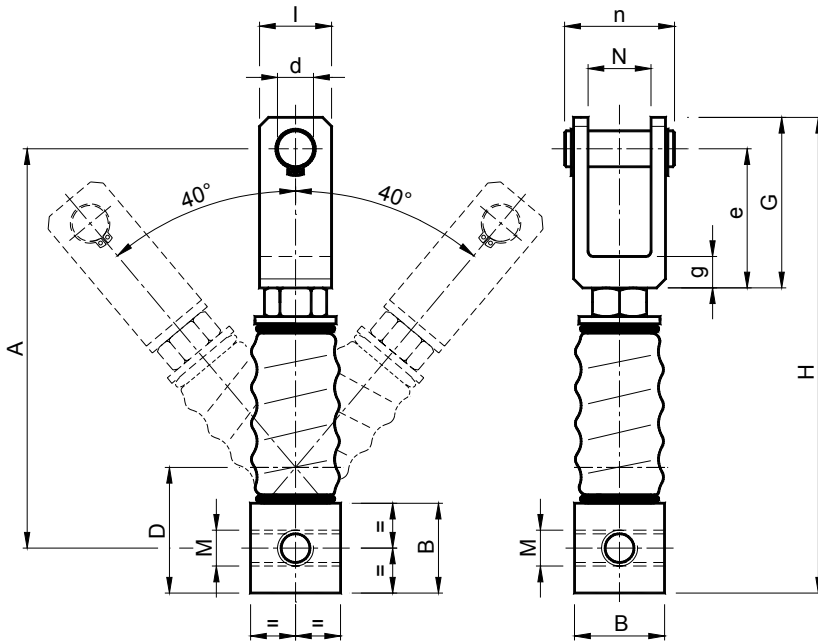
**MATERIALS** Steel. Covering gaiter in insulated rubber.

**TREATMENTS** The steel parts are galvanized. The spring inside is raw oiled.

**USE** Rotating angle ± 90°. The rubber covering gaiter allows to protect the spring from external agents and avoids that dirt may accumulate inside. The rubber has also the duty of absorbing the vibrations of the spring and of isolating the same from the other components.

Working temperature from -30°C to +60°C

Elementi elastici **ARCO** – Tipo: **AFG (±40°)** / *Elastic Elements ARCO – Type: AFG (±40°)*



**MATERIALI** Acciaio. La guaina di rivestimento è in gomma isolante. La forcella può essere in alluminio o in acciaio.

**TRATTAMENTI** I particolari in acciaio sono zincati. La molla interna è grezza oleata. La forcella in alluminio è sabbiata, quella in acciaio verniciata.

**IMPIEGO** Angolo di rotazione ± 40°. La guaina in gomma di rivestimento permette di proteggere la molla dagli agenti esterni ed evita che lo sporco possa accumularsi al suo interno. La gomma, inoltre, ha il compito di assorbire in buona parte le vibrazioni della molla e di isolare la stessa dagli altri componenti.

Temperatura di lavoro da -30°C a +60°C.

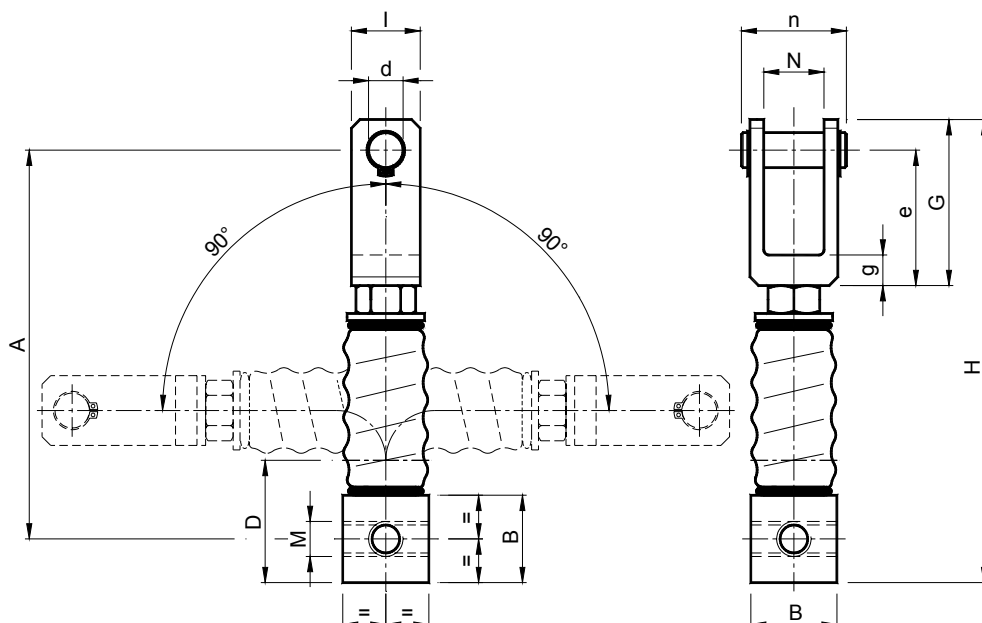
**MATERIALS** Steel. Covering gaiter in insulated rubber. The fork can be made of aluminium or steel.

**TREATMENTS** The steel parts are galvanized. The spring inside is raw oiled. The aluminium fork is sandblasted, the steel one is painted.

**USE** Rotating angle ± 40°. The rubber covering gaiter allows to protect the spring from external agents and avoids that dirt may accumulate inside. The rubber has also the duty of absorbing the vibrations of the spring and of isolating the same from the other components.  
Working temperature from -30°C to +60°C.

△ ±40°																
Tipo Type	Cod. N°	A	B	D	G	H	I	M	N	d	e	g	n	Newton 0° ÷ 40°	Peso Weight in Kg	
<b>AFG 10 S</b>	AR070142	116.5	25	35	75	144	30	M8	19	16	60	15	40	0 ÷ 60	0.33	
<b>AFG 10 D</b>	AR070147	116.5	25	35	75	144	30	M8	37	16	60	15	60	0 ÷ 60	0.38	
<b>AFG 20 S</b>	AR070152	139.5	25	35	75	167	30	M10	19	16	60	15	40	0 ÷ 100	0.39	
<b>AFG 20 D</b>	AR070157	139.5	25	35	75	167	30	M10	37	16	60	15	60	0 ÷ 100	0.44	
<b>AFG 30 S</b>	AR070162	139.5	25	35	75	167	30	M12	19	16	60	15	40	0 ÷ 190	0.39	
<b>AFG 30 D</b>	AR070167	139.5	25	35	75	167	30	M12	37	16	60	15	60	0 ÷ 190	0.44	
<b>AFG 40 S</b>	AR070172	177.5	35	50	85	210	30	M16	19	16	70	15	45	0 ÷ 500	0.83	
<b>AFG 40 D</b>	AR070177	177.5	35	50	85	210	30	M16	37	16	70	15	65	0 ÷ 500	0.89	
<b>AFG 50 S</b>	AR070182	222.5	50	70	95	265	40	M20	19	20	77.5	17.5	45	0 ÷ 1100	2.64	
<b>AFG 50 D</b>	AR070187	222.5	50	70	95	265	40	M20	51	20	77.5	17.5	77	0 ÷ 1100	3.22	
<b>AFG 60 S</b>	AR070192	290	70	95	125	345	50	M24	34	20	105	20	60	0 ÷ 1800	6.92	
<b>AFG 60 D</b>	AR070197	290	70	95	125	345	50	M24	85	20	105	20	115	0 ÷ 1800	7.40	

Elementi elastici **ARCO** – Tipo: **AFGN ( $\pm 90^\circ$ )** / *Elastic Elements ARCO – Type: AFGN ( $\pm 90^\circ$ )*

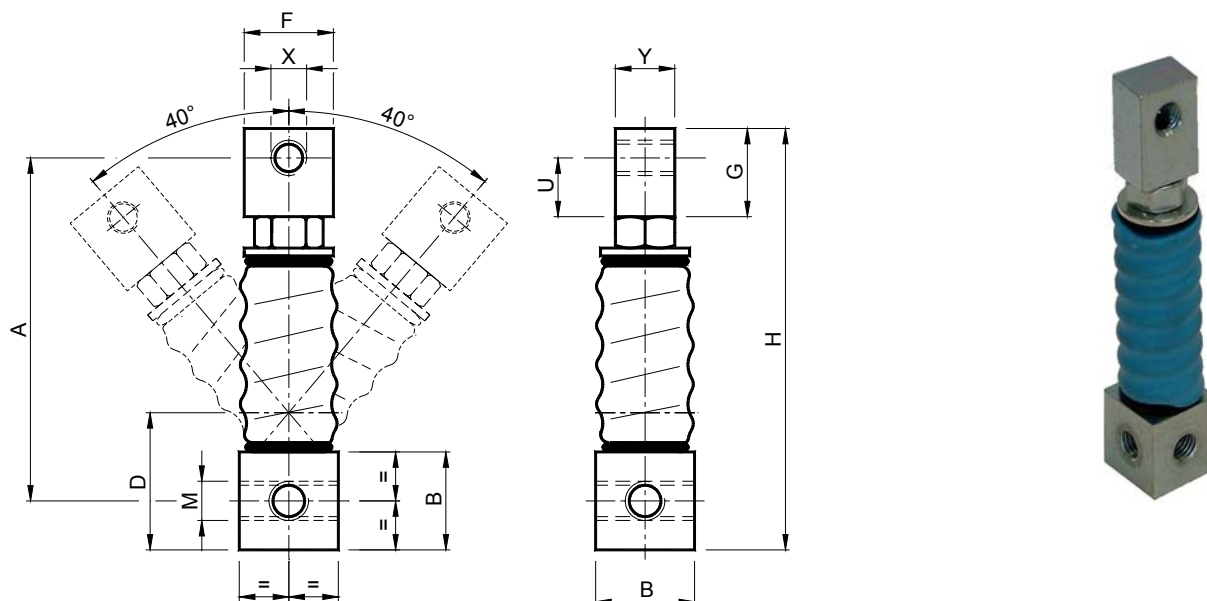


**MATERIALI** Acciaio. La guaina di rivestimento è in gomma isolante. La forcella può essere in alluminio o in acciaio.  
**TRATTAMENTI** I particolari in acciaio sono zincati. La molla interna è grezza oleata. La forcella in alluminio è sabbiata, quella in acciaio verniciata.  
**IMPIEGO** Angolo di rotazione  $\pm 90^\circ$ . La guaina in gomma di rivestimento permette di proteggere la molla dagli agenti esterni ed evita che lo sporco possa accumularsi al suo interno.  
 La gomma, inoltre, ha il compito di assorbire in buona parte le vibrazioni della molla e di isolare la stessa dagli altri componenti.  
 Temperatura di lavoro da  $-30^\circ\text{C}$  a  $+60^\circ\text{C}$ .

**MATERIALS** Steel. Covering gaiter in insulated rubber. The fork can be made of aluminium or steel.  
**TREATMENTS** The steel parts are galvanized. The spring inside is raw oiled. The aluminium fork is sandblasted, the steel one is painted.  
**USE** Rotating angle  $\pm 90^\circ$ . The rubber covering gaiter allows to protect the spring from external agents and avoids that dirt may accumulate inside.  
 The rubber has also the duty of absorbing the vibrations of the spring and of isolating the same from the other components.  
 Working temperature from  $-30^\circ\text{C}$  to  $+60^\circ\text{C}$ .

<b><math>\pm 90</math></b>															
<b>Tipo</b> <i>Type</i>	<b>Cod. N°</b>	<b>A</b>	<b>B</b>	<b>D</b>	<b>G</b>	<b>H</b>	<b>I</b>	<b>M</b>	<b>N</b>	<b>d</b>	<b>e</b>	<b>g</b>	<b>n</b>	<b>Newton</b> <i>0° ÷ 90°</i>	<b>Peso</b> <i>Weight</i> <b>in Kg</b>
<b>AFGN10 S</b>	AR070212	116.5	25	35	75	144	30	M8	19	16	60	15	40	0 ÷ 60	0.33
<b>AFGN10 D</b>	AR070217	116.5	25	35	75	144	30	M8	37	16	60	15	60	0 ÷ 60	0.38
<b>AFGN20 S</b>	AR070222	139.5	25	35	75	167	30	M10	19	16	60	15	40	0 ÷ 100	0.39
<b>AFGN20 D</b>	AR070227	139.5	25	35	75	167	30	M10	37	16	60	15	60	0 ÷ 100	0.44
<b>AFGN30 S</b>	AR070232	139.5	25	35	75	167	30	M12	19	16	60	15	40	0 ÷ 190	0.39
<b>AFGN30 D</b>	AR070237	139.5	25	35	75	167	30	M12	37	16	60	15	60	0 ÷ 190	0.44
<b>AFGN40 S</b>	AR070242	177.5	35	50	85	210	30	M16	19	16	70	15	45	0 ÷ 500	0.83
<b>AFGN40 D</b>	AR070247	177.5	35	50	85	210	30	M16	37	16	70	15	65	0 ÷ 500	0.89
<b>AFGN50 S</b>	AR070252	222.5	50	70	95	265	40	M20	19	20	77.5	17.5	45	0 ÷ 1100	2.64
<b>AFGN50 D</b>	AR070257	222.5	50	70	95	265	40	M20	51	20	77.5	17.5	77	0 ÷ 1100	3.22
<b>AFGN60 S</b>	AR070262	290	70	95	125	345	50	M24	34	20	105	20	60	0 ÷ 1800	6.92
<b>AFGN60 D</b>	AR070267	290	70	95	125	345	50	M24	85	20	105	20	115	0 ÷ 1800	7.40

Elementi elastici **ARCO** – Tipo: **ABG (±40°)** / *Elastic Elements ARCO – Type: ABG (±40°)*



**MATERIALI** Acciaio. La guaina di rivestimento è in gomma isolante.  
**TRATTAMENTI** I particolari in acciaio sono zincati. La molla interna è grezza oleata.  
**IMPIEGO** Angolo di rotazione ± 40°.

La guaina in gomma di rivestimento permette di proteggere la molla dagli agenti esterni ed evita che lo sporco possa accumularsi al suo interno. La gomma, inoltre, ha il compito di assorbire in buona parte le vibrazioni della molla e di isolare la stessa dagli altri componenti.  
 Temperatura di lavoro -30°C a +60°C.

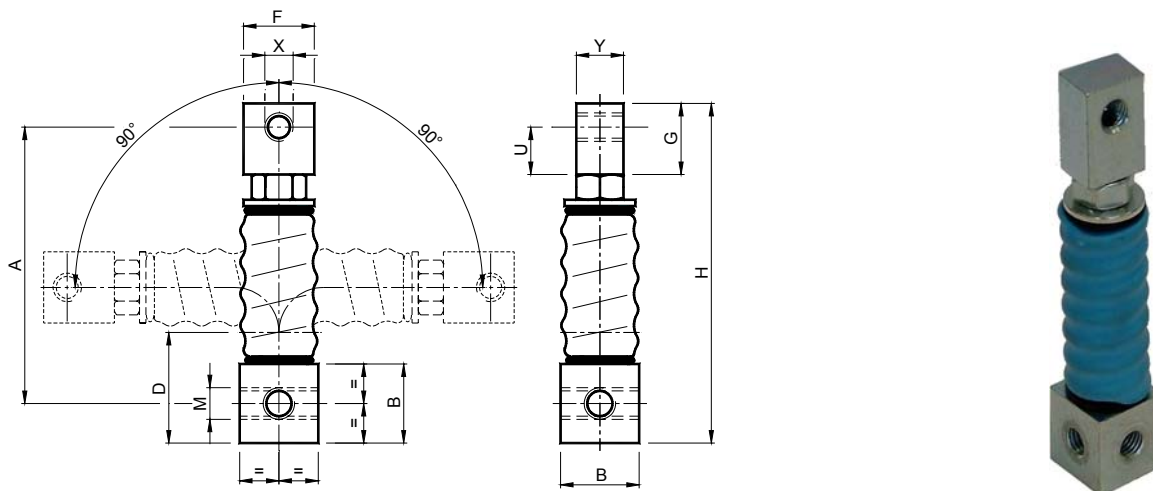
**MATERIALS** Steel. Covering gaiter in insulated rubber.

**TREATMENTS** The steel parts are galvanized. The spring inside is raw oiled.

**USE** Rotating angle ± 40°. The rubber covering gaiter allows to protect the spring from external agents and avoids that dirt may accumulate inside. The rubber has also the duty of absorbing the vibrations of the spring and of isolating the same from the other components.  
 Working temperature from -30°C to +60°C.

±40°														
Tipo Type	Cod. N°	A	B	D	F	G	H	M	U	X	Y	Newton 0° ÷ 40°	Peso Weight in Kg	
<b>ABG 10-8</b>	AR070283	80	25	35	20	30	102.5	M8	20	M8	15	0 ÷ 90	0.24	
<b>ABG 10-10</b>	AR070288	80	25	35	20	30	102.5	M8	20	M10	15	0 ÷ 90	0.24	
<b>ABG 20-10</b>	AR070293	100	25	35	20	30	122.5	M10	20	M10	15	0 ÷ 135	0.31	
<b>ABG 20-16</b>	AR070298	100	25	35	30	30	122.5	M10	20	M16	15	0 ÷ 135	0.33	
<b>ABG 30-10</b>	AR070303	100	25	35	20	30	122.5	M12	20	M10	15	0 ÷ 275	0.31	
<b>ABG 30-16</b>	AR070308	100	25	35	30	30	122.5	M12	20	M16	15	0 ÷ 275	0.33	
<b>ABG 40-12</b>	AR070313	130	35	50	30	35	160	M16	22.5	M12	20	0 ÷ 750	0.80	
<b>ABG 40-16</b>	AR070318	130	35	50	30	35	160	M16	22.5	M16	20	0 ÷ 750	0.78	
<b>ABG 50-16</b>	AR070323	175	50	70	45	45	215	M20	30	M16	30	0 ÷ 1400	2.77	
<b>ABG 50-20</b>	AR070328	175	50	70	45	45	215	M20	30	M20	30	0 ÷ 1400	2.75	
<b>ABG 60-20</b>	AR070333	220	70	95	50	50	270	M24	35	M20	35	0 ÷ 2360	6.30	

Elementi elastici **ARCO** – Tipo: **ABGN ( $\pm 90^\circ$ )** / *Elastic Elements ARCO – Type: ABGN ( $\pm 90^\circ$ )*



**MATERIALI** Acciaio. La guaina di rivestimento è in gomma isolante.

**TRATTAMENTI** I particolari in acciaio sono zincati. La molla interna è grezza oleata.

**IMPIEGO** Angolo di rotazione  $\pm 90^\circ$ . La guaina in gomma di rivestimento permette di proteggere la molla dagli agenti esterni ed evita che lo sporco possa accumularsi al suo interno. La gomma, inoltre, ha il compito di assorbire in buona parte le vibrazioni della molla e di isolare la stessa dagli altri componenti.

Temperatura di lavoro da  $-30^\circ\text{C}$  a  $+60^\circ\text{C}$ .

**MATERIALS** Steel. Covering gaiter in insulated rubber.

**TREATMENTS** The steel parts are galvanized. The spring inside is raw oiled.

**USE** Rotating angle  $\pm 90^\circ$ . The rubber covering gaiter allows to protect the spring from external agents and avoids that dirt may accumulate inside. The rubber has also the duty of absorbing the vibrations of the spring and of isolating the same from the other components.

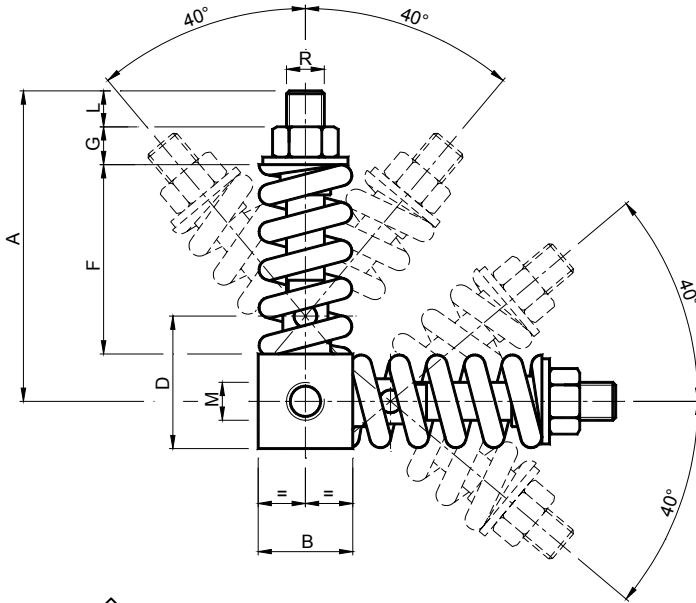
Working temperature from  $-30^\circ\text{C}$  to  $+60^\circ\text{C}$ .

$\pm 90^\circ$		A	B	D	F	G	H	M	U	X	Y	Newton $0^\circ \div 90^\circ$	Peso Weight in Kg
Tipo Type	Cod. N°												
<b>ABGN 10-8</b>	AR070353	80	25	35	20	30	102.5	M8	20	M8	15	$0 \div 90$	0.24
<b>ABGN 10-10</b>	AR070358	80	25	35	20	30	102.5	M8	20	M10	15	$0 \div 90$	0.24
<b>ABGN 20-10</b>	AR070363	100	25	35	20	30	122.5	M10	20	M10	15	$0 \div 135$	0.31
<b>ABGN 20-16</b>	AR070368	100	25	35	30	30	122.5	M10	20	M16	15	$0 \div 135$	0.33
<b>ABGN 30-10</b>	AR070373	100	25	35	20	30	122.5	M12	20	M10	15	$0 \div 275$	0.31
<b>ABGN 30-16</b>	AR070378	100	25	35	30	30	122.5	M12	20	M16	15	$0 \div 275$	0.33
<b>ABGN 40-12</b>	AR070383	130	35	50	30	35	160	M16	22.5	M12	20	$0 \div 750$	0.80
<b>ABGN 40-16</b>	AR070388	130	35	50	30	35	160	M16	22.5	M16	20	$0 \div 750$	0.78
<b>ABGN 50-16</b>	AR070393	175	50	70	45	45	215	M20	30	M16	30	$0 \div 1400$	2.77
<b>ABGN 50-20</b>	AR070398	175	50	70	45	45	215	M20	30	M20	30	$0 \div 1400$	2.75
<b>ABGN 60-20</b>	AR070403	220	70	95	50	50	270	M24	35	M20	35	$0 \div 2360$	6.30

**Elementi elastici ARCO – Tipo: ARV ( $\pm 40^\circ$ ) / Elastic Elements ARCO – Type: ARV ( $\pm 40^\circ$ )**

In una trasmissione con lungo interasse, può essere necessario l'utilizzo di un tenditore automatico con doppio recupero, pertanto, a richiesta si possono fornire degli elementi elastici ARCO "angolo V" con doppia molla. Con questo sistema si può avere un doppio recupero dei giochi della catena. Questa applicazione può essere utilizzata anche per le cinghie con l'utilizzo di due rulli o di un rullo e una puleggia.

*In a transmission with a long interaxis it may be necessary to use an automatic tensioner with double recovery. Therefore, "V angle" ARCO elastic elements with double spring can be supplied on request. This system can be used to create double recovery of chain backlash. This application can also be used for belts using two rollers or one roller and a pulley.*

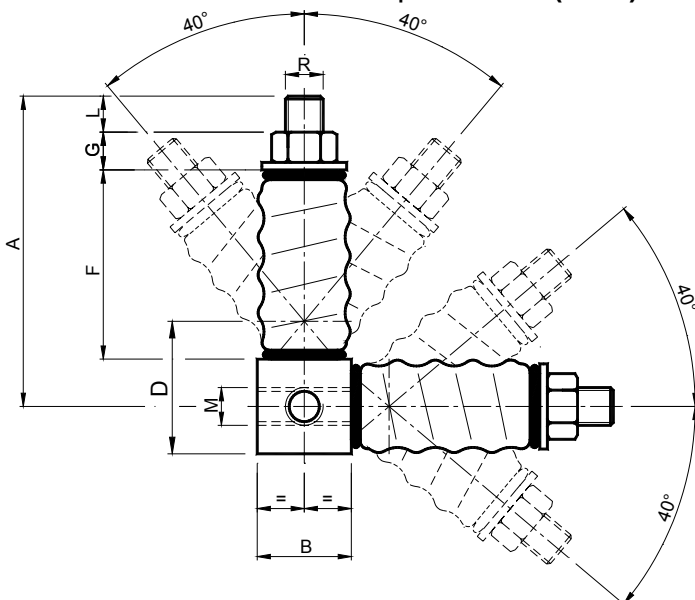


**MATERIALI** Acciaio. Spina di rotazione in ottone.  
**TRATTAMENTI** Zincatura bianca.  
**IMPIEGO** Angolo di rotazione  $\pm 40^\circ$ .  
Temperatura di lavoro  $-30^\circ\text{C}$  a  $+120^\circ\text{C}$ .

**MATERIALS** Steel. Rotation pin made of brass.  
**TREATMENTS** White galvanization.  
**USE** Rotation angle  $\pm 40^\circ$ .  
Working temperature  $-30^\circ\text{C}$  a  $+120^\circ\text{C}$ .

Tipo Type	Cod. N°	A	B	D	F	G	H	L	M	R	Newton 0 ÷ 40°	Peso Weight in Kg	Tipo Type	Cod. N°
ARV 10	AR070410	71.5	25	35	42	7	84	10	M8	M10	0 ÷ 100	0.35	ARGV 10	AR070412
ARV 20	AR070415	91.5	25	35	57	10	104	12	M10	M10	0 ÷ 150	0.45	ARGV 20	AR070417
ARV 30	AR070420	91.5	25	35	57	10	104	12	M12	M10	0 ÷ 300	0.45	ARGV 30	AR070422
ARV 40	AR070425	121.5	35	50	76	14	139	14	M16	M14	0 ÷ 800	1.25	ARGV 40	AR070427
ARV 50	AR070430	164	50	70	100	20	189	19	M20	M20	0 ÷ 1500	4.00	ARGV 50	AR070432
ARV 60	AR070435	208	70	95	126	24	243	23	M24	M24	0 ÷ 2500	10.5	ARGV 60	AR070437

**Elementi elastici ARCO – Tipo: ARGV ( $\pm 40^\circ$ ) / Elastic Elements ARCO – Type: ARGV ( $\pm 40^\circ$ )**

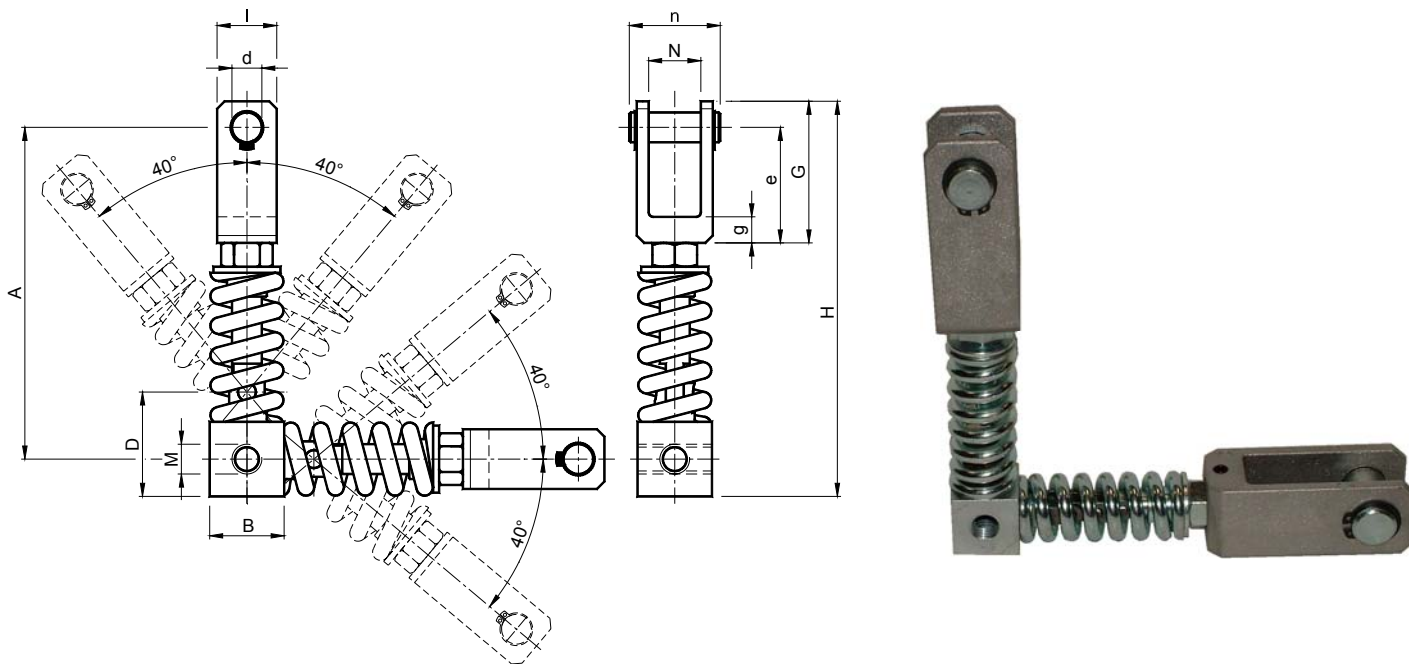


**MATERIALI** Acciaio. Guaina di rivestimento in gomma isolante.  
**TRATTAMENTI** I particolari in acciaio sono zincati. La molla interna è grezza oleata.  
**IMPIEGO** Angolo di rotazione  $\pm 40^\circ$ .  
Temperatura di lavoro da  $-30^\circ\text{C}$  a  $+60^\circ\text{C}$ .

**MATERIALS** Steel. Covering gaiter in insulated rubber.  
**TREATMENTS** The steel parts are galvanized. The spring inside is raw oiled.  
**USE** Rotation angle  $\pm 40^\circ$ .  
Working temperature  $-30^\circ\text{C}$  a  $+60^\circ\text{C}$ .



Elementi elastici **ARCO** – Tipo: **AFV ( $\pm 40^\circ$ )** / Elastic Elements **ARCO** – Type: **AFV ( $\pm 40^\circ$ )**



**MATERIALI** Acciaio. La forcella può essere in alluminio o in acciaio. Spina di rotazione in ottone.

**TRATTAMENTI** Zincatura bianca. La forcella è sabbiata o verniciata.

**IMPIEGO** Angolo di rotazione  $\pm 40^\circ$ .

Temperatura di lavoro  $-30^\circ\text{C}$  a  $+120^\circ\text{C}$ .

**MATERIALS** Steel. The fork can be made of aluminium or steel. Rotation pin made of brass.

**TREATMENTS** White galvanization. The fork is sandblasted or painted.

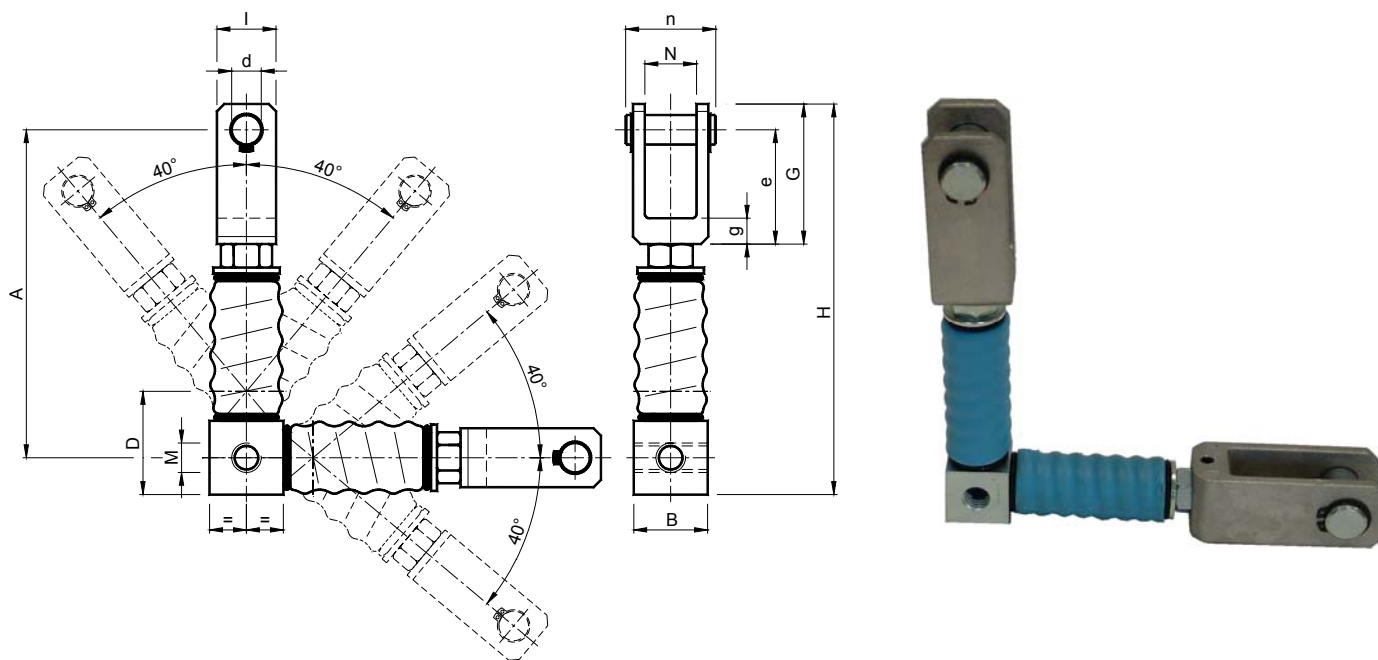
**USE** Rotation angle  $\pm 40^\circ$ .

Working temperature  $-30^\circ\text{C}$  a  $+120^\circ\text{C}$ .



Tipo Type	Cod. N°	A	B	D	G	H	I	M	N	d	e	g	n	Newton $0^\circ \div 40^\circ$	Peso Weight in Kg
<b>AFV 10 S</b>	AR070450	116.5	25	35	75	144	30	M8	19	16	60	15	40	0 ÷ 60	0.65
<b>AFV 10 D</b>	AR070455	116.5	25	35	75	144	30	M8	37	16	60	15	60	0 ÷ 60	0.75
<b>AFV 20 S</b>	AR070460	139.5	25	35	75	167	30	M10	19	16	60	15	40	0 ÷ 100	0.76
<b>AFV 20 D</b>	AR070465	139.5	25	35	75	167	30	M10	37	16	60	15	60	0 ÷ 100	0.85
<b>AFV 30 S</b>	AR070470	139.5	25	35	75	167	30	M12	19	16	60	15	40	0 ÷ 190	0.75
<b>AFV 30 D</b>	AR070475	139.5	25	35	75	167	30	M12	37	16	60	15	60	0 ÷ 190	0.85
<b>AFV 40 S</b>	AR070480	177.5	35	50	85	210	30	M16	19	16	70	15	45	0 ÷ 500	0.16
<b>AFV 40 D</b>	AR070485	177.5	35	50	85	210	30	M16	37	16	70	15	65	0 ÷ 500	1.75
<b>AFV 50 S</b>	AR070490	222.5	50	70	95	265	40	M20	19	20	77.5	17.5	45	0 ÷ 110	5.00
<b>AFV 50 D</b>	AR070495	222.5	50	70	95	265	40	M20	51	20	77.5	17.5	77	0 ÷ 110	6.10
<b>AFV 60 S</b>	AR070500	290	70	95	125	345	50	M24	34	20	105	20	60	0 ÷ 180	13.40
<b>AFV 60 D</b>	AR070505	290	70	95	125	345	50	M24	85	20	105	20	115	0 ÷ 180	14.40

Elementi elastici – Tipo: **AFGV ±40°** / *Elastic Elements ARCO – Type: AFGV (±40°)*



**MATERIALI** Acciaio. La guaina di rivestimento è in gomma isolante. La forcella può essere in alluminio o in acciaio.

**TRATTAMENTI** I particolari in acciaio sono zincati. La molla interna è grezza oleata. La forcella in alluminio è sabbiata, quella in acciaio verniciata.

**IMPIEGO** Angolo di rotazione ± 40°.

Temperatura di lavoro da -30°C a +60°C.

**MATERIALS** Steel. Covering gaiter in insulated rubber.

The fork can be made of aluminium or steel. Rotation pin made of brass.

**TREATMENTS** The steel parts are galvanized. The spring inside is raw oiled. The fork is sandblasted or painted.

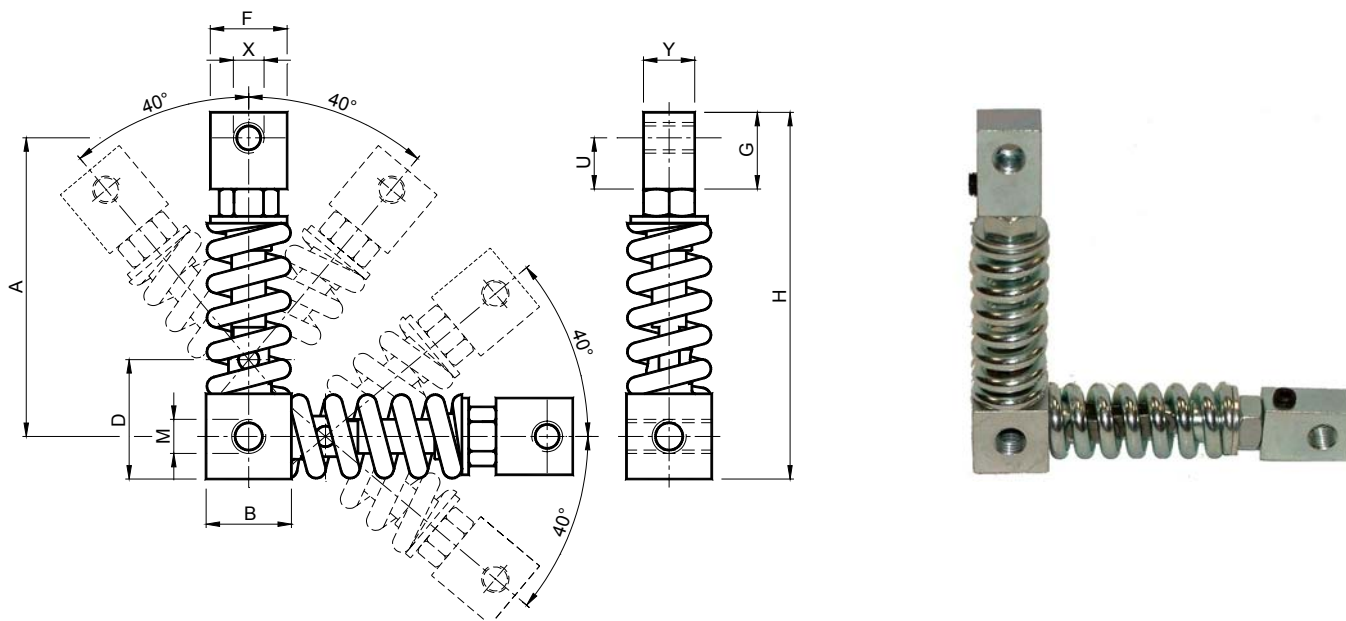
**USE** Rotation angle ± 40°.

Working temperature -30°C a +60°C.



Tipo Type	Cod. N°	A	B	D	G	H	I	M	N	d	e	g	n	Newton 0° ÷ 40°	Peso Weight in Kg
AFGV 10 S	AR070452	116.5	25	35	75	144	30	M8	19	16	60	15	40	0 ÷ 60	0.65
AFGV 10 D	AR070457	116.5	25	35	75	144	30	M8	37	16	60	15	60	0 ÷ 60	0.75
AFGV 20 S	AR070462	139.5	25	35	75	167	30	M10	19	16	60	15	40	0 ÷ 100	0.76
AFGV 20 D	AR070467	139.5	25	35	75	167	30	M10	37	16	60	15	60	0 ÷ 100	0.85
AFGV 30 S	AR070472	139.5	25	35	75	167	30	M12	19	16	60	15	40	0 ÷ 190	0.75
AFGV 30 D	AR070477	139.5	25	35	75	167	30	M12	37	16	60	15	60	0 ÷ 190	0.85
AFGV 40 S	AR070482	177.5	35	50	85	210	30	M16	19	16	70	15	45	0 ÷ 500	0.16
AFGV 40 D	AR070487	177.5	35	50	85	210	30	M16	37	16	70	15	65	0 ÷ 500	1.75
AFGV 50 S	AR070492	222.5	50	70	95	265	40	M20	19	20	77.5	17.5	45	0 ÷ 1100	5.00
AFGV 50 D	AR070497	222.5	50	70	95	265	40	M20	51	20	77.5	17.5	77	0 ÷ 1100	6.10
AFGV 60 S	AR070502	290	70	95	125	345	50	M24	34	20	105	20	60	0 ÷ 1800	13.40
AFGV 60 D	AR070507	290	70	95	125	345	50	M24	85	20	105	20	115	0 ÷ 1800	14.40

Elementi elastici **ARCO** – Tipo: **ABV ( $\pm 40^\circ$ )** / *Elastic Element ARCO – Tipo: ABV ( $\pm 40^\circ$ )*



**MATERIALI** Acciaio. Spina di rotazione in ottone.

**TRATTAMENTI** Zincatura bianca.

**IMPIEGO** Angolo di rotazione  $\pm 40^\circ$ .

Temperatura di lavoro  $-30^\circ\text{C}$  a  $+120^\circ\text{C}$ .

**MATERIALS** Steel. Rotation pin made of brass.

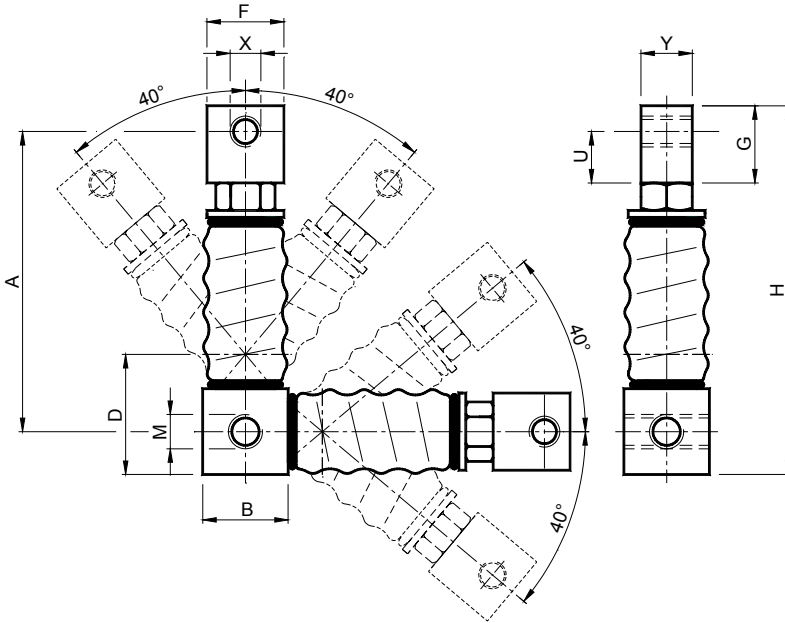
**TREATMENTS** White galvanization.

**USE** Rotation angle  $\pm 40^\circ$ .

Working temperature  $-30^\circ\text{C}$  a  $+120^\circ\text{C}$ .

Tipo Type	Cod. N°	A	B	D	F	G	H	M	U	X	Y	Newton $0^\circ \div 40^\circ$	Peso Weight in Kg
<b>ABV 10-8</b>	AR070510	80	25	35	20	30	102.5	M8	20	M8	15	0 ÷ 90	0.45
<b>ABV 10-10</b>	AR070515	80	25	35	20	30	102.5	M8	20	M10	15	0 ÷ 90	0.45
<b>ABV 20-10</b>	AR070520	100	25	35	20	30	122.5	M10	20	M10	15	0 ÷ 135	0.60
<b>ABV 20-16</b>	AR070525	100	25	35	30	30	122.5	M10	20	M16	15	0 ÷ 135	0.65
<b>ABV 30-10</b>	AR070530	100	25	35	20	30	122.5	M12	20	M10	15	0 ÷ 275	0.60
<b>ABV 30-16</b>	AR070535	100	25	35	30	30	122.5	M12	20	M16	15	0 ÷ 275	0.65
<b>ABV 40-12</b>	AR070540	130	35	50	30	35	160	M16	22.5	M12	20	0 ÷ 750	1.55
<b>ABV 40-16</b>	AR070545	130	35	50	30	35	160	M16	22.5	M16	20	0 ÷ 750	1.55
<b>ABV 50-16</b>	AR070550	175	50	70	45	45	215	M20	30	M16	30	0 ÷ 1400	5.50
<b>ABV 50-20</b>	AR070555	175	50	70	45	45	215	M20	30	M20	30	0 ÷ 1400	5.50
<b>ABV 60-20</b>	AR070558	220	70	95	50	50	270	M24	35	M20	35	0 ÷ 2360	11.5

Elementi elastici **ARCO** – Tipo: **ABGV ( $\pm 40^\circ$ )** / Elastic Elements **ARCO** – Type: **ABGV ( $\pm 40^\circ$ )**



**MATERIALI** Acciaio. Guaina di rivestimento in gomma isolante.  
**TRATTAMENTI** I particolari in acciaio sono zincati. La molla interna è grezza oleata.  
**IMPIEGO** Angolo di rotazione  $\pm 40^\circ$ .  
 Temperatura di lavoro da  $-30^\circ\text{C}$  a  $+60^\circ\text{C}$ .

**MATERIALS** Steel. Covering gaiter in insulated rubber.  
**TREATMENTS** The steel parts are galvanized. The spring inside is raw oiled.  
**USE** Rotation angle  $\pm 40^\circ$ .  
 Working temperature  $-30^\circ\text{C}$  a  $+160^\circ\text{C}$ .

Tipo Type	Cod. N°	A	B	D	F	G	H	M	U	X	Y	Newton $0^\circ \div 40^\circ$	Peso Weight in Kg
<b>ABGV10-8</b>	AR070511	80	25	35	20	30	102.5	M8	20	M8	15	0 ÷ 90	0.45
<b>ABGV10-10</b>	AR070516	80	25	35	20	30	102.5	M8	20	M10	15	0 ÷ 90	0.45
<b>ABGV20-10</b>	AR070521	100	25	35	20	30	122.5	M10	20	M10	15	0 ÷ 135	0.60
<b>ABGV20-16</b>	AR070526	100	25	35	30	30	122.5	M10	20	M16	15	0 ÷ 135	0.65
<b>ABGV30-10</b>	AR070531	100	25	35	20	30	122.5	M12	20	M10	15	0 ÷ 275	0.60
<b>ABGV30-16</b>	AR070536	100	25	35	30	30	122.5	M12	20	M16	15	0 ÷ 275	0.65
<b>ABGV40-12</b>	AR070541	130	35	50	30	35	160	M16	22.5	M12	20	0 ÷ 750	1.55
<b>ABGV40-16</b>	AR070546	130	35	50	30	35	160	M16	22.5	M16	20	0 ÷ 750	1.55
<b>ABGV50-16</b>	AR070551	175	50	70	45	45	215	M20	30	M16	30	0 ÷ 1400	5.50
<b>ABGV50-20</b>	AR070556	175	50	70	45	45	215	M20	30	M20	30	0 ÷ 1400	5.50
<b>ABGV60-20</b>	AR070559	220	70	95	50	50	270	M24	35	M20	35	0 ÷ 2360	11.5

**Istruzioni di montaggio / Assembly instruction**

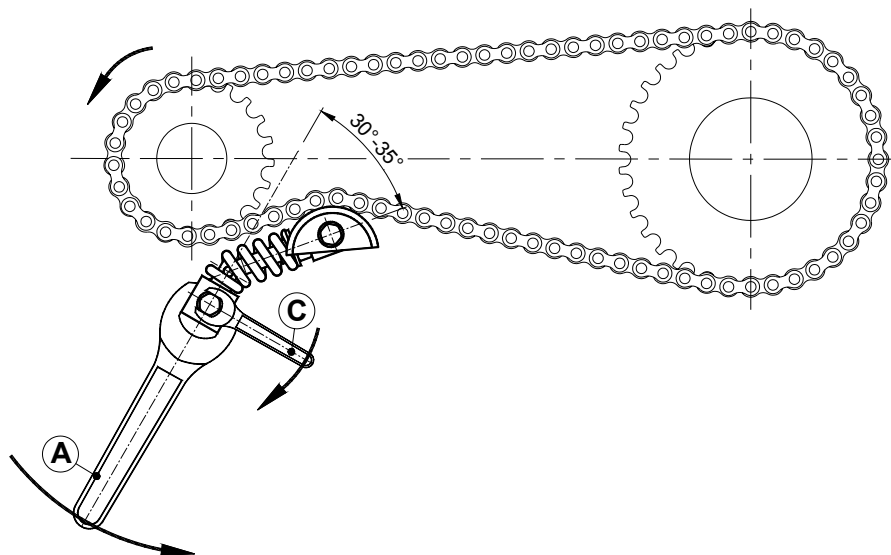


Fig. 1

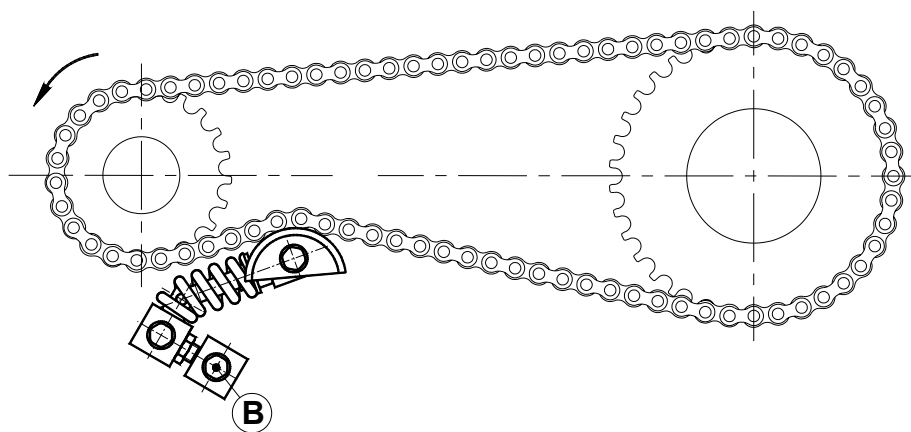


Fig. 2

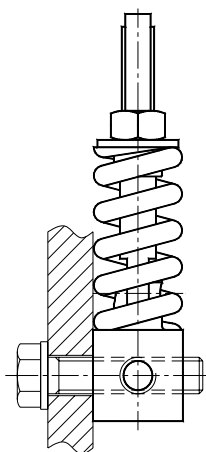
Arco è un elemento elastico a molla il cui principale utilizzo è quello di tendicatena o tendicinghia.

Arco è di semplice impiego in quanto con dei semplici gesti è possibile installare il tenditore nella trasmissione. Nella figura 1 riportiamo l'esempio del posizionamento di un tenditore ARCO tipo AB con kit tendicatena tipo VB. Posizionare l'elemento elastico sul tratto lento della trasmissione vicino al pignone motore. Inserire una vite sul foro centrale della base dell'elemento elastico, senza tirarla in modo che possa fare da fulcro per la rotazione. Con l'ausilio di una chiave esagonale "A" agire sulla base dell'elemento in modo da imprimere allo stelo un angolo di rotazione massimo compreso tra i 30° e i 35° e in maniera tale che l'asse dello stelo risulti il più possibile parallelo alla catena. Una volta raggiunta la posizione desiderata con la chiave esagonale "C" stringere la vite di fissaggio. Nelle applicazioni particolarmente gravose si può utilizzare l'accessorio "Blocco B" come braccio di reazione, che va spinato o bloccato con una vite.

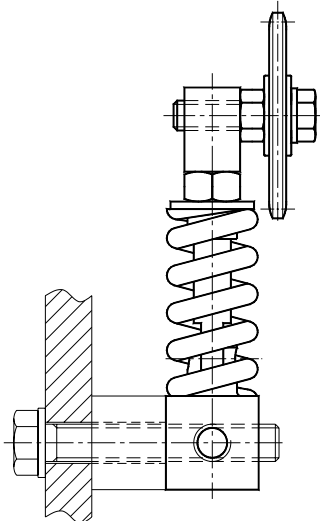
*Arco is an elastic element with spring which is mainly used as a chain or belt tensioner.*

*Arco is easy to use and can be installed in a transmission following few simple steps. Figure 1 shows the example of the positioning of a type AB ARCO tensioner with type VB chain tensioner kit. Position the elastic element on the loose section of the transmission near the pinion motor. Insert a screw into the central hole in the base of the elastic element without pulling it, so that it can act as a fulcrum for rotation. Use an "A" hex key to work on the base of the element and give the stem a maximum rotation angle of between 30° and 35°, so that the stem axis is as parallel to the chain as possible. After reaching the desired position, use a "C" hex key to tighten the fastening screw. In particularly onerous applications, the accessory "Block B" can be used as a reaction arm, which is fixed with a pin or locked with a screw.*

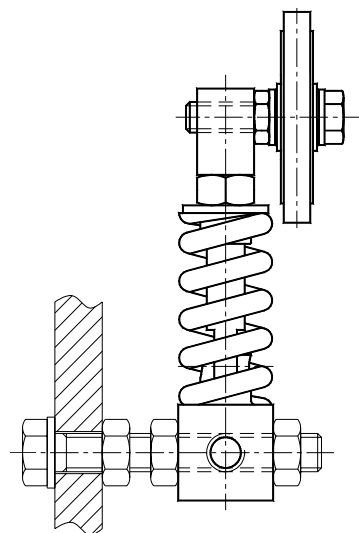
**Esempi di montaggio / Examples of installation**



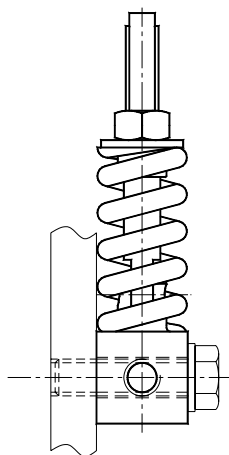
**Fig.1**  
Montaggio di lato a parete  
*Side installation to wall*



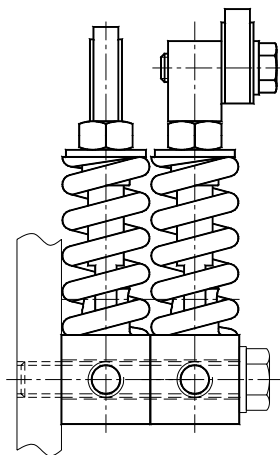
**Fig.2**  
Montaggio di lato a parete con distanziale.  
*Side installation to wall with spacer*



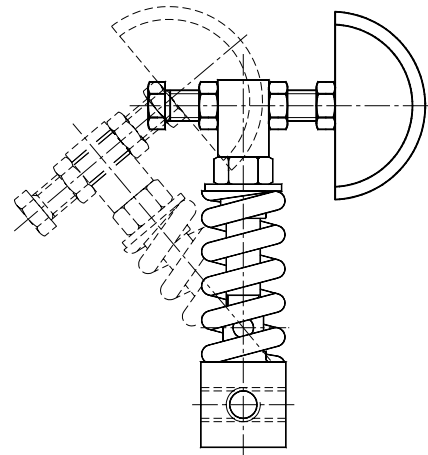
**Fig.3**  
Montaggio di lato a parete con doppia regolazione.  
*Side installation to wall with double adjustment*



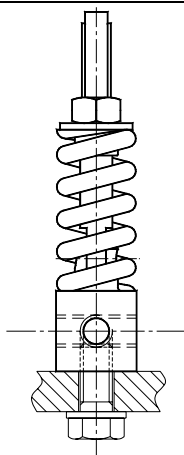
**Fig.4**  
Montaggio a parete con vite frontale  
*Wall installation with front screw*



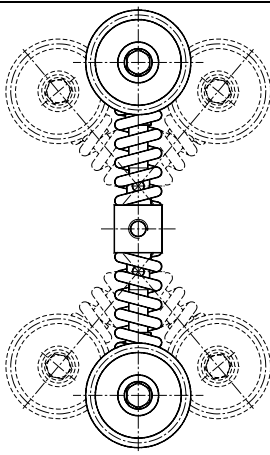
**Fig.5**  
Montaggio con doppio tenditore e una sola vite di fissaggio  
*Installation with double tensioner and only one screw*



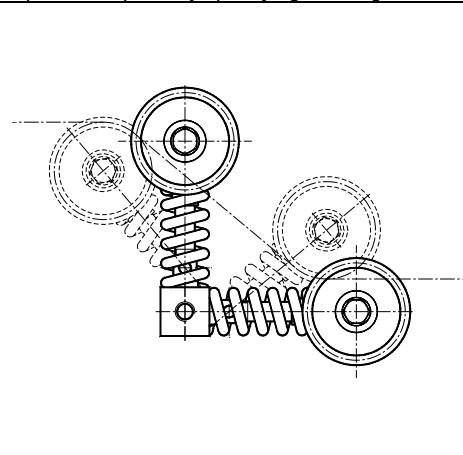
**Fig.6**  
Montaggio a richiesta della testa tipo V su elemento elastico tipo AB e ABN, la vite deve essere richiesta a parte specificando la lunghezza  
*Assembling of the head type V on the elastic element type AB and ABN, the screw must be requested separately specifying the length*



**Fig.7**  
Montaggio su piastra con vite inferiore  
*Installation on a plate with bottom screw*







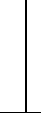







**Fig.8**  
Doppia tensione con unico supporto centrale  
*Double tensioner with one central support*













**Fig.9**  
Doppia tensione con "angolo V" per doppio recupero.  
*Double tensioner with "V angle" for double recovery*

**Tabella di scelta KIT / KIT selection table**

Catena - Chain DIN 8187		Tipo - Type				Taglia Size		Tipo - Type				Larghezza max cinghia max belt width	Tipo Type
ISO	Passo Pitch	V	VB	LB	OVA	AR ARN ARG ARGN	AB ABN ABG ABGN	RAP	RAU	RP	RU		PQ
		 Pag.147	 Pag.148	 Pag.149	 Pag.158			 Pag.155	 Pag.155	 Pag.156	 Pag.156	 Pag.157	
<b>05-B1</b>	8mm	V 10-0 S	VB 10-0 S	LB 10-0 S		10	10	RAP 1	RAU 1	RP 1	RU 1	30 mm	
<b>06-B1</b>	3/8" x 7/32"	V 10-1 S	VB 10-1 S	LB 10-1 S	OVA 10-1 S	10	10						
<b>08-B1</b>	1/2" x 5/16"	V 20-2 S	VB 20-2 S	LB 20-2 S	OVA 20-2 S	20	20	RAP 2/3	RAU 2/3	RP 2/3	RU 2/3	40 mm	
<b>08-B1</b>	1/2" x 5/16"	V 30-2 S	VB 30-2 S	LB 30-2 S	OVA 30-2 S	30	30	RAP 2/3	RAU 2/3	RP 2/3	RU 2/3	40 mm	PQ30-Z S
<b>10-B1</b>	5/8" x 3/8"	V 30-3 S	VB 30-3 S	LB 30-3 S	OVA 30-3 S	30	30						
<b>12-B1</b>	3/4" x 7/16"	V 30-4 S	VB 30-4 S	LB 30-4 S	OVA 30-4 S	30	30						
<b>12-B1</b>	3/4" x 7/16"		VB 40-4 S	LB 40-4 S	OVA 40-4 S	40	40	RAP 4	RAU 4	RP 4	RU 4	55 mm	PQ40-A S
<b>16-B1</b>	1" x 17.02	V 40-5 S	VB 40-5 S	LB 40-5 S		40	40						PQ40-B S
<b>20-B1</b>	1"1/4 x 3/4"		VB 50-6 S	LB 50-6 S		50	50	RAP 5	RAU 5	RP 5	RU 5	85 mm	
<b>24-B1</b>	1"1/2 x 1"		VB 50-7 S	LB 50-7 S		50	50						
						60	60	RAP 6	RAU 6	RP 6	RU 6	130 mm	
<b>05-B2</b>	8mm	V 10-0 D	VB 10-0 D	LB 10-0 D		10	10						
<b>06-B2</b>	3/8" x 7/32"	V 10-1 D	VB 10-1 D	LB 10-1 D	OVA 10-1 D	10	10						
<b>08-B2</b>	1/2" x 5/16"	V 20-2 D	VB 20-2 D	LB 20-2 D	OVA 20-2 D	20	20	RAP 1	RAU 1			30mm	
<b>08-B2</b>	1/2" x 5/16"	V 30-2 D	VB 30-2 D	LB 30-2 D	OVA 30-2 D	30	30						PQ30-Z D
<b>10-B2</b>	5/8" x 3/8"	V 30-3 D	VB 30-3 D	LB 30-3 D	OVA 30-3 D	30	30						
<b>12-B2</b>	3/4" x 7/16"	V 30-4 D	VB 30-4 D	LB 30-4 D	OVA 30-4 D	30	30						
<b>12-B2</b>	3/4" x 7/16"	V 40-4 D	VB 40-4 D	LB 40-4 D	OVA 40-4 D	40	40						PQ40-A D
<b>16-B2</b>	1" x 17.02	V 40-5 D	VB 40-5 D	LB 40-5 D		40	40						
<b>16-B2</b>	1" x 17.02		VB 50-5 D	LB 50-5 D		50	50						PQ 50-B D
<b>20-B2</b>	1"1/4 x 3/4"		VB 50-6 D	LB 50-6 D		50	50						
<b>24-B2</b>	1"1/2 x 1"		VB 50-7 D	LB 50-7 D		50	50						
<b>06-B3</b>	3/8" x 7/32"	V 20-1 T	VB 20-1 T	LB 20-1 T	OVA 20-1 T	20	20						
<b>08-B3</b>	1/2" x 5/16"	V 30-2 T	VB 30-2 T	LB 30-2 T	OVA 30-2 T	30	30						PQ 30-Z T
<b>10-B3</b>	5/8" x 3/8"	V 40-3 T	VB 40-3 T	LB 40-3 T		40	40						PQ 40-A T
<b>12-B3</b>	3/4" x 7/16"	V 40-4 T	VB 40-4 T	LB 40-4 T		40	40						
<b>16-B3</b>	1" x 17.02	V 40-5 T	VB 40-5 T	LB 40-5 T		40	40						
<b>16-B3</b>	1" x 17.02		VB 50-5 T	LB 50-5 T		50	50						PQ 50-B T
<b>20-B3</b>	1"1/4 x 3/4"		VB 50-6 T	LB 50-6 T		50	50						
<b>24-B3</b>	1"1/2 x 1"		VB 50-7 T	LB 50-7 T		50	50						

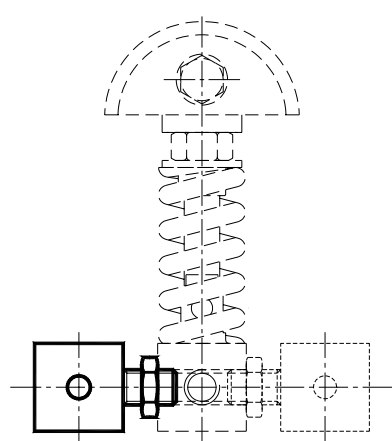
**Tabella di scelta KIT / KIT selection table**

Catena - Chain DIN 8187		Tipo - Type							Taglia Size	
ISO	Passo Pitch	RA	RB	NA	IA	NB	IB	KB	AR ARN ARG ARGN	AB ABN ABG ABGN
		 Pag.150	 Pag.151	 Pag.152	 Pag.152	 Pag.153	 Pag.153	 Pag.154		
05-B1	8mm	RA 10-0 S	RB 10-0 S						10	10
06-B1	3/8" x7/32"	RA 10-1 S	RB 10-1 S						10	10
06-B1	3/8" x7/32"			NA 20-1 S	IA 20-1 S	NB 20-1 S	IB 20-1 S	KB 20-1 S	20	20
06-B1	3/8" x7/32"			NA 30-1 S	IA 30-1 S	NB 30-1 S	IB 30-1 S	KB 30-1 S	30	30
08-B1	1/2" x5/16"	RA 20-2 S	RB 20-2 S						20	20
08-B1	1/2" x5/16"	RA 30-2 S	RB 30-2 S	NA 30-2 S	IA 30-2 S	NB 30-2 S	IB 30-2 S	KB 30-2 S	30	30
10-B1	5/8" x3/8"	RA 30-3 S	RB 30-3 S	NA 30-3 S	IA 30-3 S	NB 30-3 S	IB 30-3 S	KB 30-3 S	30	30
10-B1	5/8" x3/8"			NA 40-3 S	IA 40-3 S	NB 40-3 S	IB 40-3 S	KB 40-3 S	40	40
12-B1	3/4" x7/16"	RA 30-4 S	RB 30-4 S	NA 30-4 S	IA 30-4 S	NB 30-4 S	IB 30-4 S	KB 30-4 S	30	30
12-B1	3/4" x7/16"	RA 40-4 S	RB 40-4 S	NA 40-4 S	IA 40-4 S	NB 40-4 S	IB 40-4 S	KB 40-4 S	40	40
12-B1	3/4" x7/16"			NA 50-4 S	IA 50-4 S	NB 50-4 S	IB 50-4 S	KB 50-4 S	50	50
16-B1	1" x17.02mm	RA 40-5 S	RB 40-5 S	NA 40-5 S	IA 40-5 S	NB 40-5 S	IB 40-5 S	KB 40-5 S	40	40
16-B1	1" x17.02mm			NA 50-5 S	IA 50-5 S	NB 50-5 S	IB 50-5 S	KB 50-5 S	50	50
20-B1	1"1/4 x3/4"	RA 50-6 S	RB 50-6 S						50	50
20-B1	1"1/4 x3/4"			NA 60-6 S	IA 60-6 S	NB 60-6 S	IB 60-6 S	KB 60-6 S	60	60
24-B1	1"1/2 x1"	RA 50-7 S	RB 50-7 S						50	50
24-B1	1"1/2 x1"			NA 60-7 S	IA 60-7 S	NB 60-7 S	IB 60-7 S	KB 60-7 S	60	60
05-B2	8mm	RA 10-0 D	RB 10-0 D						10	10
06-B2	3/8" x7/32"	RA 10-1 D	RB 10-1 D						10	10
06-B2	3/8" x7/32"			NA 20-1 D	IA 20-1 D	NB 20-1 D	IB 20-1 D	KB 20-1 D	20	20
06-B2	3/8" x7/32"			NA 30-1 D	IA 30-1 D	NB 30-1 D	IB 30-1 D	KB 30-1 D	30	30
08-B2	1/2" x5/16"	RA 20-2 D	RB 20-2 D						20	20
08-B2	1/2" x5/16"	RA 30-2 D	RB 30-2 D	NA 30-2 D	IA 30-2 D	NB 30-2 D	IB 30-2 D	KB 30-2 D	30	30
10-B2	5/8" x3/8"	RA 30-3 D	RB 30-3 D	NA 30-3 D	IA 30-3 D	NB 30-3 D	IB 30-3 D	KB 30-3 D	30	30
10-B2	5/8" x3/8"			NA 40-3 D	IA 40-3 D	NB 40-3 D	IB 40-3 D	KB 40-3 D	40	40
12-B2	3/4" x7/16"	RA 30-4 D	RB 30-4 D						30	30
12-B2	3/4" x7/16"	RA 40-4 D	RB 40-4 D	NA 40-4 D	IA 40-4 D	NB 40-4 D	IB 40-4 D	KB 40-4 D	40	40
12-B2	3/4" x7/16"			NA 50-4 D	IA 50-4 D	NB 50-4 D	IB 50-4 D	KB 50-4 D	50	50
16-B2	1" x17.02mm	RA 40-5 D	RB 40-5 D	NA 40-5 D	IA 40-5 D	NB 40-5 D	IB 40-5 D	KB 40-5 D	40	40
16-B2	1" x17.02mm	RA 50-5 D	RB 50-5 D	NA 50-5 D	IA 50-5 D	NB 50-5 D	IB 50-5 D	KB 50-5 D	50	50
20-B2	1"1/4 x3/4"		RB 50-6 D						50	50
20-B2	1"1/4 x3/4"			NA 60-6 D	IA 60-6 D	NB 60-6 D	IB 60-6 D	KB 60-6 D	60	60
24-B2	1"1/2 x1"		RB 50-7 D						50	50
24-B2	1"1/2 x1"			NA 60-7 D	IA 60-7 D	NB 60-7 D	IB 60-7 D	KB 60-7 D	60	60
06-B3	3/8" x7/32"	RA 20-1 T	RB 20-1 T						20	20
06-B3	3/8" x7/32"			NA 30-1 T	IA 30-1 T			KB 30-1 T	30	30
08-B3	1/2" x5/16"	RA 30-2 T	RB 30-2 T						30	30
08-B3	1/2" x5/16"			NA 40-2 T	IA 40-2 T	NB 40-2 T	IB 40-2 T	KB 40-2 T	40	40
10-B3	5/8" x3/8"	RA 40-3 T	RB 40-3 T	NA 40-3 T	IA 40-3 T	NB 40-3 T	IB 40-3 T	KB 40-3 T	40	40
10-B3	5/8" x3/8"			NA 50-3 T	IA 50-3 T	NB 50-3 T	IB 50-3 T	KB 50-3 T	50	50
12-B3	3/4" x7/16"	RA 40-4 T	RB 40-4 T	NA 40-4 T	IA 40-4 T	NB 40-4 T	IB 40-4 T	KB 40-4 T	40	40
12-B3	3/4" x7/16"			NA 50-4 T	IA 50-4 T	NB 50-4 T	IB 50-4 T	KB 50-4 T	50	50
16-B3	1" x17.02mm		RB 40-5 T						40	40
16-B3	1" x17.02mm		RB 50-5 T	NA 50-5 T	IA 50-5 T	NB 50-5 T	IB 50-5 T	KB 50-5 T	50	50
16-B3	1" x17.02mm			NA 60-5 T	IA 60-5 T	NB 60-5 T	IB 60-5 T	KB 60-5 T	60	60
20-B3	1"1/4 x3/4"		RB 50-6 T						50	50
20-B3	1"1/4 x3/4"			NA 60-6 T	IA 60-6 T	NB 60-6 T	IB 60-6 T	KB 60-6 T	60	60
24-B3	1"1/2 x1"		RB 50-7 T						50	50
24-B3	1"1/2 x1"			NA 60-7 T	IA 60-7 T	NB 60-7 T	IB 60-7 T	KB 60-7 T	60	60

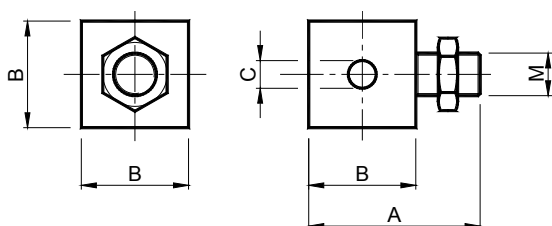


**Accessori / Accessories**

**Supporto – Tipo: B / Support – Type: B**



Esempio di montaggio  
Example of installation



**MATERIALI** Acciaio  
**TRATTAMENTI** Zincatura bianca  
**IMPIEGO** Accessorio anti rotazione.

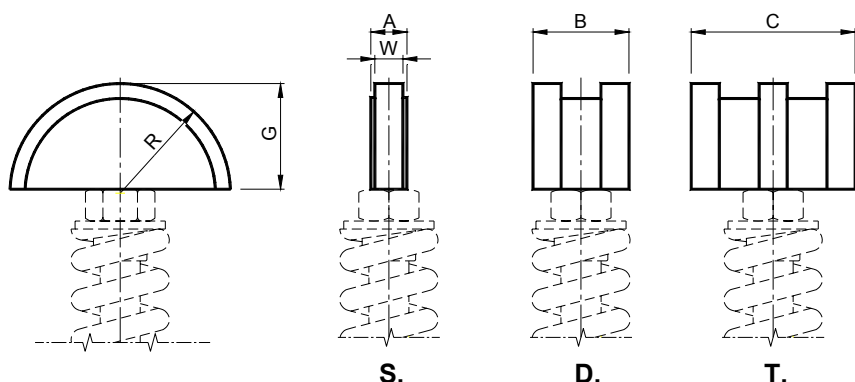
**MATERIALS** Steel.  
**TREATMENTS** White galvanization.  
**USE** Anti-Rotational.



Tipo Type	Cod. N°	A	B	C	M	Peso Weight in Kg
B 10/20/30	AR070560	45	25	8.5	M12	0.14
B 40	AR070566	57	35	11	M16	0.38
B 50	AR070568	80	50	13	M20	1.05
B 60	AR070570	10	70	13	M24	2.90

**KIT per tendicatena / KIT for chain tighteners**

**Pattino in polietilene – Tipo: V / Polyethylene sliding block – Type: V**



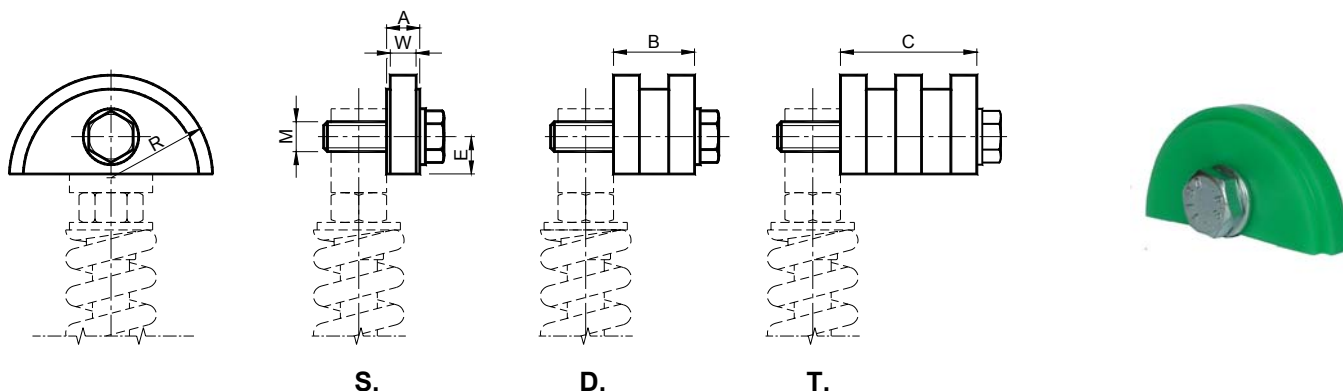
**MATERIALI** Polietilene ad alta densità molecolare.  
**IMPIEGO** Profilo semicircolare indicato per piccoli interassi o per montaggi vicino al pignone.  
Velocità di lavoro ≤20 m/min.  
Temperatura di lavoro ≤70°C.

**MATERIALS** Polyethylene sliding block, high molecular density.  
**USE** Semi-circular profile suitable for reduced interaxis or for installation close to the pinion.  
Operating speed ≤20 m/min.  
Operating temperature ≤70° C.

Tipo Type	S Cod. N°	D Cod. N°	T Cod. N°	Catena Chain	Taglia Size	A	B	C	G	R	W	Peso Weight in Kg		
												S.	D.	T.
V 10-0	TB001060	TB001070		8mm	10	16	16		33	35	2.5	0.03	0.03	
V 10-1	TB001061	TB001071		3/8"x 7/32"	10	16	18		33	35	5	0.03	0.03	
V 20-1			TB001080	3/8"x 7/32"	20			25	33	35	5			0.04
V 20-2	TB001062	TB001072		1/2"x 5/16"	20	16	20.5		33	35	7	0.03	0.03	
V 30-2	TB001062	TB001072	TB001081	1/2"x 5/16"	30	16	20.5	34	33	35	7	0.03	0.04	0.06
V 30-3	TB001063	TB001073		5/8"x 3/8"	30	17	25		43	45	9	0.04	0.08	
V 40-3			AR070628	5/8"x 3/8"	40			42	43	45	9			0.12
V 30-4	TB001064	TB001074		3/4"x 7/16"	30	17	30		43	45	11	0.05	0.09	
V 40-4		AR070620	AR070630	3/4"x 7/16"	40		30	49	43	45	11		0.09	0.14
V 40-5	AR040616	AR070622	AR070632	1" x 17.02mm	40	18	47	79.5	53	55	16	0.08	0.20	0.32

**KIT per tendicatena / KIT for chain tighteners**

Pattino in polietilene – Tipo: **VB** / Polyethylene sliding block – Type: **VB**



**MATERIALE** Polietilene ad alta densità molecolare. Bulloneria in acciaio zincato.  
**IMPIEGO** Profilo semicircolare, adatto per piccoli interassi e per montaggi vicini a pignone.  
 Velocità di lavoro  $\leq 20$  m/min.  
 Temperatura di lavoro  $\leq 70^\circ\text{C}$ .

**MATERIALS** Polyethylene sliding block, high molecular density. Bolts and nuts made of galvanized steel.  
**USE** Semi-circular profile suitable for reduced interaxis or for installation close to the pinion.  
 Operating speed  $\leq 20$  m/min.  
 Operating temperature  $\leq 70^\circ\text{C}$ .

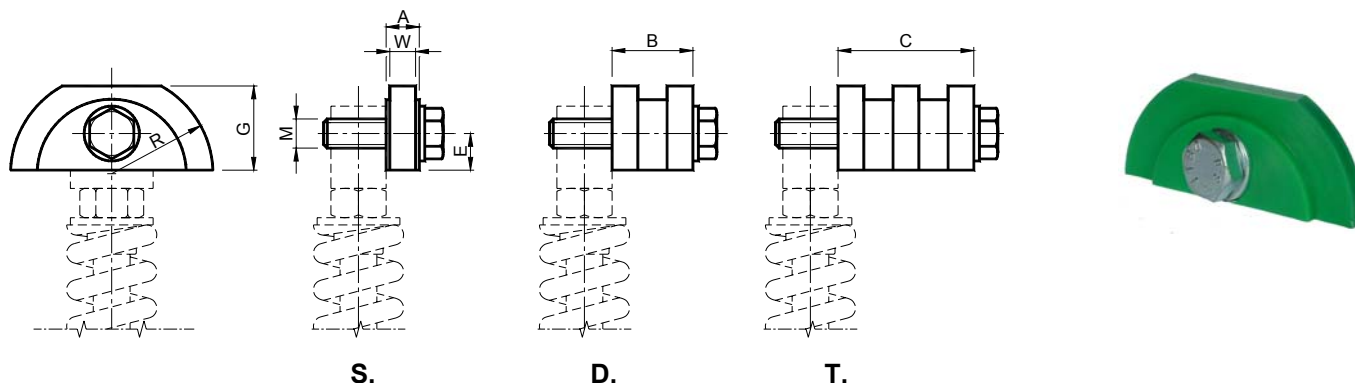
Tipo Type	S Cod. N°	D Cod. N°	T Cod. N°	Catena Chain	Taglia Size	A	B	C	E	M	R	W	Peso Weight in Kg		
													S.	D.	T.
VB 10-0	AR070640	AR070665		8mm	10	10	12		10	M8	35	2.5	0.07	0.08	
VB 10-1	AR070641	AR070667		3/8" x 7/32"	10	10	18		10	M8	35	5	0.07	0.08	
VB 20-1			AR070692	3/8" x 7/32"	20			25	10	M10	35	5			0.11
VB 20-2	AR070643	AR070669		1/2" x 5/16"	20	14	20.5		10	M10	35	7	0.08	0.09	
VB 30-2	AR070643	AR070669	AR070694	1/2" x 5/16"	30	14	20.5	34	10	M10	35	7	0.08	0.09	0.12
VB 30-3	AR070646	AR070672		5/8" x 3/8"	30	16.5	25		12	M10	45	9	0.10	0.11	
VB 40-3			AR070696	5/8" x 3/8"	40			42	12	M12	45	9			0.22
VB 30-4	AR070648	AR070674		3/4" x 7/16"	30	17.5	30		12	M10	45	11	0.10	0.12	
VB 40-4	AR070649	AR070675	AR070698	3/4" x 7/16"	40	17.5	30	49	12	M12	45	11	0.13	0.15	0.23
VB 40-5	AR070651	AR070677	AR070700	1" x 17.02	40	18	47	79.5	20	M12	55	16	0.18	0.26	0.38
VB 50-5		AR070678	AR070701	1" x 17.02	50		47	79.5	20	M16	55	16		0.47	0.68
VB 50-6	AR070653	AR070680	AR070703	1"1/4 x 3/4"	50	20	54	91	20	M16	55	18	0.32	0.50	0.60
VB 50-7	AR070655	AR070682	AR070705	1"1/2 x 1"	50	24	72	120	20	M16	55	24	0.33	0.54	0.65



Foto di applicazione / Application photo

**KIT per tendicatena / KIT for chain tighteners**

Pattino in polietilene – Tipo: **LB** / Polyethylene sliding block – Type: **LB**



**MATERIALE** Polietilene ad alta densità molecolare. Bulloneria in acciaio zincato.

**IMPIEGO** Profilo semicircolare, adatto per grandi interassi.

Velocità di lavoro ≤20 m/min.

Temperatura di lavoro ≤70°C.

**MATERIALS** Polyethylene sliding block, high molecular density. Bolts and nuts made of galvanized steel.

**USE** Semi-circular profile suitable for reduced interaxis or for installation close to the pinion.

Operating speed ≤20 m/min.

Operating temperature ≤70° C.

Tipo Type	S Cod. N°	D Cod. N°	T Cod. N°	Catena Chain	Taglia Size	A	B	C	E	G	M	R	W	Peso Weight in Kg		
														S.	D.	T.
LB 10-0	AR070715	AR070741		8mm	10	10	12		10	30	M8	35	2.5	0.07	0.08	
LB 10-1	AR070717	AR070743		3/8" x 7/32"	10	10	18		10	30	M8	35	5	0.07	0.08	
LB 20-1			AR070768	3/8" x 7/32"	20			25	10	30	M10	35	5			0.11
LB 20-2	AR070719	AR070745		1/2" x 5/16"	20	14	20.5		10	30	M10	35	7	0.08	0.09	
LB 30-2	AR070719	AR070745	AR070770	1/2" x 5/16"	30	14	20.5	34	10	30	M10	35	7	0.08	0.09	0.12
LB 30-3	AR070722	AR070748		5/8" x 3/8"	30	16.5	25		12	37	M10	45	9	0.10	0.11	
LB 40-3			AR070772	5/8" x 3/8"	40			42	12	37	M12	45	9			0.22
LB 30-4	AR070724	AR070750		3/4" x 7/16"	30	17.5	30		12	37	M10	45	11	0.10	0.12	
LB 40-4	AR070725	AR070751	AR070774	3/4" x 7/16"	40	17.5	30	49	12	37	M12	45	11	0.13	0.15	0.23
LB 40-5	AR070727	AR070753	AR070776	1" x 17.02	40	18	47	79.5	20	46	M12	55	16	0.18	0.26	0.38
LB 50-5		AR070754	AR070777	1" x 17.02	50		47	79.5	20	46	M16	55	16		0.47	0.68
LB 50-6	AR070729	AR070756	AR070779	1"1/4 x 3/4"	50	20	54	91	20	46	M16	55	18	0.32	0.50	0.60
LB 50-7	AR070731	AR070758	AR070781	1"1/2 x 1"	50	24	72	120	20	46	M16	55	24	0.33	0.54	0.65




Foto di applicazione / Application photo

**KIT per tendicatena / KIT for chain tighteners**  
 Rotella in polietilene – Tipo: RA / Polyethylene wheel set – Type: RA



**MATERIALI** Forcella in alluminio o in acciaio. Polietilene ad alta densità molecolare. Perno in acciaio.

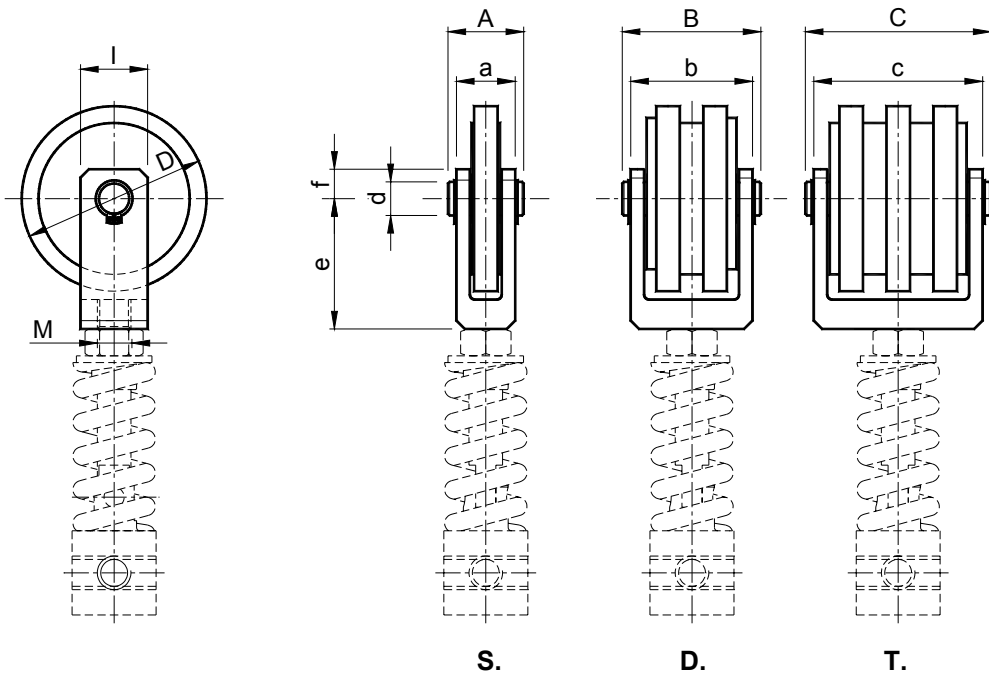
**TRATTAMENTI** La forcella in alluminio è sabbiata, la forcella in acciaio è verniciata. Perno in acciaio zincato.

**IMPIEGO** Rotella folle sul perno.  
 Velocità di lavoro ≤30 m/min.  
 Temperatura di lavoro ≤70°C.

**MATERIALS** The fork is made of aluminium or steel. The wheel is made of high density molecular polyethylene. The pin is made of steel.

**TREATMENTS** Fork made of sandblasted aluminium or painted steel. Pin made of galvanized steel.

Idle wheel on the pin.  
 Operating speed ≤30 m/min.  
 Operating temperature ≤70°C.



Tipo Type	S Cod. N°	D Cod. N°	T Cod. N°	Catena Chain	Taglia Size	A	a	B	b	C	c	D	E	G	g	I	M	W	Peso Weight in Kg		
																			S.	D.	T.
RA 10-0	AR071326	AR071351		8mm	10	19	40	19	40			70	60	75	15	30	M10	2.5	0.19	0.20	
RA 10-1	AR071328	AR071353		3/8" x 7/32"	10	19	40	19	40			70	60	75	15	30	M10	5	0.19	0.20	
RA 20-1			AR071378	3/8" x 7/32"	20					37	60	70	60	75	15	30	M10	5			0.24
RA 20-2	AR071330	AR071355		1/2" x 5/16"	20	19	40	37	60			70	60	75	15	30	M10	7	0.20	0.29	
RA 30-2	AR071330	AR071355	AR071380	1/2" x 5/16"	30	19	40	37	60	37	60	70	60	75	15	30	M10	7	0.20	0.29	0.30
RA 30-3	AR071333	AR071358		5/8" x 3/8"	30	19	45	37	65			90	70	85	15	30	M10	9	0.27	0.40	
RA 40-3			AR071382	5/8" x 3/8"	40					51	78	90	70	85	15	30	M14	9			1.00
RA 30-4	AR071335	AR071360		3/4" x 7/16"	30	19	45	37	65			90	70	85	15	30	M10	11	0.28	0.41	
RA 40-4	AR071336	AR071361	AR071384	3/4" x 7/16"	40	19	45	37	65	51	78	90	70	85	15	30	M14	11	0.28	0.41	1.08
RA 40-5	AR071338	AR071363		1" x 17.02	40	19	45	51	78			110	70	95	17.5	40	M14	16	0.40	1.13	
RA 50-5		AR071364		1" x 17.02	50			51	78			110	77.5	95	17.5	40	M20	16		1.13	
RA 50-6	AR071340			1 1/4 x 3/4"	50	19	45					110	77.5	95	17.5	40	M20	18	0.42		
RA 50-7	AR071342			1 1/2 x 1"	50	51	78					110	77.5	95	17.5	40	M20	24	1.10		

**KIT per tendicatena / KIT for chain tighteners**  
Rotella in polietilene – Tipo: **RB** / Polyethylene wheel set – Type: **RB**



**MATERIALI** Polietilene ad alta densità molecolare.  
Bussola e bulloneria in acciaio.

**IMPIEGO** Rotella folle sulla bussola.

Velocità di lavoro ≤30m/min.

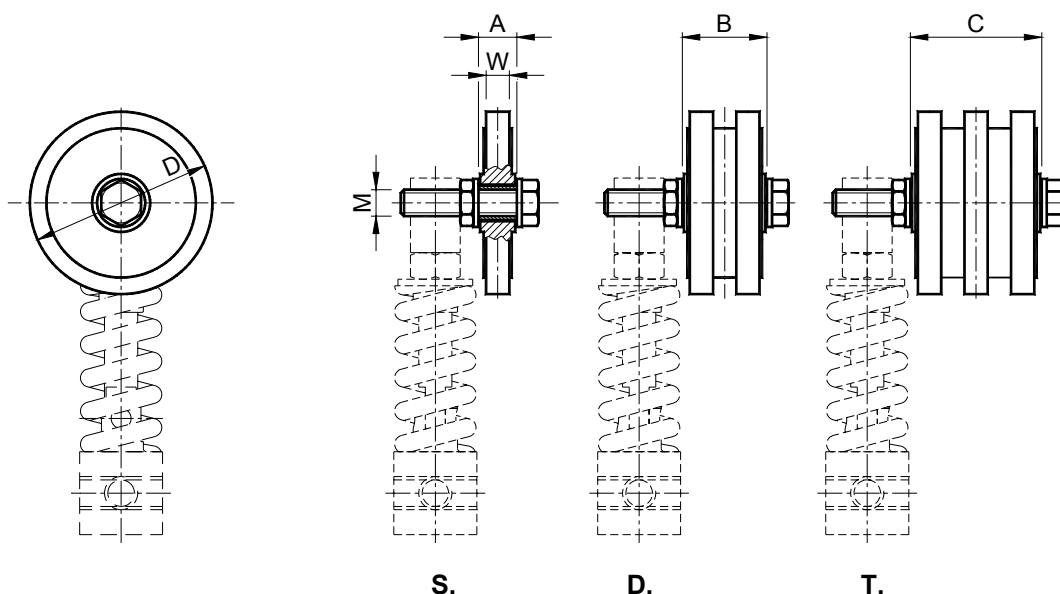
Temperatura di lavoro della rotella ≤70°C.

**MATERIALS** Polyethylene high molecular density. Bush, bolts and nuts made of steel.

**USE** Idle wheel on the pin.

Operating speed ≤30m/min.

Operating temperature ≤70°C.

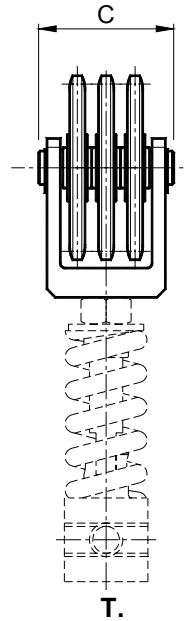
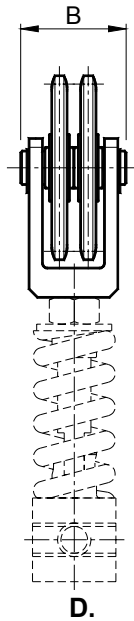
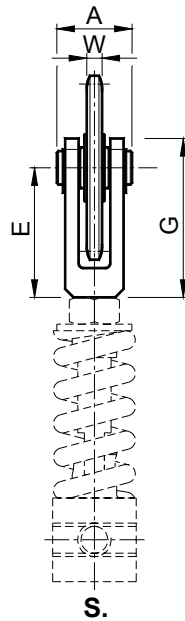
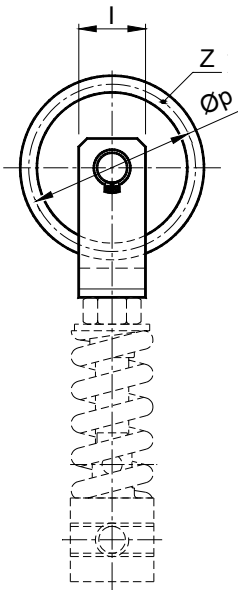


Tipo Type	S Cod. N°	D Cod. N°	T Cod. N°	Catena Chain	Taglia Size	A	B	C	D	M	W	Peso Weight in Kg		
												S.	D.	T.
RB 10-0	AR071401	AR071427		8mm	10	19	19		70	M10	2.5	0.13	0.14	
RB 10-1	AR071403	AR071429		3/8" x 7/32"	10	19	19		70	M10	5	0.13	0.14	
RB 20-1			AR071454	3/8" x 7/32"	20			37	70	M10	5			0.20
RB 20-2	AR071405	AR071431		1/2" x 5/16"	20	19	37		70	M10	7	0.14	0.19	
RB 30-2	AR071405	AR071431	AR071456	1/2" x 5/16"	30	19	37	37	70	M10	7	0.14	0.19	0.22
RB 30-3	AR071408	AR071434		5/8" x 3/8"	30	19	37		90	M10	9	0.18	0.27	
RB 40-3			AR071458	5/8" x 3/8"	40			50	90	M12	9			0.41
RB 30-4	AR071410	AR071436		3/4" X 7/16"	30	19	37		90	M10	11	0.18	0.28	
RB 40-4	AR071411	AR071437	AR071460	3/4" x 7/16"	40	19	37	50	90	M12	11	0.21	0.33	0.43
RB 40-5	AR071413	AR071439	AR071462	1" x 17.02	40	19	50	83	110	M12	16	0.28	0.54	0.72
RB 50-5		AR071440	AR071463	1" x 17.02	50		50	83	110	M16	16		0.60	0.92
RB 50-6	AR071415	AR071442	AR071465	1"1/4 x 3/4"	50	19	58	95	110	M16	18	0.42	0.67	0.94
RB 50-7	AR071417	AR071444	AR071467	1"1/2 x 1"	50	27	76	125	110	M16	24	0.43	0.69	0.99

**KIT per tendicatena / KIT for chain tighteners**

Pignone in acciaio su forcella con cuscinetto nazionale – Tipo: **NA**  
 Sprocket made of steel on the fork with national bearing – Type: **NA**

Pignone in acciaio su forcella con cuscinetto INA – Tipo: **IA**  
 Sprocket made of steel on the fork with INA bearing – Type: **IA**



**MATERIALI** Forcella in alluminio o acciaio. Cuscinetto, corona e perno in acciaio.

**TRATTAMENTI** Forcella in alluminio sabbiato o in acciaio verniciato. Corona e perno in acciaio zincato.

**IMPIEGO** Il pignone è costituito da una corona in acciaio, montata su cuscinetti con base maggiorata nazionale (tipo NA) oppure INA (tipo IA). Velocità di lavoro ≤60 m/min. Temperatura di lavoro ≤100°C.

**MATERIALS** The fork is made of aluminium or steel. The ball bearing, the crown and the pin are made of steel.

**TREATMENTS** Fork made of sandblasted aluminium or painted steel. The crown and the pin are made of galvanized steel.

**USE** Idle pin on the fork. The sprocket consists of a steel crown, installed on national (type NA) or INA (type IA) enlarged bearings. Operating speed ≤60 m/min. Operating temperature ≤100°C.

NA: Pignone tendicatena (con cuscinetto nazionale)  
 NA: Sprocket wheel set (with national bearing)

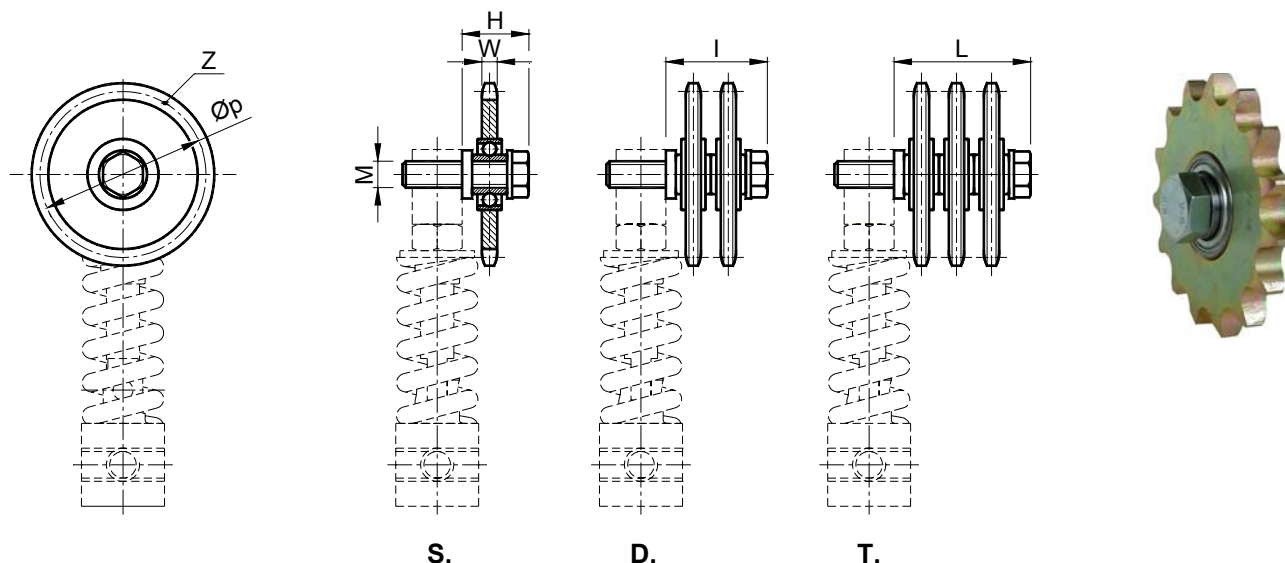
IA: Pignone tendicatena (con cuscinetto INA)  
 IA: Sprocket wheel set (with INA bearing)

Tipo Type	S Cod. N°	D Cod. N°	T Cod. N°	Catena Chain	Tipo Type	S Cod. N°	D Cod. N°	T Cod. N°	Taglia Size	A	B	C	Øp	E	G	I	Z	W	Peso Weight in Kg		
																			S.	D.	T.
NA 20-1	AR070943	AR070970		3/8" x 7/32"	IA 20-1	AR071021	AR071048		20	40	60		63.90	60	75	30	21	5.3	0.29	0.52	
NA 30-1	AR070943	AR070970	AR070996	3/8" x 7/32"	IA 30-1	AR071021	AR071048	AR071074	30	40	60	60	63.90	60	75	30	21	5.3	0.29	0.52	0.78
NA 30-2	AR070946	AR070973		1/2" x 5/16"	IA 30-2	AR071024	AR071051		30	40	60		73.14	60	75	30	18	7.2	0.36	0.65	
NA 40-2			AR070998	1/2" x 5/16"	IA 40-2			AR071076	40			60	73.14	60	75	30	18	7.2			1.25
NA 30-3	AR070948	AR070975		5/8" x 3/8"	IA 30-3	AR071026	AR071053		30	45	65		86.39	70	85	30	17	9.1	0.51	0.96	
NA 40-3	AR070949	AR070976	AR071000	5/8" x 3/8"	IA 40-3	AR071027	AR071054	AR071078	40	45	65	78	86.39	70	85	30	17	9.1	0.51	0.96	
NA 50-3			AR071001	5/8" x 3/8"	IA 50-3			AR071079	50			78	86.39	70	85	30	17	9.1			1.97
NA 30-4	AR070951			3/4" x 7/16"	IA 30-4	AR071029			30	45			91.63	70	85	30	15	11.1	0.57		
NA 40-4	AR070952	AR070978	AR071003	3/4" x 7/16"	IA 40-4	AR071030	AR071056	AR071081	40	45	65	78	91.63	70	85	30	15	11.1	0.57	1.14	3.10
NA 50-4	AR070953	AR070979	AR071004	3/4" x 7/16"	IA 50-4	AR071031	AR071057	AR071082	50	45	65	78	91.63	70	85	30	15	11.1	0.57	1.14	3.10
NA 40-5	AR070955	AR070981		1" x 17.02	IA 40-5	AR071033	AR071059		40	45	78		98.14	77.5	95	40	12	16.2	0.97	2.10	
NA 50-5	AR070956	AR070982	AR071006	1" x 17.02	IA 50-5	AR071034	AR071060	AR071084	50	45	78	115	98.14	77.5	95	40	12	16.2	0.97	2.10	4.86
NA 60-5			AR071007	1" x 17.02	IA 60-5			AR071085	60			115	98.14	77.5	95	40	12	16.2			4.86
NA 60-6	AR070958	AR070984	AR071009	1"1/4 x 3/4"	IA 60-6	AR071036	AR071062	AR071087	60	60	88	130	132.65	105	125	50	13	18.5	2.80	5.10	6.88
NA 60-7	AR070960	AR070986	AR071011	1"1/2 x 1"	IA 60-7	AR071038	AR071064	AR071089	60	60	115	180	135.21	105	125	50	11	24.1	3.20	5.93	8.97

**KIT per tendicatena / KIT for chain tighteners**

Pignone tendicatena (con cuscinetto nazionale) – Tipo: **NB**  
Sprocket wheel set (with national bearing) – Type: **NB**

Pignone tendicatena (con cuscinetto INA) – Tipo: **IB**  
Sprocket wheel set (with INA bearing) – Type: **IB**



**MATERIALI** Corona, cuscinetto e vite in acciaio.

**TRATTAMENTI** Corona e vite in acciaio zincato.

**IMPIEGO** Il pignone è costituito da una corona in acciaio, montata su cuscinetti con base maggiorata nazionale (tipo NB) o INA (tipo IB).

Velocità di lavoro ≤60m/min.

Temperatura di lavoro ≤100°C.

**MATERIALS** Crown, bearing, and screw are in steel.

**TREATMENTS** The crown and the pin are made of galvanized steel.

**USE** The sprocket consists of a steel crown, installed on national (type NB) or INA (type IB) enlarged bearings.

Operating speed ≤60 m/min.

Operating temperature ≤100°C.

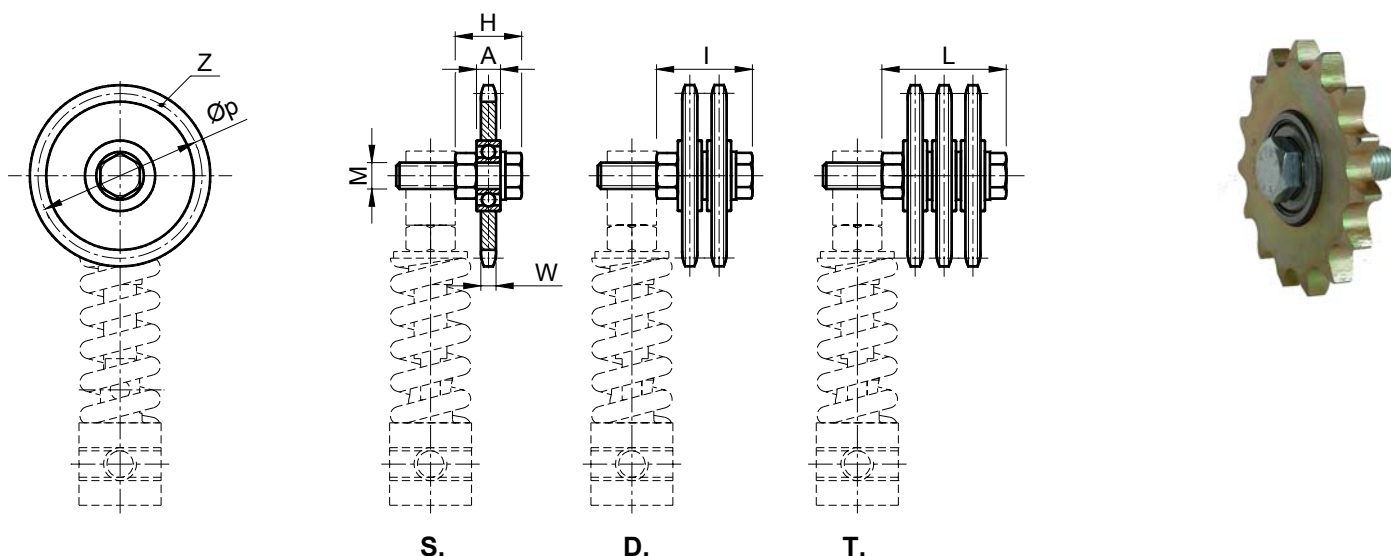
NB: Pignone tendicatena  
(con cuscinetto nazionale)  
NB: Sprocket wheel set  
(with national bearing)

IB: Pignone tendicatena  
(con cuscinetto INA)  
IB: Sprocket wheel set  
(with INA bearing)

Tipo Type	S Cod. N°	D Cod. N°	T Cod. N°	Catena Chain	Tipo Type	S Cod. N°	D Cod. N°	T Cod. N°	Taglia Size	H	I	L	M	Øp	Z	W	Peso Weight in Kg		
																	S.	D.	T.
NB 20-1	AR071099	AR071126		3/8" x 7/32"	IB 20-1	AR071177	AR071204		20	34	50		M16	63.90	21	5.3	0.25	0.40	
NB 30-1	AR071099	AR071126		3/8" x 7/32"	IB 30-1	AR071177	AR071204		30	34	50		M16	63.90	21	5.3	0.25	0.40	0.55
NB 30-2	AR071102	AR071129		1/2" x 5/16"	IB 30-2	AR071180	AR071207		30	34	50		M16	73.14	18	7.2	0.35	0.60	
NB 40-2			AR071154	1/2" x 5/16"	IB 40-2			AR071232	40			68	M16	73.14	18	7.2			0.84
NB 30-3	AR071104	AR071131		5/8" x 3/8"	IB 30-3	AR071182	AR071209		30	37	56		M16	86.39	17	9.1	0.50	0.88	
NB 40-3	AR071105	AR071132	AR071156	5/8" x 3/8"	IB 40-3	AR071183	AR071210	AR071234	40	39	58	76	M16	86.39	17	9.1	0.51	0.89	1.20
NB 50-3			AR071157	5/8" x 3/8"	IB 50-3			AR071235	50			79	M16	86.39	17	9.1			1.30
NB 30-4	AR071107			3/4" x 7/16"	IB 30-4	AR071185			30	37			M16	91.63	15	11.1	0.64		
NB 40-4	AR071108	AR071134	AR071159	3/4" x 7/16"	IB 40-4	AR071186	AR071212	AR071237	40	39	58	76	M16	91.63	15	11.1	0.65	1.15	1.65
NB 50-4	AR071109	AR071135	AR071160	3/4" x 7/16"	IB 50-4	AR071187	AR071213	AR071238	50	42	61	79	M16	91.63	15	11.1	0.66	1.17	1.70
NB 40-5	AR071111	AR071137		1" x 17.02	IB 40-5	AR071189	AR071215		40	44	76		M16	98.14	12	16.2	0.92	1.70	
NB 50-5	AR071112	AR071138	AR071162	1" x 17.02	IB 50-5	AR071190	AR071216	AR071240	50	50	82	113	M20	98.14	12	16.2	0.98	1.76	2.56
NB 60-5			AR071163	1" x 17.02	IB 60-5			AR071241	60			120	M20	98.14	12	16.2			2.58
NB 60-6	AR071114	AR071140	AR071165	1"1/4 x 3/4"	IB 60-6	AR071192	AR071218	AR071243	60	58	93	128	M20	132.65	13	18.5	2.22	3.50	5.10
NB 60-7	AR071116	AR071142	AR071167	1"1/2 x 1"	IB 60-7	AR071194	AR071220	AR071245	60	60	109	157	M20	132.65	11	24.1	2.25	4.15	6.00

**KIT per tendicatena / KIT for chain tighteners**

Pignone tendicatena (con cuscinetto) – Tipo: **KB** / Sprocket wheel set (with ball bearing) – Type: **KB**



**MATERIALI** Cuscinetto, corona e vite in acciaio.  
**TRATTAMENTI** Corona e vite in acciaio zincato.  
**IMPIEGO** Il pignone è costituito da una corona in acciaio, montata su cuscinetti unificati.  
 Velocità di lavoro ≤60m/min.  
 Temperatura di lavoro ≤100°C.

**MATERIALS** Crown, bearing, and screw are in steel.  
**TREATMENTS** The crown and the pin are made of galvanized steel.  
**USE** The sprocket consists of a steel crown, installed on a unified bearing.  
 Operating speed ≤60 m/min.  
 Operating temperature ≤100°C.

Tipo Type	S Cod. N°	D Cod. N°	T Cod. N°	Catena Chain	Taglia Size	A	E	H	I	L	M	P	W	Z	Peso Weight in Kg		
															S.	D.	T.
KB 20-1	AR071255	AR071279		3/8" x 7/32"	20	9	49.3	26	36		M10	45.81	5.3	15	0.10	0.22	
KB 30-1	AR071255	AR071279	AR071303	3/8" x 7/32"	30	9	49.3	26	36	47	M10	45.81	5.3	15	0.10	0.22	0.25
KB 30-2	AR071258	AR071282		1/2" x 5/16"	30	9	65.5	26	40		M10	61.09	7.2	15	0.19	0.36	
KB 40-2			AR071305	1/2" x 5/16"	40	12	65.5			58	M12	61.09	7.2	15			0.50
KB 40-3	AR071260	AR071284	AR071307	5/8" x 3/8"	40	12	83.0	35	51	68	M12	76.36	9.1	15	0.35	0.58	0.95
KB 50-3			AR071308	5/8" x 3/8"	50	15	83.0			76	M20	76.36	9.1	15			1.18
KB 40-4	AR071262	AR071286		3/4" x 7/16"	40	12	99.8	35	55		M12	91.63	11.1	15	0.55	0.98	
KB 50-4	AR071263	AR071287	AR071310	3/4" x 7/16"	50	15	99.8	43	63	82	M20	91.63	11.1	15	0.70	1.24	1.55
KB 50-5	AR071265	AR071289		1" x 17.02	50	15	117.0	47	79		M20	106.12	16.2	13	1.12	1.98	
KB 60-5			AR071312	1" x 17.02	60	15	117.0			118	M20	106.12	16.2	13			2.86
KB 60-6	AR071267	AR071291	AR071314	1"1/4 x 3/4"	60	15	147.8	58	93	128	M20	132.65	18.5	13	2.22	3.50	5.10
KB 60-7	AR071269	AR071293	AR071316	1"1/2 x 1"	60	15	150.0	60	109	157	M20	135.21	24.1	11	2.25	4.15	6.00

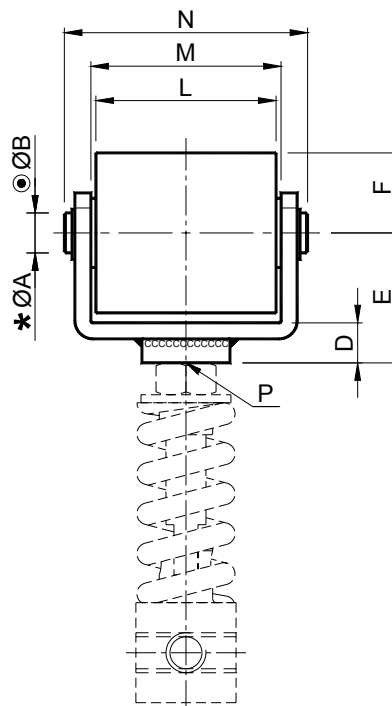
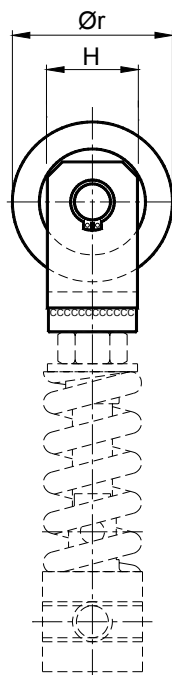


Foto di applicazione / Application photo



**KIT per tendicinghia / KIT for belt-tighteners**

Rullo in acciaio zincato su forcella – Tipo: **RAU** / Rullo in poliammide su forcella – Tipo: **RAP**  
 Roller set in galvanized steel – Type: **RAU** / Roller set in polyamide – Type: **RAP**



**MATERIALI** RAU: Forcella, cuscinetti, perno, distanziali e rullo in acciaio.

RAP: Forcella, cuscinetti, perno e distanziali in acciaio, rullo in poliammide PA6+MoS nero

**TRATTAMENTI** RAU: Forcella verniciata a forno, particolari metallici in acciaio zincato.

RAP: Forcella verniciata a forno, particolari metallici in acciaio zincato, rullo tornito 1.6.

**IMPIEGO** Rullo con cuscinetti ZZ lubrificati.

**MATERIALS** RAU: Fork, bearings, pin, spacers, roller made of steel.

RAP: Fork, bearings, pin, spacers made of steel, roller made of black polyamide PA6+MoS.

**TREATMENTS** RAU: Fork oven painted, metallic components made of galvanized steel

RAP: Fork oven painted, metallic components made of galvanized steel, the roller is turned 1.6.

**USE** Roller with ZZ greased bearings.

\* ØA : Per rullo in acciaio / For roller made of steel

○ ØB : Per rullo in poliammide / For roller made of polyamide

Rullo in acciaio Roller set in steel														Rullo in poliammide Roller set in polyamide			
Tipo Type	Cod. N°	* ØA	○ ØB	D	E	F	H	L	M	N	P	Ør	Taglia Size	Tipo Type	Cod. N°	Peso Weight in Kg	
																RAU	RAP
RAU 1	AR070902	8	8	15	35	15	20	35	43	60	M10	30	10	RAP 1	AR070886	0.26	0.18
RAU2/3	AR070904	10	10	15	40	20	25	45	50	68	M10	40	20/30	RAP2/3	AR070888	0.56	0.38
RAU 4	AR070906	16	12	15	50	30	35	60	65	85	M14	60	40	RAP 4	AR070890	1.36	1.15
RAU 5	AR070908	20	20	20	65	40	45	90	95	121.5	M20	80	50	RAP 5	AR070892	3.59	2.66
RAU 6	AR070910	20	20	20	70	45	45	135	140	167	M24	90	60	RAP 6	AR070894	5.95	4.35

Campo di lavoro Working field				Campo di lavoro Working field			
Tipo Type	Ø Rullo Roller	Numero di giri max Max rpm	Cuscinetto Bearing	Tipo Type	Ø Rullo Roller	Numero di giri max Max rpm	Cuscinetto Bearing
RAU 1	30	15000	608	RAP 1	30	8000	608
RAU 2/3	40	12000	6200	RAP 2/3	40	8000	6200
RAU 4	60	9500	6304	RAP 4	60	6000	6301
RAU 5	80	6500	6306	RAP 5	80	5000	6304
RAU 6	90	6500	6306	RAP 6	90	4500	6304

Il numero di giri descritto in tabella è indicativo. L'applicazione va valutata in base al tipo d'impiego, il fattore di servizio e le condizioni di lavoro.  
 The rpm indicated in the chart is approximate. The application must be considered according to the type of use, the service factor and the working conditions.

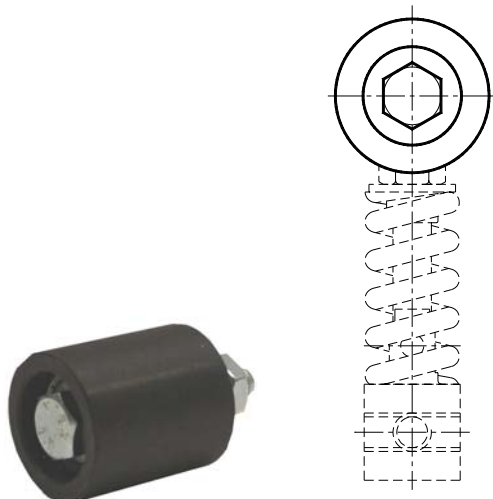
### KIT per tendicinghia / KIT for belt-tighteners

Rullo in poliammide – Tipo: **RP** / Rullo in acciaio zincato – Tipo: **RU**

Roller set in polyamide – Type: **RP** / Roller set in galvanized steel – Type: **RU**

- Per rullo in poliammide vite “M”
- For polyamide-roller screw “M”

- \* Per rullo in acciaio vite “P”
- \* Rollerset galvanized steel “P”



**MATERIALI** Rullo in poliammide PA6+MoS nero, cuscinetti e distanziali in acciaio.

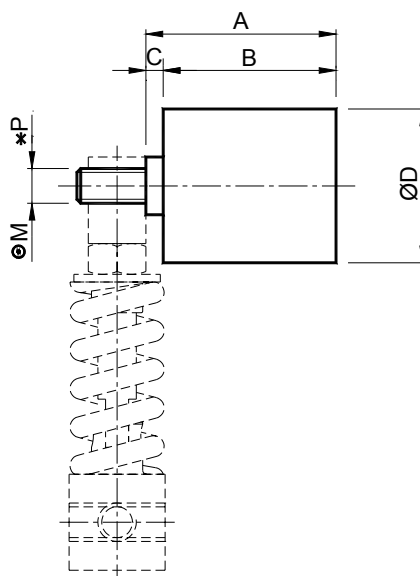
**TRATTAMENTI** Particolari metallici in acciaio zincato. **Rullo tornito 1.6.** Cuscinetti lubrificati.

**IMPIEGO** Rullo per tendicinghia. Temperatura di lavoro dei rulli ≤70°C.

**MATERIALS** Roller made of polyamide PA6+MoS, bearings and spacers made of steel.

**TREATMENTS** Metallic components made of galvanized steel. **The roller is turned 1.6.** Greased bearings.

**USE** Belt tensioning. Operating temperature ≤70°C.



**MATERIALI** Rullo, cuscinetti e distanziali in acciaio.

**TRATTAMENTI** Particolari metallici in acciaio zincato. Cuscinetti lubrificati

**IMPIEGO** Rullo per tendicinghia. Temperatura di lavoro dei rulli ≤100°C.

**MATERIALS** Roller bearings and spacers made of steel.

**TREATMENTS** Metallic components made of galvanized steel. Greased bearings.

**USE** Belt tensioning. Operating temperature ≤100°C.

◦M : Per rullo in poliammide / For polyamide roller

\*P : Per rullo in acciaio / For steel roller

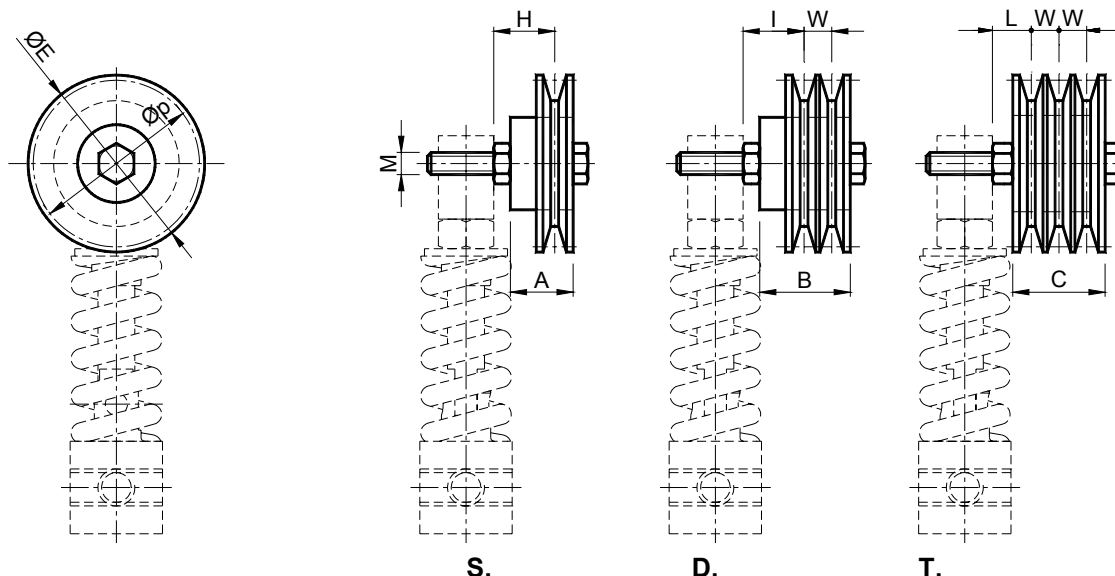
Tipo Type	Cod. N°	Peso Weight in Kg	A	B	C	D	M ◦	P *	TAGLIA SIZE	Tipo Type	Cod. N°	Peso Weight in Kg
RP 1	RE011090	0.08	38	35	3	30	M8	M8	10	RU 1	AR070870	0.16
RP 2/3	RE011092	0.18	51	45	6	40	M10	M10	20/30	RU 2/3	AR070872	0.37
RP 4	RE011094	0.40	68	60	8	60	M12	M16	40	RU 4	AR070874	0.85
RP 5	RE011096	1.20	99	90	9	80	M20	M20	50	RU 5	AR070876	2.09
RP 6	RE011098	1.70	142	135	7	90	M20	M20	60	RU 6	AR070878	2.44

Campo di lavoro Working field				Campo di lavoro Working field			
Tipo Type	Ø Rullo Roller	Numero di giri max Max rpm	Cuscinetto Bearing	Tipo Type	Ø Rullo Roller	Numero di giri max Max rpm	Cuscinetto Bearing
RP 1	30	8000	608	RU 1	30	15000	608
RP 2/3	40	8000	6200	RU 2/3	40	12000	6200
RP 4	60	6000	6304	RU 4	60	9500	6304
RP 5	80	5000	6304	RU 5	80	6500	6306
RP 6	90	4500	6304	RU 6	90	6500	6306

Il numero di giri descritto in tabella è indicativo. L'applicazione va valutata in base al tipo d'impiego, il fattore di servizio e le condizioni di lavoro.  
The rpm indicated in the chart is approximate. The application must be considered according to the type of use, the service factor and the working conditions.

**KIT per tendicinghia / KIT for belt-tighteners**

Puleggia trapezoidale in ghisa - Tipo: **PQ (Z – A – B)**  
V-Belt cast iron pulley - Type: **PQ (Z – A – B)**



**MATERIALI** Puleggia in ghisa. Distanziali, cuscinetti e bulloneria in acciaio.  
**TRATTAMENTI** Particolari metallici in acciaio zincato. Puleggia brunita o verniciata. Cuscinetti lubrificati.  
**IMPIEGO** Puleggia per il pensionamento di cinghie trapezoidali  
Temperatura di lavoro della puleggia ≤100°C.

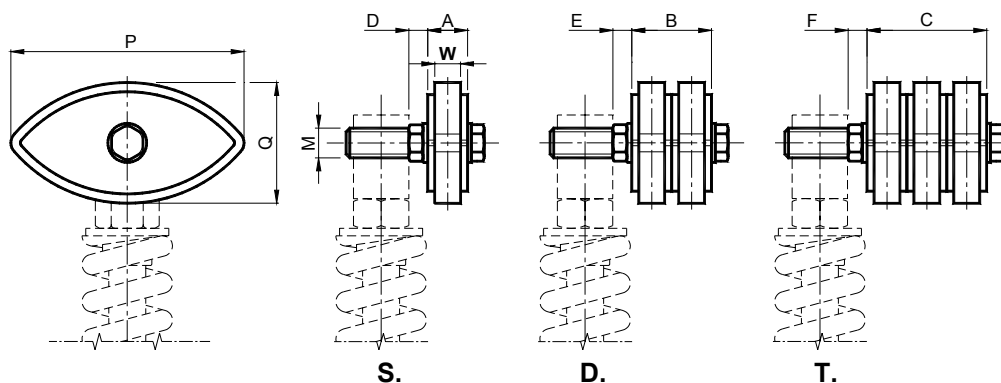
**MATERIALI** V-Belt pulley made of cast-iron. Spacers, bearings, bolts and nuts made of steel.  
**TREATMENTS** Metallic components made of galvanized steel. The pulley is burnished or painted. Greased bearings.  
**USE** Pulley for V-Belt, it is used for belt tensioning.  
Operating temperature ≤100°C.

Tipo Type	S Cod. N°	D Cod. N°	T Cod. N°	Cinghia Belt	Taglia Size	A	B	C	E	H	I	L	M	P	R	U	Z	W	Peso Weight in Kg		
																			S.	D.	T.
PQ 30-Z	AR071490	AR071500	AR071510	Z	30	24	35	40	67	24	23	16.5	M10	63	39	50	51	12	0.40	0.70	1.10
PQ 40-A	AR071492	AR071502	AR071512	A	40	34	45	50	95.6	33	28	19.5	M12	90	50	59	59	15	1.10	1.70	1.80
PQ 40-B	AR071494	AR071504		B	40	41	55		132	38.5	32.5		M12	125	59	71		19	1.90	2.80	
PQ 50-B			AR071514	B	50			63	132			26.5	M20	125			85	19			3.50



**KIT per tendicatena / KIT for chain tighteners**

Pattino in polietilene - Tipo: **OVA** / Polyethylene sliding block - Type: **OVA**



**MATERIALE** Polietilene ad alta densità molecolare. Bulloneria in acciaio zincato.  
**IMPIEGO** Profilo semicircolare, adatto per medi e grandi interassi.  
 Velocità di lavoro  $\leq 20$  m/min.  
 Temperatura di lavoro  $\leq 70^\circ\text{C}$ .

**MATERIALS** Polyethylene sliding block, high molecular density. Bolts and nuts made of galvanized steel.  
**USE** Semi-circular profile suitable for middle-size and large interaxis.  
 Operating speed  $\leq 20$  m/min.  
 Operating temperature  $\leq 70^\circ\text{C}$ .

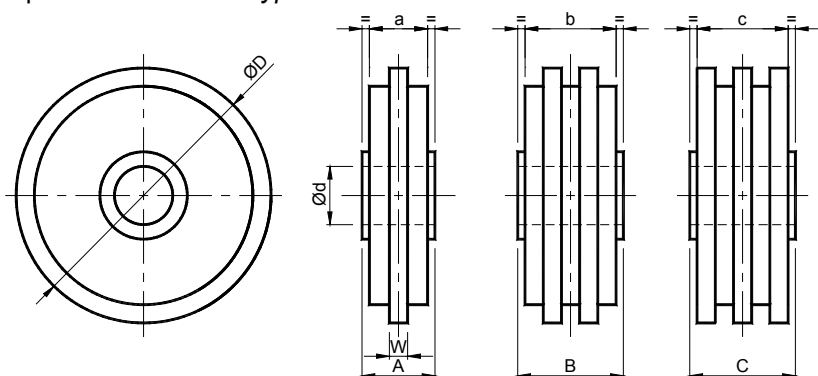


Tipo Type	S Cod. N°	D Cod. N°	T Cod. N°	Catena Chain	Taglia Size	A	B	C	D	E	F	M	P	Q	W	Peso Weight in Kg		
																S.	D.	T.
OVA10-1	AR071530	AR071540		3/8"x7/32"	10	10.2	20.4		6.5	6.5		M8	75	40	5	0.09	0.10	
OVA20-1			AR071550	3/8"x7/32"	20			30.6			8	M10	75	40	5			0.13
OVA20-2	AR071533	AR071542		1/2"x5/16"	20	13.9	27.8		8	8	8	M10	96	50	7	0.10	0.10	0.14
OVA30-2	AR071533	AR071542	AR071552	1/2"x5/16"	30	13.9	27.8	41.7	8	8	8	M10	96	50	7	0.10	0.10	0.14
OVA30-3	AR071535	AR071544		5/8"x 3/8"	30	16.6	33.2		8	8		M10	126	65	9	0.12	0.12	
OVA30-4	AR071536	AR071546		3/4"x7/16"	30	19.5	39.0		8	8		M10	148	74	12	0.12	0.12	
OVA40-4	AR071538	AR071548		3/4"x7/16"	40	19.5	39.0		9.5	9.5		M12	148	74	12	0.15	0.15	



**Accessori ARCO / Accessories ARCO**

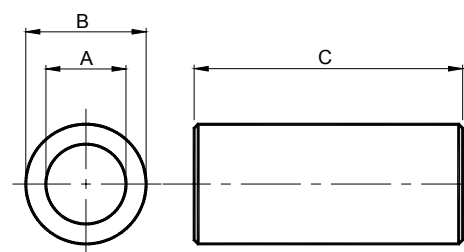
Tipo: **ROTELLA R** / Type: **WHEEL R**



**MATERIALI** Polietilene ad alta densità molecolare  
**MATERIALS** Polyethylene high molecular density

Tipo Type	S Cod. N°	D Cod. N°	T Cod. N°	Catena Chain	W	A	a	B	b	C	c	D	d	Peso Weight in Kg		
														S.	D.	T.
R0	AR004233	AR004243		8mm	2.5	18	16	18	16	/	/	70	16	0.05	0.10	
R1	AR004234	AR004244	AR004253	3/8" x 7/32"	5	18	16	18	15	36	25	70	16	0.05	0.10	0.15
R2	AR004235	AR004245	AR004254	1/2" x 5/16"	7	18	16	36	34	36	34	70	16	0.05	0.10	0.15
R3	AR004236	AR004246	AR004255	5/8" x 3/8"	9	18	16	36	34	50	42	90	16	0.09	0.18	0.27
R4	AR004237	AR004247	AR004256	3/4" x 7/16"	11	18	16	36	34	49	49	90	16	0.09	0.18	0.27
R5	AR004238			1" x 17.02	16	18	16	/	/	/	/	110	20	0.15		
R6	AR004239			1"1/4 x 3/4"	18	18	18	/	/	/	/	110	20	0.16		
R7	AR004240			1"1/2 x 1"	24	24	24	/	/	/	/	110	20	0.23		

Tipo: **DISTANZIALI** / Type: **SPACERS**

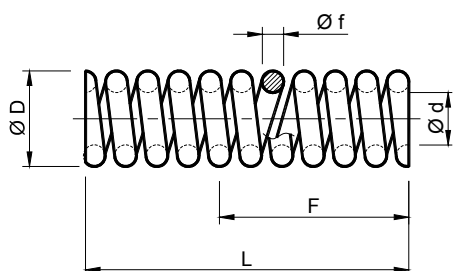


**MATERIALI** Acciaio  
**TRATTAMENTI** Zincatura

**MATERIALS** Steel  
**TREATMENTS** Electrolytic zinc plated

Tipo Type	Cod. N°	A	B	C	Peso Weight in Kg
DRP 1	RE001620	8 <sup>+0.2</sup> <sub>+0.1</sub>	12	9.5	0.004
DRP 2/3	RE001622	10 <sup>+0.2</sup> <sub>+0.1</sub>	16	13	0.012
DRP 4	RE001624	12 <sup>+0.2</sup> <sub>+0.1</sub>	20	17	0.026
DRP 5	RE001626	20 <sup>+0.2</sup> <sub>+0.1</sub>	30	26	0.078
DRP 6	RE001628	20 <sup>+0.2</sup> <sub>+0.1</sub>	30	67	0.200
DS 5	TB001217	20.5	30	14	0.040
BRS 10x16 L19	AR004704	10.2	16	19	0.017
BRS 12x16 L19	AR004705	12.2	16	19	0.012
BRS 16x20 L19	AR004714	16 <sup>+0.10</sup> <sub>+0.05</sub>	20	19	0.016
BRD 10x16 L37	AR004709	10.2	16	37	0.033
BRD 12x16 L37	AR004710	12.2	16	37	0.023

Tipo: **MOLLA M** / Type: **SPRING M**

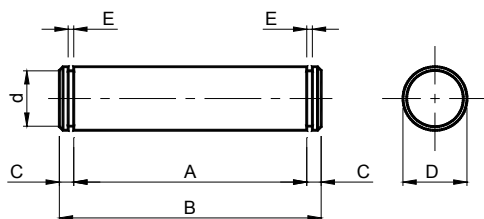


**MATERIALI** Acciaio  
**TRATTAMENTI** Zincatura

**MATERIALS** Steel  
**TREATMENTS** Electrolytic zinc plated

Tipo Type	Cod. N°	ØD	Ød	L	Øf	F	Peso Weight in Kg
M110	AR004090	20	14	55	3	26.5	0.03
M120	AR004093	21.6	14	60	3.8	22	0.05
M130	AR004096	25	14	60	5.5	17.4	0.09
M140	AR004099	34	19	76	7.5	23.5	0.21
M150	AR004102	49	27	102	11	33.25	0.55
M160	AR004105	70	40	128	15	28	1.54

Tipo: **PERNI** – Type: **PINS**

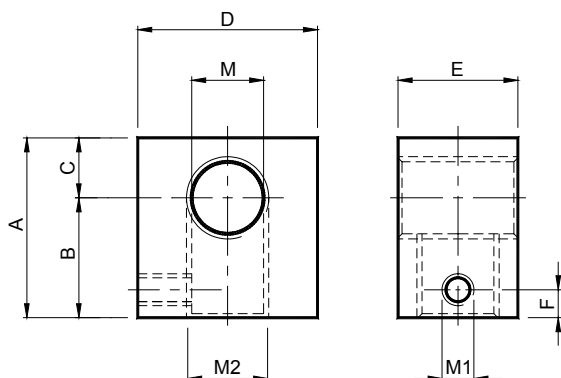


**MATERIALI** Acciaio  
**TRATTAMENTI** Zincatura

**MATERIALS** Steel  
**TREATMENTS** Electrolytic zinc plated

Tipo Type	Cod. N°	A	B	C	ØD	Ød	E	Peso Weight in Kg
LA10	TB001629	30 <sup>+0.3</sup> / <sub>+0.0</sub>	39	4.5	16	15.2	1.1	0.060
LA11	TB001630	35 <sup>+0.3</sup> / <sub>+0.0</sub>	44	4.5	16	15.2	1.1	0.068
LA12	TB001631	51 <sup>+0.3</sup> / <sub>+0.0</sub>	60	4.5	16	15.2	1.1	0.093
LA13	TB001632	56 <sup>+0.3</sup> / <sub>+0.0</sub>	65	4.5	16	15.2	1.1	0.101
LA14	TB001633	73 <sup>+0.3</sup> / <sub>+0.0</sub>	80	3.5	16	15.2	1.1	0.124
LA15	TB001634	35 <sup>+0.3</sup> / <sub>+0.0</sub>	45	5	20	19	1.3	0.109
LA16	TB001635	67.5 <sup>+0.3</sup> / <sub>+0.0</sub>	77.5	5	20	19	1.3	0.188
LA17	TB001636	105 <sup>+0.3</sup> / <sub>+0.0</sub>	115	5	20	19	1.3	0.277
PF110	AR004730	51.3 <sup>+0.3</sup> / <sub>+0.0</sub>	60	4.35	8	7.6	0.9	0.023
PF120/30	AR004731	58.5 <sup>+0.3</sup> / <sub>+0.0</sub>	68	4.75	10	9.6	1.1	0.040
PF140	AR004732	75.5 <sup>+0.3</sup> / <sub>+0.0</sub>	85	4.75	20	19	1.3	0.206
PF150	AR004733	111.5 <sup>+0.3</sup> / <sub>+0.0</sub>	121.5	5	30	28.6	1.6	0.663
PF160	AR004734	157 <sup>±0.10</sup>	167	5	30	28.6	1.6	0.916
PF140/P	AR004735	75.5 <sup>+0.3</sup> / <sub>+0.0</sub>	85	4.75	12	11.5	1.1	0.074
PF150/P	AR004736	111.5 <sup>+0.3</sup> / <sub>+0.0</sub>	121.5	5	20	19	1.3	0.295
PF160/P	AR004737	157 <sup>±0.10</sup>	167	5	20	19	1.3	0.405

Tipo: **PIASTRINA PI** / Type: **PLATE PI**



Tipo Type	Cod. N°	A	B	C	D	E	F	M	M1	M2	Peso Weight in Kg
PI10 M8	AR070576	30	20	10	20	15	7	M8	M8	M10	0.053
PI10/20/30 M10	AR070578	30	20	10	20	15	7	M10	M8	M10	0.051
PI10/20/30 M16	AR070582	30	20	10	30	15	7	M16	M8	M10	0.073
PI40 M12	AR070584	35	22.5	12.5	30	20	7	M12	M8	M14	0.125
PI40 M16	AR070586	35	22.5	12.5	30	20	7	M16	M8	M14	0.115
PI50 M16	AR070588	45	30	15	45	30	7	M16	M8	M20	0.369
PI50 M20	AR070590	45	30	15	45	30	7	M20	M8	M20	0.354
PI60 M20	AR070592	50	35	15	50	35	10	M20	M8	M24	0.513

**MATERIALI** Acciaio  
**TRATTAMENTI** Zincatura

**MATERIALS** Steel  
**TREATMENTS** Electrolytic zinc plated

Esempi di applicazione / Examples of application

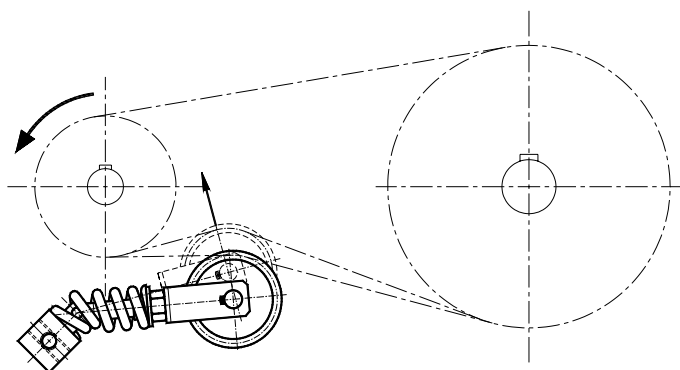


fig 1  
Tendicatena / Chain tightener

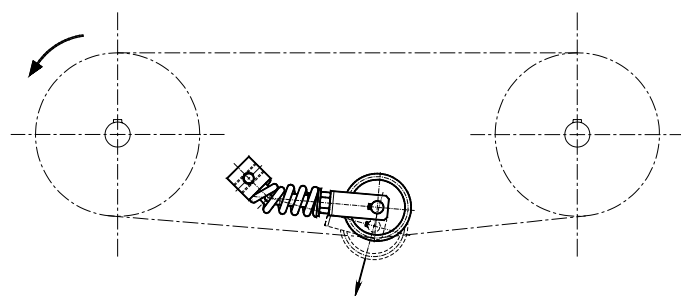


fig 2  
Tendicatena interno / Internal chain tightener

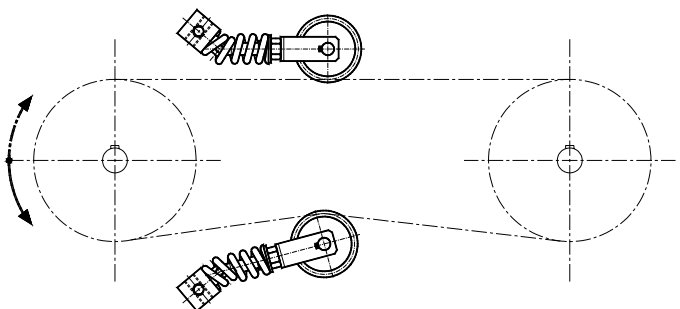


fig 3  
Doppio tensionamento per movimenti reversibili  
Double tensioners for reversible movements

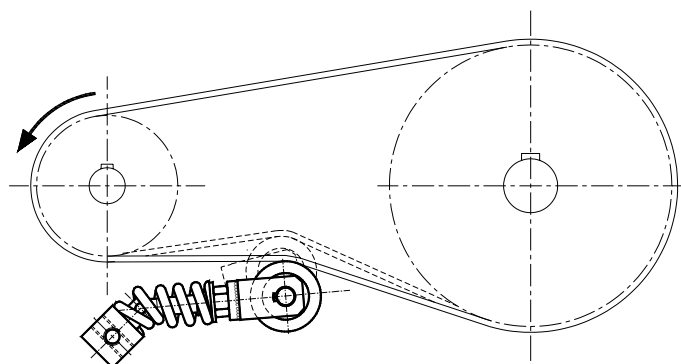


fig 4  
Tendicinghia  
Belt tightners

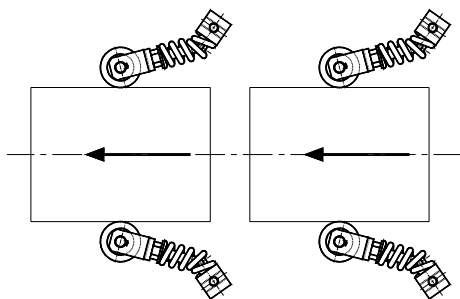


fig 5  
Elementi di pressione o convogliamento  
Down holders conveying elements

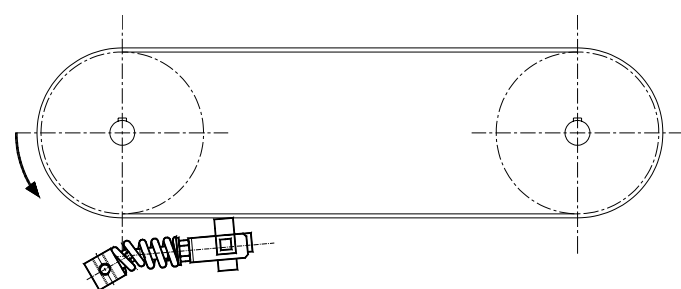


fig 6  
Supporto per raschietto pulitore di nastro  
Support for belt scrapers